



SC Annual School Report Card Summary

Richard H. Gettys Middle School
 School District of Pickens County
 Grades: 6-8 Enrollment: 1,396
 Principal: Michael S. Cory
 Superintendent: Dr. Kelly U. Pew
 Board Chair: Mr. Alex Saitta

PERFORMANCE

Comprehensive detail, including definitions of ratings, performance criteria, and explanations of status, is available on www.ed.sc.gov and www.eoc.sc.gov as well as school and school district websites. Printed versions are available from school districts upon request.

YEAR	ABSOLUTE RATING	GROWTH RATING	PALMETTO GOLD AND SILVER AWARD		ESEA/FEDERAL ACCOUNTABILITY RATING SYSTEM	
			General Performance	Closing the Gap	ESEA Grade	Accountability Indicator
2012	Good	Good	TBD	TBD	B	N/A
2011	Good	Average	Silver	N/A	Not Met	N/A
2010	Good	Average	N/A	N/A	Not Met	N/A

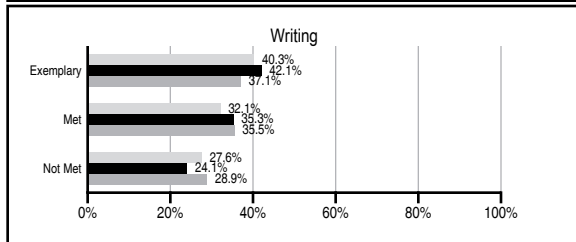
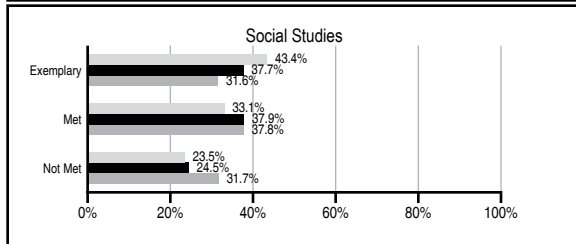
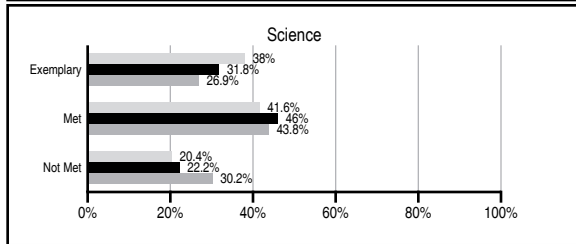
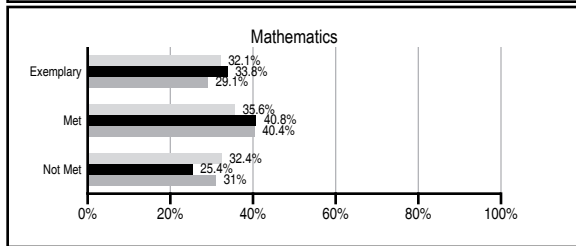
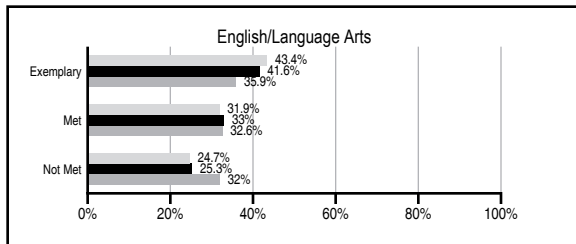
ABSOLUTE RATINGS OF MIDDLE SCHOOLS WITH STUDENTS LIKE OURS*

EXCELLENT	GOOD	AVERAGE	BELOW AVERAGE	AT-RISK
16	19	14	0	1

* Ratings are calculated with data available by 11/07/2012. Schools with Students Like Ours are Middle Schools with Poverty Indices of no more than 5% above or below the index for this school.

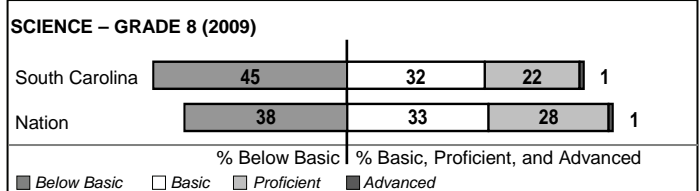


PASS PERFORMANCE

Our School Middle Schools with Students Like Ours Middle schools statewide



NAEP PERFORMANCE*

* Performance reported for SC and nation, data not available at school level. Percentages at NAEP Achievement Levels.



END OF COURSE TESTS - 2012

% of students scoring 70 or above on:	Our Middle School	Middle Schools with Students Like Ours
Algebra 1/Math for the Technologies 2	100.0	98.5
English 1	99.2	89.3
Physical Science	N/A	N/A
US History and the Constitution	N/A	9
All Subjects	99.6	95.6

SC PERFORMANCE VISION

By 2020 all students will graduate with the knowledge and skills necessary to compete successfully in the global economy, participate in a democratic society and contribute positively as members of families and communities.

Abbreviations Key

N/A Not Applicable N/AV Not Available N/C Not Collected N/R Not Reported I/S Insufficient Sample TBD To be determined

Richard H. Gettys Middle School
[School District of Pickens County]

SCHOOL PROFILE

	Our School	Change from Last Year	Middle Schools with Students Like Ours	Median Middle School
Students (n=1,396)				
Students enrolled in high school credit courses (grades 7 & 8)	56.4%	Down from 61.7%	30.0%	22.9%
Retention rate	0.0%	Down from 0.2%	0.7%	0.8%
Attendance rate	95.9%	Up from 95.7%	96.4%	96.2%
Served by gifted and talented program	N/AV	N/AV	N/AV	N/AV
With disabilities other than speech	N/AV	N/AV	N/AV	N/AV
Older than usual for grade	N/AV	N/AV	N/AV	N/AV
Out-of-school suspensions or expulsions for violent and/or criminal offenses	1.1%	Up from 0.4%	0.6%	0.5%
Annual dropout rate	0.0%	No Change	0.0%	0.0%
Teachers (n=77)				
Teachers with advanced degrees	67.5%	Up from 64.5%	62.5%	61.3%
Continuing contract teachers	N/AV	N/AV	N/AV	N/AV
Teachers returning from previous year	85.5%	Up from 84.8%	88.4%	86.7%
Teacher attendance rate	96.1%	Up from 94.9%	95.3%	95.2%
Average teacher salary*	\$45,456	Down 2.8%	\$46,977	\$46,422
Classes not taught by highly qualified teachers	0.0%	No Change	1.6%	2.0%
Professional development days/teacher	12.8 days	Up from 11.9 days	10.9 days	10.0 days
School				
Principal's years at school	6.0	Up from 5.0	5.0	4.0
Student-teacher ratio in core subjects	24.7 to 1	Up from 24.4 to 1	24.0 to 1	22.0 to 1
Prime instructional time	91.2%	Up from 90.0%	90.4%	90.1%
Opportunities in the arts	Good	No Change	Good	Good
SACS accreditation	Yes	No Change	Yes	Yes
Parents attending conferences	94.9%	Down from 98.6%	98.8%	98.8%
Character development program	Excellent	No Change	Good	Good
Dollars spent per pupil**	\$6,318	Down 0.8%	\$6,803	\$7,245
Percent of expenditures for instruction**	62.1%	Down from 62.3%	63.2%	63.1%
Percent of expenditures for teacher salaries**	56.9%	Down from 60.4%	61.4%	60.9%
ESEA composite index score	87.1	N/A	90.0	88.1

* Length of contract = 185+ days.

** Prior year audited financial data available.

EVALUATION RESULTS

	Teachers	Students*	Parents*
Number of surveys returned	74	408	187
Percent satisfied with learning environment	81.1%	60.0%	80.8%
Percent satisfied with social and physical environment	84.5%	60.0%	67.8%
Percent satisfied with school-home relations	76.4%	79.8%	76.2%

*Only students at the highest middle school grade level at this school and their parents were included.

REPORT OF PRINCIPAL AND SCHOOL IMPROVEMENT COUNCIL

Gettys Middle School students, staff, administration, and community are "Making Gettys Great." The 2011-2012 school year has been a very successful year at Gettys Middle School. We have set high expectations for our students learning and development. Our school's absolute rating was the highest we achieved in the past nine years and higher than 72% of all middle schools in South Carolina. Academically, our students have achieved award-winning excellence. Our school's first Palmetto Silver Award by the SC State Department of Education recognized our continuing high academic performance over a three-year period. Our focus on literacy initiatives produced our school and district's award winning Lieutenant Governor's Writing Award. A record number of students received Presidential Academic Excellence awards as well as dedicated participation in our National Junior Honor Society and BETA Clubs. Our students completed MAP testing to chart their individual growth in math and English, and numerous students have shown outstanding gains. As a school, our students exceeded MAP national averages in all grade levels and in all subjects tested. At the school level, several students participated in the Bi-Lo Invention Convention in the area of Science and Technology. Other successful clubs were the STEM-based Robotics Club that hosted a district competition and the History Club and Math Counts that increased student engagement and academic success. Our goals are to achieve academic excellence, positive character development, and successful partnerships with our families and communities. Each of these goals was accomplished with award-winning efforts and people working together. We were recognized for our efforts in character development by receiving the 2011 Promising Practices Award for two programs: Gettys Gives Back and Breaking into Business. Our Red Carpet Award school received the 2012 Safe Kids School Award for our emphasis on safety and student wellness. The Bridges to Success academic program that meets the needs of at-risk learners showed excellent results. Our teacher's outstanding efforts were recognized as well. Our teachers received several grant awards, including the ING grant that focused on student wellness in our school's 5K walk/run as well as continued support from Bi-Lo Charities in partnership with our media center's fundraising campaign. A Social Studies teacher received national board certification, increasing the number of national board teachers in our school to six. Our efforts on character education produced award lunches for hundreds of students that was sponsored by our PTO organization. We also benefited from tremendous support from our Breaker Buddies mentoring program and Clemson University's Middle Passage. Our students conducted numerous service projects and donated to several community charities. Athletically, all of our teams had successful seasons. Our Fine Arts received numerous awards including our band program that received their second Outstanding Band Program Award. An Art student received recognition by the Pickens County Cultural Commission. We are extremely grateful to our students, staff, volunteers and PTO parent organization for a very successful year. Working together we can continue to "Make Gettys Great!"

Michael Cory, Principal and Twon Austin, SIC Chairman

Comprehensive detail, including definitions of ratings, performance criteria, and explanations of status, is available on www.ed.sc.gov and www.eoc.sc.gov as well as school and school district websites.

Printed versions are available from school districts upon request.

Abbreviations Key

N/A Not Applicable N/AV Not Available N/C Not Collected N/R Not Reported I/S Insufficient Sample TBD To be determined

NI Newly Identified CSI Continuing School Improvement CA Corrective Action RP Plan to Restructure R Restructure DELAY School Improvement Status HOLD School Improvement Status