



# SC Annual School Report Card Summary

R.C. Edwards Middle School  
 School District of Pickens County  
 Grades: 6-8 Enrollment: 764  
 Principal: Gary Culler  
 Superintendent: Dr. Kelly U. Pew  
 Board Chair: Mr. Alex Saitta

## PERFORMANCE

Comprehensive detail, including definitions of ratings, performance criteria, and explanations of status, is available on [www.ed.sc.gov](http://www.ed.sc.gov) and [www.eoc.sc.gov](http://www.eoc.sc.gov) as well as school and school district websites. Printed versions are available from school districts upon request.

YEAR	ABSOLUTE RATING	GROWTH RATING	PALMETTO GOLD AND SILVER AWARD		ESEA/FEDERAL ACCOUNTABILITY RATING SYSTEM	
			General Performance	Closing the Gap	ESEA Grade	Accountability Indicator
2012	Excellent	Excellent	TBD	TBD	A	N/A
2011	Excellent	Excellent	Gold	N/A	Not Met	N/A
2010	Excellent	Excellent	Gold	N/A	Not Met	N/A

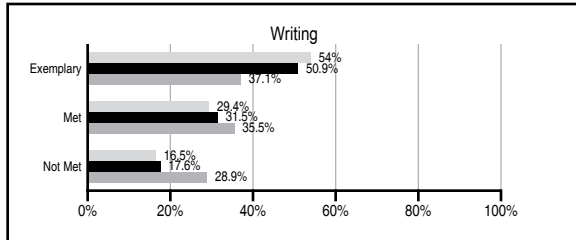
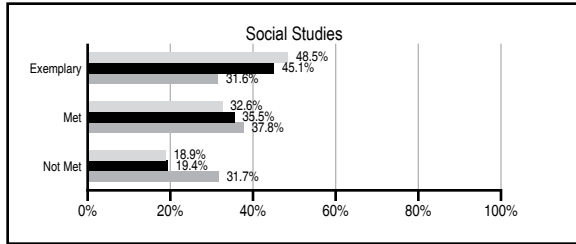
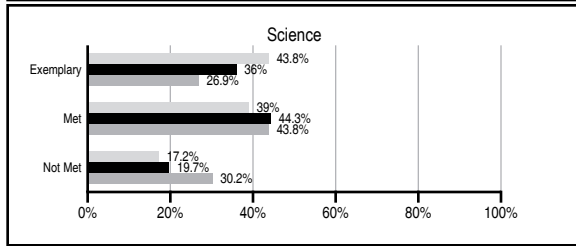
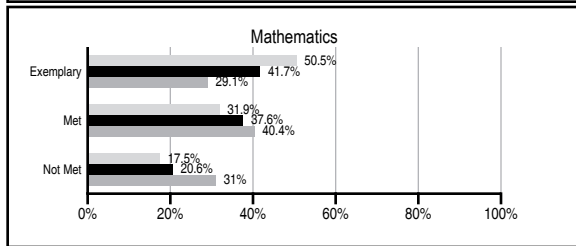
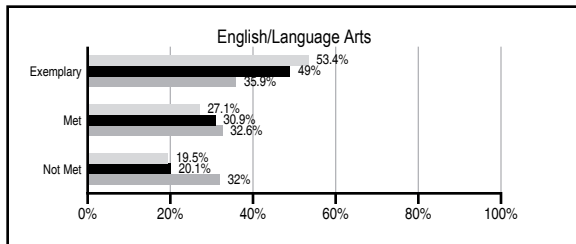
## ABSOLUTE RATINGS OF MIDDLE SCHOOLS WITH STUDENTS LIKE OURS\*

EXCELLENT	GOOD	AVERAGE	BELOW AVERAGE	AT-RISK
14	4	2	0	0

\* Ratings are calculated with data available by 11/07/2012. Schools with Students Like Ours are Middle Schools with Poverty Indices of no more than 5% above or below the index for this school.



## PASS PERFORMANCE

Our School
  Middle Schools with Students Like Ours
  Middle schools statewide



## NAEP PERFORMANCE\*

\* Performance reported for SC and nation, data not available at school level. Percentages at NAEP Achievement Levels.



## END OF COURSE TESTS - 2012

% of students scoring 70 or above on:	Our Middle School	Middle Schools with Students Like Ours
Algebra 1/Math for the Technologies 2	100.0	99.3
English 1	100.0	92.9
Physical Science	N/A	N/A
US History and the Constitution	N/A	N/A
All Subjects	100.0	98.9

## SC PERFORMANCE VISION

*By 2020 all students will graduate with the knowledge and skills necessary to compete successfully in the global economy, participate in a democratic society and contribute positively as members of families and communities.*

### Abbreviations Key

N/A Not Applicable N/AV Not Available N/C Not Collected N/R Not Reported I/S Insufficient Sample TBD To be determined

**R.C. Edwards Middle School**  
**[School District of Pickens County]**

**SCHOOL PROFILE**

	Our School	Change from Last Year	Middle Schools with Students Like Ours	Median Middle School
<b>Students (n=764)</b>				
Students enrolled in high school credit courses (grades 7 & 8)	51.0%	Up from 49.1%	39.9%	22.9%
Retention rate	0.4%	Up from 0.0%	0.5%	0.8%
Attendance rate	96.5%	Up from 96.3%	97.0%	96.2%
Served by gifted and talented program	N/AV	N/AV	N/AV	N/AV
With disabilities other than speech	N/AV	N/AV	N/AV	N/AV
Older than usual for grade	N/AV	N/AV	N/AV	N/AV
Out-of-school suspensions or expulsions for violent and/or criminal offenses	1.0%	Down from 1.8%	0.6%	0.5%
Annual dropout rate	0.4%	Up from 0.0%	0.0%	0.0%
<b>Teachers (n=44)</b>				
Teachers with advanced degrees	63.6%	Down from 65.9%	63.1%	61.3%
Continuing contract teachers	N/AV	N/AV	N/AV	N/AV
Teachers returning from previous year	86.8%	Up from 86.7%	88.8%	86.7%
Teacher attendance rate	94.3%	Down from 94.6%	95.3%	95.2%
Average teacher salary*	\$47,565	Down 1.0%	\$49,117	\$46,422
Classes not taught by highly qualified teachers	0.0%	No Change	1.6%	2.0%
Professional development days/teacher	7.6 days	Up from 3.8 days	9.0 days	10.0 days
<b>School</b>				
Principal's years at school	4.0	Up from 3.0	3.5	4.0
Student-teacher ratio in core subjects	25.4 to 1	Down from 25.6 to 1	24.6 to 1	22.0 to 1
Prime instructional time	89.4%	Down from 90.0%	91.4%	90.1%
Opportunities in the arts	Good	No Change	Good	Good
SACS accreditation	Yes	No Change	Yes	Yes
Parents attending conferences	83.9%	Up from 71.3%	99.8%	98.8%
Character development program	Below Average	No Change	Excellent	Good
Dollars spent per pupil**	\$6,580	Down 5.7%	\$6,234	\$7,245
Percent of expenditures for instruction**	57.7%	Up from 56.9%	64.2%	63.1%
Percent of expenditures for teacher salaries**	56.5%	Up from 55.9%	63.2%	60.9%
ESEA composite index score	94.8	N/A	93.6	88.1

\* Length of contract = 185+ days.

\*\* Prior year audited financial data available.

**EVALUATION RESULTS**

	Teachers	Students*	Parents*
Number of surveys returned	46	225	104
Percent satisfied with learning environment	95.5%	65.8%	72.5%
Percent satisfied with social and physical environment	97.8%	79.3%	77.2%
Percent satisfied with school-home relations	90.7%	87.1%	66.0%

\*Only students at the highest middle school grade level at this school and their parents were included.

**REPORT OF PRINCIPAL AND SCHOOL IMPROVEMENT COUNCIL**

The 2011-12 school year has been a year of achievement for our school. It is the mission of R.C. Edwards Middle School to "promote high standards of academic achievement, personal achievement, and career development in a safe environment", and we have accomplished this through a multitude of opportunities. R.C. Edwards was awarded a Palmetto Gold Award for overall student achievement from the S.C. Department of Education. Our Algebra I classes scored an average of 93% and our English I classes had an average of 94% on the South Carolina End of Course Exams. Our Festival Band won top national honors in the New York Band Festival. The MATHCOUNTS team also placed in the state competition. R.C. Edwards also had 40 Junior Scholars and 24 students recognized by the Duke University Talent Identification Program. All of these academic accomplishments occurred while our school was under total renovation and construction. Seventeen classrooms were added and every square foot of existing space was renovated. The renovations included everything from replacing folding walls in classrooms to the installation of updated interactive white boards. It is a testament to the relationship R.C. Edwards enjoys with the community that academic and structural progress can occur at the same time. R.C. Edwards would not be the learning environment it is without the help of parents, volunteers, teachers, and staff.

Gary Culler, Principal and Susan Batson, School Improvement Council Chair

Comprehensive detail, including definitions of ratings, performance criteria, and explanations of status, is available on [www.ed.sc.gov](http://www.ed.sc.gov) and [www.eoc.sc.gov](http://www.eoc.sc.gov) as well as school and school district websites.

Printed versions are available from school districts upon request.

**Abbreviations Key**

N/A Not Applicable N/AV Not Available N/C Not Collected N/R Not Reported I/S Insufficient Sample TBD To be determined  
 NI Newly Identified CSI Continuing School Improvement CA Corrective Action RP Plan to Restructure R Restructure DELAY School Improvement Status HOLD School Improvement Status