



SC Annual School Report Card Summary

Branchville High
 Orangeburg Consolidated School District Four
 Grades: 7-12 Enrollment: 296
 Principal: David B. Hess
 Superintendent: Brenda Turner
 Board Chair: Peggy Tyler

PERFORMANCE

Comprehensive detail, including definitions of ratings, performance criteria, and explanations of status, is available on www.ed.sc.gov and www.eoc.sc.gov as well as school and school district websites. Printed versions are available from school districts upon request.

YEAR	ABSOLUTE RATING	GROWTH RATING	PALMETTO GOLD AND SILVER AWARD		ESEA/FEDERAL ACCOUNTABILITY RATING SYSTEM	
			General Performance	Closing the Gap	ESEA Grade	Accountability Indicator
2012	Average	Average	TBD	TBD	B	N/A
2011	Average	Good	Silver	N/A	Not Met	N/A
2010	Average	Average	N/A	N/A	Met	N/A

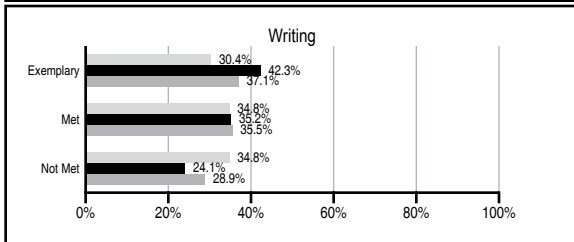
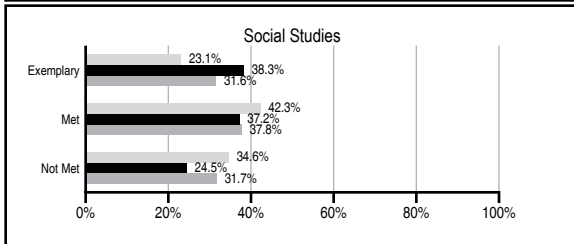
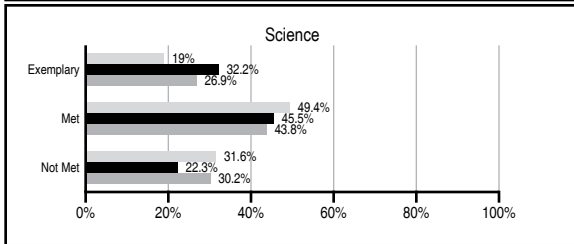
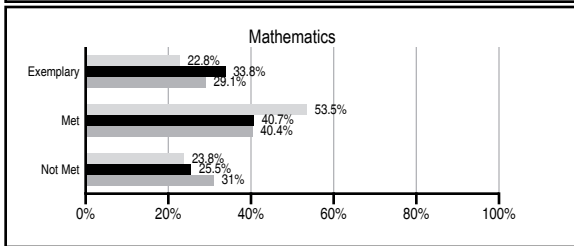
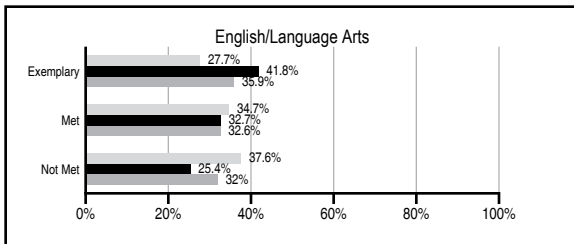
ABSOLUTE RATINGS OF MIDDLE SCHOOLS WITH STUDENTS LIKE OURS*

EXCELLENT	GOOD	AVERAGE	BELOW AVERAGE	AT-RISK
16	22	13	0	1

* Ratings are calculated with data available by 11/07/2012. Schools with Students Like Ours are Middle Schools with Poverty Indices of no more than 5% above or below the index for this school.

PASS PERFORMANCE

Our School Middle Schools with Students Like Ours Middle schools statewide



NAEP PERFORMANCE*

* Performance reported for SC and nation, data not available at school level. Percentages at NAEP Achievement Levels.



END OF COURSE TESTS - 2012

% of students scoring 70 or above on:	Our Middle School	Middle Schools with Students Like Ours
Algebra 1/Math for the Technologies 2	100.0	98.4
English 1	93.3	88.4
Physical Science	N/A	N/A
US History and the Constitution	N/A	9
All Subjects	96.4	95.9

SC PERFORMANCE VISION

By 2020 all students will graduate with the knowledge and skills necessary to compete successfully in the global economy, participate in a democratic society and contribute positively as members of families and communities.

Abbreviations Key

N/A Not Applicable N/AV Not Available N/C Not Collected N/R Not Reported I/S Insufficient Sample TBD To be determined

Branchville High
[Orangeburg Consolidated School District Four]

SCHOOL PROFILE

	Our School	Change from Last Year	Middle Schools with Students Like Ours	Median Middle School
Students (n=296)				
Students enrolled in high school credit courses (grades 7 & 8)	12.8%	Up from 10.6%	32.6%	22.9%
Retention rate	3.1%	Up from 1.9%	0.7%	0.8%
Attendance rate	95.2%	Up from 94.4%	96.4%	96.2%
Served by gifted and talented program	N/AV	N/AV	N/AV	N/AV
With disabilities other than speech	N/AV	N/AV	N/AV	N/AV
Older than usual for grade	N/AV	N/AV	N/AV	N/AV
Out-of-school suspensions or expulsions for violent and/or criminal offenses	0.3%	Up from 0.0%	0.6%	0.5%
Annual dropout rate	0.0%	No Change	0.0%	0.0%
Teachers (n=16)				
Teachers with advanced degrees	62.5%	Up from 48.7%	62.5%	61.3%
Continuing contract teachers	N/AV	N/AV	N/AV	N/AV
Teachers returning from previous year	74.1%	Down from 90.5%	88.3%	86.7%
Teacher attendance rate	95.0%	Up from 94.0%	95.2%	95.2%
Average teacher salary*	\$49,815	Up 1.8%	\$47,000	\$46,422
Classes not taught by highly qualified teachers	0.0%	No Change	1.4%	2.0%
Professional development days/teacher	9.1 days	Down from 17.1 days	11.0 days	10.0 days
School				
Principal's years at school	1.0	Down from 4.0	5.0	4.0
Student-teacher ratio in core subjects	26.5 to 1	Up from 24.4 to 1	23.8 to 1	22.0 to 1
Prime instructional time	88.4%	Up from 88.1%	90.3%	90.1%
Opportunities in the arts	Poor	Down from Good	Good	Good
SACS accreditation	Yes	No Change	Yes	Yes
Parents attending conferences	98.8%	Down from 100.0%	98.7%	98.8%
Character development program	Below Average	Down from Excellent	Good	Good
Dollars spent per pupil**	\$7,232	Down 18.6%	\$6,789	\$7,245
Percent of expenditures for instruction**	59.7%	Up from 58.6%	63.2%	63.1%
Percent of expenditures for teacher salaries**	57.5%	Up from 56.3%	61.5%	60.9%
ESEA composite index score	83.7	N/A	89.9	88.1

* Length of contract = 185+ days.
 ** Prior year audited financial data available.

EVALUATION RESULTS

	Teachers	Students*	Parents*
Number of surveys returned	19	49	39
Percent satisfied with learning environment	84.2%	79.6%	68.4%
Percent satisfied with social and physical environment	94.7%	81.3%	79.5%
Percent satisfied with school-home relations	73.7%	80.9%	63.2%

*Only students at the highest middle school grade level at this school and their parents were included.

REPORT OF PRINCIPAL AND SCHOOL IMPROVEMENT COUNCIL

The 2011-2012 school year marked a banner year for both academics and athletics. We achieved the highest exit exams scores in the Times & Democrat region. Credit for this achievement must go to the teachers that work so hard and with our students and supportive parents. Our four year graduation rate is an area in which we need to improve. With improvement in this area we will regain our excellent report card.

Branchville High School serves students in grades seven through twelve. The seventh and eighth graders are referred to as our middle school. Branchville Middle School (BMS) also receives a State Report Card. The rating on this report card is largely determined by the scores on the PASS. The PASS covers the four core course areas and each area renders 25% of the total score. We must continue to improve our scores on the PASS and obtain an average or above report card rating. We are working very hard in order to accomplish this objective.

Academics are number one at BHS, and we make every effort to make certain our students are given every opportunity for future success. Discipline and safety are very important to a positive learning environment. Maximizing the classroom learning time of our students is paramount. We also have a very strong staff development program in order to keep our teachers on the cutting edge of effective education and best practices. BHS is very proud of both the commitment of our teachers and the willingness of our students. Students were encouraged to increase their individual academic rigor, resulting in the highest number of eighth graders taking high school courses as prescribed by the High Schools That Work model.

The use of technology in the classroom is staged for the coming school year. The original APEX lab is being upgraded with new computers and an entire lab was purchased and will be in place in 2012-2013.

In addition to academics, we also have a very strong sports program at BHS. Our teams won the top spots in our region in volleyball and softball and we had numerous athletes chosen for all-region and all-state teams. The volleyball team returned to the State Championship game in 2011. The B-Team football squad had a very successful record the future looks bright. We continue to strengthen our total sports program and provide our community another opportunity to "You Can't Hide That Yellow Jacket Pride."

Student leadership continues to be an important aspect for the success of BHS. Our students continue to be involved and take leadership roles in their school and community. We continue to challenge our students in the area of leadership. BHS had tremendous success with student organizations becoming winners at the state level. The FFA and BETA clubs represented the student body at both state and national conferences bringing home many awards and recognition.

We all have a stake in the success of Branchville High School and the Branchville community. If we continue to work together we can make it happen.

J. Robb Streeter, Principal
 Jennifer Hess, SIC Chairperson

Comprehensive detail, including definitions of ratings, performance criteria, and explanations of status, is available on www.ed.sc.gov and www.eoc.sc.gov as well as school and school district websites.

Printed versions are available from school districts upon request.

Abbreviations Key

N/A Not Applicable N/AV Not Available N/C Not Collected N/R Not Reported I/S Insufficient Sample TBD To be determined
 NI Newly Identified CSI Continuing School Improvement CA Corrective Action RP Plan to Restructure R Restructure DELAY School Improvement Status HOLD School Improvement Status