



SC Annual School Report Card Summary

Carver-Edisto Middle School
 Orangeburg Consolidated School District Four
 Grades: 6-8 Enrollment: 578
 Principal: Jeannie B. Monson
 Superintendent: Brenda Turner
 Board Chair: Peggy Tyler

PERFORMANCE

Comprehensive detail, including definitions of ratings, performance criteria, and explanations of status, is available on www.ed.sc.gov and www.eoc.sc.gov as well as school and school district websites. Printed versions are available from school districts upon request.

YEAR	ABSOLUTE RATING	GROWTH RATING	PALMETTO GOLD AND SILVER AWARD		ESEA/FEDERAL ACCOUNTABILITY RATING SYSTEM	
			General Performance	Closing the Gap	ESEA Grade	Accountability Indicator
2012	Average	Good	TBD	TBD	C	N/A
2011	Average	Average	Silver	N/A	Not Met	N/A
2010	Average	Good	Silver	N/A	Not Met	N/A

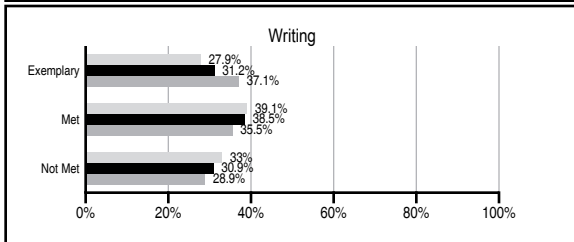
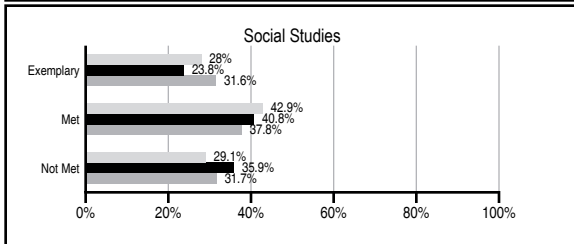
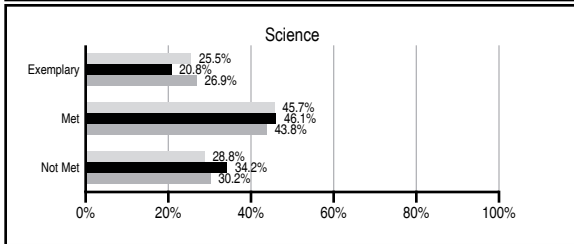
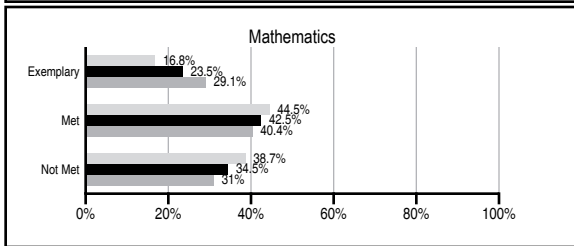
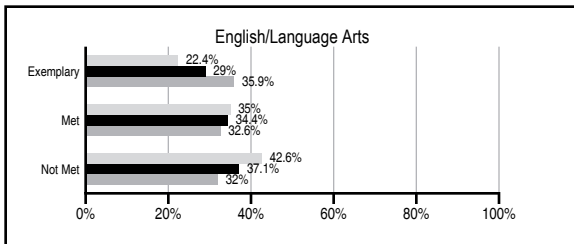
ABSOLUTE RATINGS OF MIDDLE SCHOOLS WITH STUDENTS LIKE OURS*

EXCELLENT	GOOD	AVERAGE	BELOW AVERAGE	AT-RISK
2	4	45	5	2

* Ratings are calculated with data available by 11/07/2012. Schools with Students Like Ours are Middle Schools with Poverty Indices of no more than 5% above or below the index for this school.

PASS PERFORMANCE

Our School Middle Schools with Students Like Ours Middle schools statewide



NAEP PERFORMANCE*

* Performance reported for SC and nation, data not available at school level. Percentages at NAEP Achievement Levels.



END OF COURSE TESTS - 2012

% of students scoring 70 or above on:	Our Middle School	Middle Schools with Students Like Ours
Algebra 1/Math for the Technologies 2	95.9	95.9
English 1	96.8	91.9
Physical Science	N/A	N/A
US History and the Constitution	N/A	N/A
All Subjects	96.4	95.7

SC PERFORMANCE VISION

By 2020 all students will graduate with the knowledge and skills necessary to compete successfully in the global economy, participate in a democratic society and contribute positively as members of families and communities.

Abbreviations Key

N/A Not Applicable N/AV Not Available N/C Not Collected N/R Not Reported I/S Insufficient Sample TBD To be determined

Carver-Edisto Middle School
[Orangeburg Consolidated School District Four]

SCHOOL PROFILE

	Our School	Change from Last Year	Middle Schools with Students Like Ours	Median Middle School
Students (n=578)				
Students enrolled in high school credit courses (grades 7 & 8)	19.1%	Down from 59.7%	21.3%	22.9%
Retention rate	0.5%	Up from 0.2%	0.9%	0.8%
Attendance rate	94.8%	Up from 94.4%	96.0%	96.2%
Served by gifted and talented program	N/AV	N/AV	N/AV	N/AV
With disabilities other than speech	N/AV	N/AV	N/AV	N/AV
Older than usual for grade	N/AV	N/AV	N/AV	N/AV
Out-of-school suspensions or expulsions for violent and/or criminal offenses	2.2%	Down from 3.7%	0.5%	0.5%
Annual dropout rate	0.0%	No Change	0.0%	0.0%
Teachers (n=34)				
Teachers with advanced degrees	50.0%	Down from 55.3%	60.5%	61.3%
Continuing contract teachers	N/AV	N/AV	N/AV	N/AV
Teachers returning from previous year	87.5%	Up from 78.1%	84.3%	86.7%
Teacher attendance rate	95.4%	Up from 94.3%	95.1%	95.2%
Average teacher salary*	\$42,653	Down 0.1%	\$45,452	\$46,422
Classes not taught by highly qualified teachers	0.0%	Down from 1.2%	1.9%	2.0%
Professional development days/teacher	14.3 days	Down from 17.3 days	10.0 days	10.0 days
School				
Principal's years at school	5.0	Up from 4.0	5.0	4.0
Student-teacher ratio in core subjects	22.9 to 1	Down from 23.9 to 1	22.9 to 1	22.0 to 1
Prime instructional time	89.1%	Up from 87.3%	89.6%	90.1%
Opportunities in the arts	Excellent	No Change	Good	Good
SACS accreditation	Yes	No Change	Yes	Yes
Parents attending conferences	96.0%	Down from 100.0%	98.0%	98.8%
Character development program	Average	No Change	Good	Good
Dollars spent per pupil**	\$6,334	Down 10.9%	\$7,272	\$7,245
Percent of expenditures for instruction**	58.1%	Up from 56.6%	62.2%	63.1%
Percent of expenditures for teacher salaries**	54.8%	Down from 55.1%	59.9%	60.9%
ESEA composite index score	71.7	N/A	84.5	88.1

* Length of contract = 185+ days.

** Prior year audited financial data available.

EVALUATION RESULTS

	Teachers	Students*	Parents*
Number of surveys returned	35	167	146
Percent satisfied with learning environment	91.2%	67.5%	78.3%
Percent satisfied with social and physical environment	91.4%	72.7%	62.2%
Percent satisfied with school-home relations	48.6%	82.5%	68.6%

*Only students at the highest middle school grade level at this school and their parents were included.

REPORT OF PRINCIPAL AND SCHOOL IMPROVEMENT COUNCIL

This year, 2011 - 2012, due to much hard work by teachers and students Carver Edisto Middle School has, for the second year in a row, earned the South Carolina Palmetto Silver Award for academic achievement. The school earned an overall 'Average' rating and an "Average" for academic improvement. While the goal is still to earn a rating of "Excellent", we are very proud of this recognition for work well done.

There is no magic bullet to sustaining continued school improvement. It takes hard work and is only accomplished by focused, informed actions by teachers and students. The work begins with the teachers. Working in teams' teachers began the school year by assessing student data. The information gathered helped teachers plan appropriate curriculum, instruction and assessment strategies. These teams of teachers met weekly to monitor student progress and adjust lessons based on student mastery of common assessments. Threaded throughout the school year all teachers participated in meaningful professional development including school-wide book reads. All of these efforts converged to create an excellent learning environment for all CEMS students.

Rigorous work is expected of all students. On the first day of school, students are expected to report on their summer reading and activities provided to them at the end of the previous school year. During the first week of school, students are given a basic multiplication and reading assessment test to determine needs. Based on state PASS results groups of students are placed in flexible acceleration classes. Each student must keep a Data Student Notebook to track his or her academic strengths and weaknesses and set goals for the academic year. This year "Gear-Up", "It's Your Game" and "Lifeskills" character education programs were added. The Media Center spearheads a "25 Book Reading" initiative and houses a variety of books including many audio books and an IPOD lab to download student novels.

Though the primary goal for all students at Carver is high academic learning, we also strive to provide a rich variety of extra-curricular opportunities which both engages and ignites students' imaginations. Students participate in a variety of athletic competitions and in cheerleading. The Project Lead the Way curriculum offers activities for students interested in engineering and business. Drama and Choral students team up three times a year to perform an "Evening Showcase" of acting, singing, and art. This year's culminating production was "The Wizard of Oz." Students also participate in the award winning CEMS Band. Journalism students produce an annual yearbook. And, our visual arts students create artwork on paper and in clay. Collectively, these programs plus a rich academic program offer rigorous learning opportunities for all students.

Jeannie Monson, Principal
 Norma Rockwell, School Improvement Chair

Comprehensive detail, including definitions of ratings, performance criteria, and explanations of status, is available on www.ed.sc.gov and www.eoc.sc.gov as well as school and school district websites.

Printed versions are available from school districts upon request.

Abbreviations Key

N/A Not Applicable N/AV Not Available N/C Not Collected N/R Not Reported I/S Insufficient Sample TBD To be determined

NI Newly Identified CSI Continuing School Improvement CA Corrective Action RP Plan to Restructure R Restructure DELAY School Improvement Status HOLD School Improvement Status