



SC Annual School Report Card Summary

Elloree Elementary/Middle
 Orangeburg County Consolidated School District Thr
 Grades: PK-8 Enrollment: 435
 Principal: Trina Gordon
 Superintendent: Cynthia Cash-Greene
 Board Chair: Mrs. Betty Shuler

PERFORMANCE

Comprehensive detail, including definitions of ratings, performance criteria, and explanations of status, is available on www.ed.sc.gov and www.eoc.sc.gov as well as school and school district websites. Printed versions are available from school districts upon request.

| YEAR | ABSOLUTE RATING | GROWTH RATING | PALMETTO GOLD AND SILVER AWARD | | ESEA/FEDERAL ACCOUNTABILITY RATING SYSTEM | |
|------|-----------------|---------------|--------------------------------|-----------------|---|--------------------------|
| | | | General Performance | Closing the Gap | ESEA Grade | Accountability Indicator |
| 2012 | At-Risk | At-Risk | TBD | TBD | D | N/A |
| 2011 | At-Risk | At-Risk | N/A | N/A | Not Met | N/A |
| 2010 | At-Risk | Below Average | N/A | N/A | Not Met | N/A |

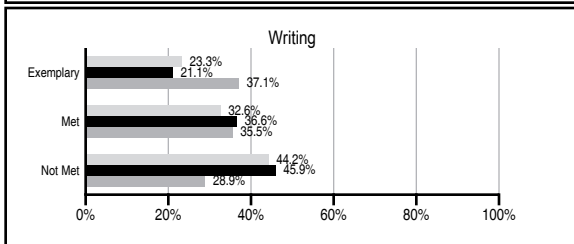
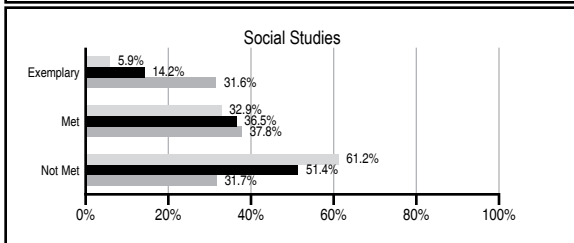
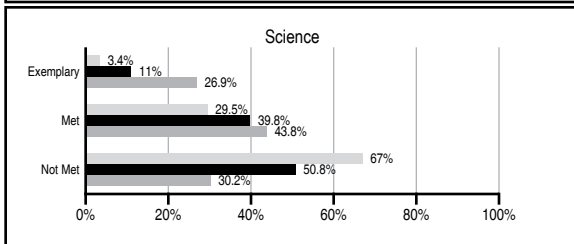
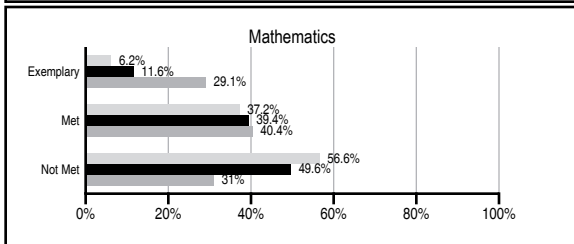
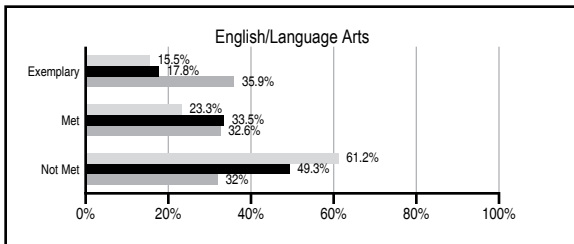
ABSOLUTE RATINGS OF MIDDLE SCHOOLS WITH STUDENTS LIKE OURS*

| EXCELLENT | GOOD | AVERAGE | BELOW AVERAGE | AT-RISK |
|-----------|------|---------|---------------|---------|
| 0 | 1 | 16 | 21 | 20 |

* Ratings are calculated with data available by 11/07/2012. Schools with Students Like Ours are Middle Schools with Poverty Indices of no more than 5% above or below the index for this school.

PASS PERFORMANCE

Our School Middle Schools with Students Like Ours Middle schools statewide



NAEP PERFORMANCE*

* Performance reported for SC and nation, data not available at school level. Percentages at NAEP Achievement Levels.



END OF COURSE TESTS - 2012

| % of students scoring 70 or above on: | Our Middle School | Middle Schools with Students Like Ours |
|---------------------------------------|-------------------|--|
| Algebra 1/Math for the Technologies 2 | 50.0 | 85.9 |
| English 1 | 63.6 | 73.5 |
| Physical Science | N/A | N/A |
| US History and the Constitution | N/A | N/A |
| All Subjects | 56.8 | 83.4 |

SC PERFORMANCE VISION

By 2020 all students will graduate with the knowledge and skills necessary to compete successfully in the global economy, participate in a democratic society and contribute positively as members of families and communities.

Abbreviations Key

N/A Not Applicable N/AV Not Available N/C Not Collected N/R Not Reported I/S Insufficient Sample TBD To be determined

Ellore Elementary/Middle
[Orangeburg County Consolidated School District Thr]

SCHOOL PROFILE

| | Our School | Change from Last Year | Middle Schools with Students Like Ours | Median Middle School |
|--|------------|-----------------------|--|----------------------|
| Students (n=435) | | | | |
| Students enrolled in high school credit courses (grades 7 & 8) | 24.2% | Up from 17.4% | 14.0% | 22.9% |
| Retention rate | 0.2% | Down from 0.5% | 1.1% | 0.8% |
| Attendance rate | 96.2% | Down from 96.8% | 95.9% | 96.2% |
| Served by gifted and talented program | N/AV | N/AV | N/AV | N/AV |
| With disabilities other than speech | N/AV | N/AV | N/AV | N/AV |
| Older than usual for grade | N/AV | N/AV | N/AV | N/AV |
| Out-of-school suspensions or expulsions for violent and/or criminal offenses | 0.0% | Down from 0.4% | 0.4% | 0.5% |
| Annual dropout rate | 0.0% | No Change | 0.0% | 0.0% |
| Teachers (n=38) | | | | |
| Teachers with advanced degrees | 63.2% | Down from 68.6% | 60.2% | 61.3% |
| Continuing contract teachers | N/AV | N/AV | N/AV | N/AV |
| Teachers returning from previous year | 90.8% | Up from 89.7% | 79.1% | 86.7% |
| Teacher attendance rate | 94.2% | Down from 94.6% | 95.2% | 95.2% |
| Average teacher salary* | \$46,300 | Down 2.2% | \$43,350 | \$46,422 |
| Classes not taught by highly qualified teachers | 0.0% | Down from 7.8% | 4.1% | 2.0% |
| Professional development days/teacher | 25.9 days | Up from 16.5 days | 9.1 days | 10.0 days |
| School | | | | |
| Principal's years at school | 1.0 | Down from 3.5 | 2.0 | 4.0 |
| Student-teacher ratio in core subjects | 13.6 to 1 | Down from 16.5 to 1 | 18.2 to 1 | 22.0 to 1 |
| Prime instructional time | 88.4% | Down from 89.0% | 89.5% | 90.1% |
| Opportunities in the arts | Good | No Change | Good | Good |
| SACS accreditation | Yes | No Change | Yes | Yes |
| Parents attending conferences | 95.5% | Down from 100.0% | 98.3% | 98.8% |
| Character development program | Average | Down from Excellent | Good | Good |
| Dollars spent per pupil** | \$9,392 | Down 6.5% | \$9,609 | \$7,245 |
| Percent of expenditures for instruction** | 65.6% | Up from 63.6% | 59.3% | 63.1% |
| Percent of expenditures for teacher salaries** | 59.4% | Down from 61.8% | 54.0% | 60.9% |
| ESEA composite index score | 67.2 | N/A | 63.6 | 88.1 |

* Length of contract = 185+ days.

** Prior year audited financial data available.

EVALUATION RESULTS

| | Teachers | Students* | Parents* |
|--|----------|-----------|----------|
| Number of surveys returned | 23 | 36 | 16 |
| Percent satisfied with learning environment | 87.0% | 62.2% | 64.3% |
| Percent satisfied with social and physical environment | 87.0% | 68.6% | 66.7% |
| Percent satisfied with school-home relations | 52.2% | 80.0% | 78.6% |

*Only students at the highest middle school grade level at this school and their parents were included.

REPORT OF PRINCIPAL AND SCHOOL IMPROVEMENT COUNCIL

Ellore Elementary International Baccalaureate (IB) Candidate School serves students of child development age through 8th grade. Ninety-eight percent (98%) of our students receive free or reduced meals. The 2011-2012 goals that were implemented are those reflected in our most recent School Renewal Plan for grades CD-8th and the Palmetto Priority School Plan for grades 6-8. During the school year, teachers and magnet school coordinators participated in meaningful and on-going professional developments, workshops, other state, local or on-site training opportunities, and community service events. The goals of these trainings and collaborations supported the implementation of our school-wide magnet theme (IB) as well as the improvement of instructional delivery for all students in grades CD-8 in all core content areas and the arts to include, visual and performing. Two foreign languages, Spanish and French, were supported through direct instruction and a language lab supported by Rosetta Stone.

We continued the use of innovative materials and resources to support increased student achievement on the subtests of PASS in ELA, math, science, and social studies. We also enhanced instruction by continuing to utilize the district-wide literacy program, SIPPS (Systematic Instruction in Phoneme Awareness, Phonics and Sight Words Program) and Making Meaning Reading Comprehension. This literacy initiative continues to ensure that every student becomes a fluent and proficient reader. Additionally, Early Bird Tutoring was provided to students in grades 3-8 and Saturday Academy was provided to students in grades 3-5. Interactive whiteboards were installed in selected classrooms, while every classroom in grades CD-8 and offices received updated computers. Elementary grades continued using Math Out of the Box during math instruction. Measures of Academic Progress (MAP) and ENI benchmark testing were used to study strengths and weaknesses of students in grades 3-8. Moreover, several academic incentives to include, awards programs, fieldtrips and grade level celebrations were provided to students in all grades to support high student achievement targets during the school year.

Through collaborative efforts among school, home, and community, partnerships were established to create a positive, nurturing learning environment that fosters high expectations for all of our students. Our school's motto, "Excellence Without Excuse", means we strive for a high level of academic success for all of our students.

Trina Gordon, Principal
 Barbara Butler, SIC President

Comprehensive detail, including definitions of ratings, performance criteria, and explanations of status, is available on www.ed.sc.gov and www.eoc.sc.gov as well as school and school district websites.

Printed versions are available from school districts upon request.

Abbreviations Key

N/A Not Applicable N/AV Not Available N/C Not Collected N/R Not Reported I/S Insufficient Sample TBD To be determined
 NI Newly Identified CSI Continuing School Improvement CA Corrective Action RP Plan to Restructure R Restructure DELAY School Improvement Status HOLD School Improvement Status