



SC Annual School Report Card Summary

Creek Bridge High School
 Marion 7
 Grades: 6-12 Enrollment: 364
 Principal: Robert A.Smalls
 Superintendent: Dr. Dan Strickland
 Board Chair: McKeiver Williamson

PERFORMANCE

Comprehensive detail, including definitions of ratings, performance criteria, and explanations of status, is available on www.ed.sc.gov and www.eoc.sc.gov as well as school and school district websites. Printed versions are available from school districts upon request.

YEAR	ABSOLUTE RATING	GROWTH RATING	PALMETTO GOLD AND SILVER AWARD		ESEA/FEDERAL ACCOUNTABILITY RATING SYSTEM	
			General Performance	Closing the Gap	ESEA Grade	Accountability Indicator
2012	Average	Average	TBD	TBD	C	N/A
2011	Below Average	Average	N/A	Gold	Met	CSI-DELAY
2010	At-Risk	Below Average	N/A	N/A	Not Met	CSI

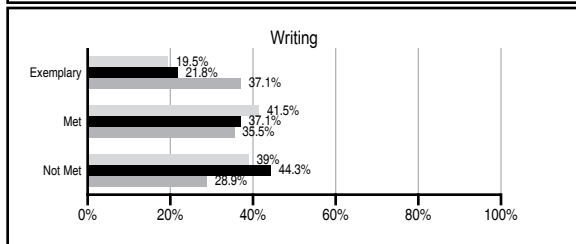
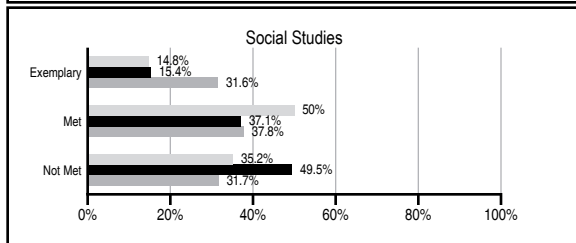
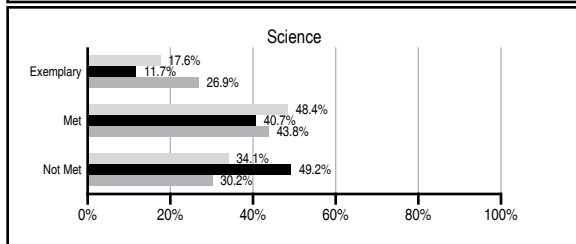
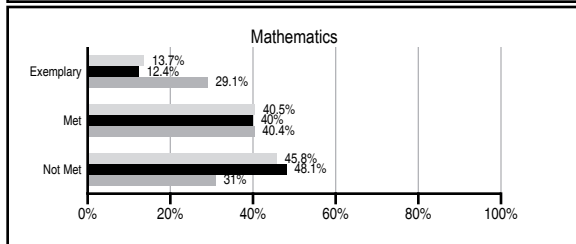
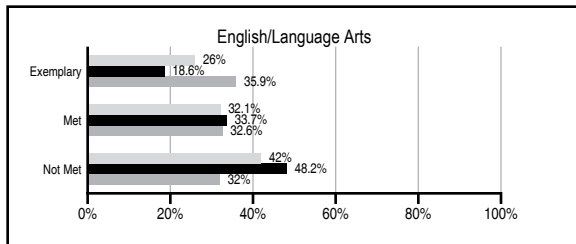
ABSOLUTE RATINGS OF MIDDLE SCHOOLS WITH STUDENTS LIKE OURS*

EXCELLENT	GOOD	AVERAGE	BELOW AVERAGE	AT-RISK
0	1	22	22	20

* Ratings are calculated with data available by 11/07/2012. Schools with Students Like Ours are Middle Schools with Poverty Indices of no more than 5% above or below the index for this school.

PASS PERFORMANCE

Our School Middle Schools with Students Like Ours Middle schools statewide



NAEP PERFORMANCE*

* Performance reported for SC and nation, data not available at school level. Percentages at NAEP Achievement Levels.



END OF COURSE TESTS - 2012

% of students scoring 70 or above on:	Our Middle School	Middle Schools with Students Like Ours
Algebra 1/Math for the Technologies 2	100.0	87.3
English 1	91.7	74.7
Physical Science	N/A	N/A
US History and the Constitution	N/A	N/A
All Subjects	96.0	85.0

SC PERFORMANCE VISION

By 2020 all students will graduate with the knowledge and skills necessary to compete successfully in the global economy, participate in a democratic society and contribute positively as members of families and communities.

Abbreviations Key

N/A Not Applicable N/AV Not Available N/C Not Collected N/R Not Reported I/S Insufficient Sample TBD To be determined

Creek Bridge High School [Marion 7]

SCHOOL PROFILE

	Our School	Change from Last Year	Middle Schools with Students Like Ours	Median Middle School
Students (n=364)				
Students enrolled in high school credit courses (grades 7 & 8)	14.3%	Down from 14.6%	14.7%	22.9%
Retention rate	0.8%	Down from 3.8%	1.0%	0.8%
Attendance rate	99.9%	Up from 94.4%	95.9%	96.2%
Served by gifted and talented program	N/AV	N/AV	N/AV	N/AV
With disabilities other than speech	N/AV	N/AV	N/AV	N/AV
Older than usual for grade	N/AV	N/AV	N/AV	N/AV
Out-of-school suspensions or expulsions for violent and/or criminal offenses	2.2%	Up from 0.0%	0.4%	0.5%
Annual dropout rate	0.0%	No Change	0.0%	0.0%
Teachers (n=31)				
Teachers with advanced degrees	71.0%	Up from 68.8%	58.5%	61.3%
Continuing contract teachers	N/AV	N/AV	N/AV	N/AV
Teachers returning from previous year	88.6%	Up from 86.5%	79.1%	86.7%
Teacher attendance rate	96.2%	Up from 95.9%	95.3%	95.2%
Average teacher salary*	\$39,828	Up 0.7%	\$43,078	\$46,422
Classes not taught by highly qualified teachers	3.0%	Up from 0.0%	3.4%	2.0%
Professional development days/teacher	15.3 days	Down from 16.9 days	9.1 days	10.0 days
School				
Principal's years at school	2.0	Up from 1.0	2.0	4.0
Student-teacher ratio in core subjects	18.3 to 1	Up from 18.2 to 1	18.6 to 1	22.0 to 1
Prime instructional time	93.8%	Up from 88.2%	89.6%	90.1%
Opportunities in the arts	Good	No Change	Good	Good
SACS accreditation	Yes	No Change	Yes	Yes
Parents attending conferences	97.1%	Down from 99.8%	98.1%	98.8%
Character development program	Excellent	No Change	Good	Good
Dollars spent per pupil**	\$12,185	Down 1.8%	\$9,461	\$7,245
Percent of expenditures for instruction**	56.6%	Down from 57.7%	58.5%	63.1%
Percent of expenditures for teacher salaries**	51.0%	Up from 48.0%	53.0%	60.9%
ESEA composite index score	74.8	N/A	67.2	88.1

* Length of contract = 185+ days.

** Prior year audited financial data available.

EVALUATION RESULTS

	Teachers	Students*	Parents*
Number of surveys returned	N/A	N/A	N/A
Percent satisfied with learning environment	N/A	N/A	N/A
Percent satisfied with social and physical environment	N/A	N/A	N/A
Percent satisfied with school-home relations	N/A	N/A	N/A

*Only students at the highest middle school grade level at this school and their parents were included.

REPORT OF PRINCIPAL AND SCHOOL IMPROVEMENT COUNCIL

The mission of Creek Bridge High School is to ensure that all students are prepared to succeed in a global society by providing meaningful educational experiences in a safe and nurturing environment, and we are proud of our progress in fulfilling this mission during the 2010-11 school year. We continue to move forward academically, athletically, and socially. Our students participate in a variety of opportunities for success in both the classroom and through extracurricular experiences. We continue to implement the Education and Economic Development Act, which is designed to increase student achievement, reduce dropouts, and better prepare students for post-secondary education and employment.

Our teachers continue to teach a standards-based curriculum and analyze data regularly to inform instruction. Frequent, targeted professional development is available both on-site and through regional and state opportunities, and teachers work collaboratively to improve instructional practices and meet the individual needs of students. Teachers use the Measures of Academic Progress (MAP) tests, Fountas / Pinnell Reading Assessment System, and quarterly benchmarks to monitor student growth in reading, math, and other core subjects; students with identified weaknesses receive academic intervention during Completion Café, Leadership Lunch & Learn, content and credit recovery, after-school tutoring, or small-group pullout sessions.

Creek Bridge High School is also proud of the wealth of technology available to our students. Through grants and partnerships, we have been able to supply all students in grades 8-12 with a personal laptop, provide students with three state-of-the-art computer labs and three laptop carts, and equip each classroom with an interactive whiteboard. In addition, we have Ipads, Ipods, flipcams, digital cameras, and Kindle Readers available for students to use in completing high-quality projects and assignments. Our school was even showcased on the local news segment "Roadtrippin' with Rusty Ray" this past school year.

We provide a variety of opportunities for students to participate in team sports and leadership activities. Our students have been successful in regional, state, and national competitions in areas of math, business, and art. Athletically, we involve boys and girls in a strong program of football, basketball, baseball, track, and cheerleading. Also, school organizations such as FBLA, GearUp, and JAG-SC (Jobs for America's Graduates) allow students to travel to state and national conventions, visit college campuses, and participate in service learning projects in the community.

We will continue to seek ways to improve student achievement and home/school relationships as indicated by our school report card surveys. As always our parents, students, teachers, and community members form a family focused on "building bridges to the future". We stand firmly committed and will continue to maintain our "laser-like" focus on improving our school. "Experience Excellence...Experience Creek Bridge!"

Comprehensive detail, including definitions of ratings, performance criteria, and explanations of status, is available on www.ed.sc.gov and www.eoc.sc.gov as well as school and school district websites.

Printed versions are available from school districts upon request.

Abbreviations Key

N/A Not Applicable N/AV Not Available N/C Not Collected N/R Not Reported I/S Insufficient Sample TBD To be determined
NI Newly Identified CSI Continuing School Improvement CA Corrective Action RP Plan to Restructure R Restructure DELAY School Improvement Status HOLD School Improvement Status