



# SC Annual School Report Card Summary

McCormick Middle School  
 McCormick County School District  
 Grades: 6-8 Enrollment: 161  
 Principal: Dr. Mark D. Dean, Sr.  
 Superintendent: Dr. Earlean C. Smiley  
 Board Chair: James (Jim) Lambeth

## PERFORMANCE

Comprehensive detail, including definitions of ratings, performance criteria, and explanations of status, is available on [www.ed.sc.gov](http://www.ed.sc.gov) and [www.eoc.sc.gov](http://www.eoc.sc.gov) as well as school and school district websites. Printed versions are available from school districts upon request.

YEAR	ABSOLUTE RATING	GROWTH RATING	PALMETTO GOLD AND SILVER AWARD		ESEA/FEDERAL ACCOUNTABILITY RATING SYSTEM	
			General Performance	Closing the Gap	ESEA Grade	Accountability Indicator
2012	Below Average	Below Average	TBD	TBD	F	N/A
2011	Below Average	Below Average	N/A	N/A	Not Met	N/A
2010	Below Average	Average	N/A	N/A	Met	N/A

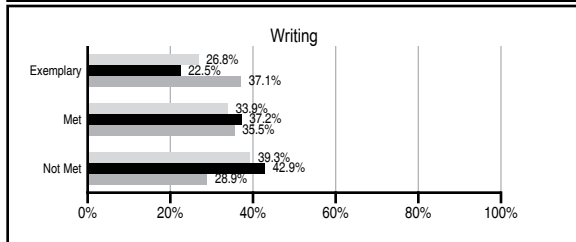
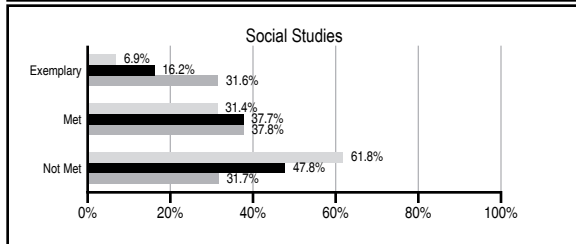
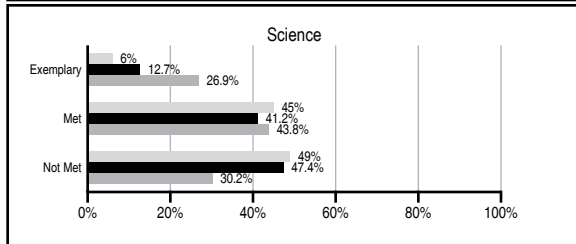
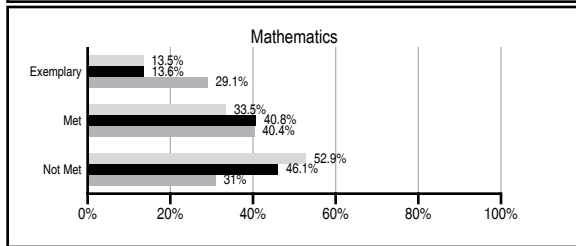
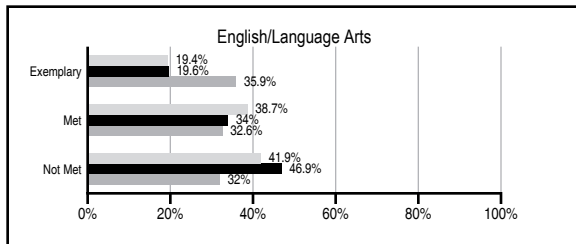
## ABSOLUTE RATINGS OF MIDDLE SCHOOLS WITH STUDENTS LIKE OURS\*

EXCELLENT	GOOD	AVERAGE	BELOW AVERAGE	AT-RISK
0	2	30	26	21

\* Ratings are calculated with data available by 11/07/2012. Schools with Students Like Ours are Middle Schools with Poverty Indices of no more than 5% above or below the index for this school.

## PASS PERFORMANCE

Our School Middle Schools with Students Like Ours Middle schools statewide



## NAEP PERFORMANCE\*

\* Performance reported for SC and nation, data not available at school level. Percentages at NAEP Achievement Levels.



## END OF COURSE TESTS - 2012

% of students scoring 70 or above on:	Our Middle School	Middle Schools with Students Like Ours
Algebra 1/Math for the Technologies 2	92.9	88.7
English 1	94.1	78.9
Physical Science	N/A	N/A
US History and the Constitution	N/A	N/A
All Subjects	93.5	87.1

## SC PERFORMANCE VISION

By 2020 all students will graduate with the knowledge and skills necessary to compete successfully in the global economy, participate in a democratic society and contribute positively as members of families and communities.

### Abbreviations Key

N/A Not Applicable N/AV Not Available N/C Not Collected N/R Not Reported I/S Insufficient Sample TBD To be determined

**McCormick Middle School**  
**[McCormick County School District]**

**SCHOOL PROFILE**

	Our School	Change from Last Year	Middle Schools with Students Like Ours	Median Middle School
<b>Students (n=161)</b>				
Students enrolled in high school credit courses (grades 7 & 8)	57.5%	Up from 18.2%	15.1%	22.9%
Retention rate	2.4%	Up from 0.6%	1.0%	0.8%
Attendance rate	96.7%	Up from 96.6%	95.7%	96.2%
Served by gifted and talented program	N/AV	N/AV	N/AV	N/AV
With disabilities other than speech	N/AV	N/AV	N/AV	N/AV
Older than usual for grade	N/AV	N/AV	N/AV	N/AV
Out-of-school suspensions or expulsions for violent and/or criminal offenses	0.6%	Up from 0.0%	0.6%	0.5%
Annual dropout rate	0.0%	No Change	0.0%	0.0%
<b>Teachers (n=11)</b>				
Teachers with advanced degrees	63.6%	Down from 66.7%	60.8%	61.3%
Continuing contract teachers	N/AV	N/AV	N/AV	N/AV
Teachers returning from previous year	48.9%	Down from 67.8%	80.5%	86.7%
Teacher attendance rate	95.2%	Up from 93.2%	95.1%	95.2%
Average teacher salary*	\$45,165	Down 5.6%	\$44,149	\$46,422
Classes not taught by highly qualified teachers	0.0%	Down from 15.9%	3.1%	2.0%
Professional development days/teacher	9.2 days	Down from 30.5 days	9.2 days	10.0 days
<b>School</b>				
Principal's years at school	1.0	No Change	2.0	4.0
Student-teacher ratio in core subjects	38.0 to 1	Up from 19.2 to 1	19.1 to 1	22.0 to 1
Prime instructional time	89.6%	Up from 86.6%	89.6%	90.1%
Opportunities in the arts	Good	No Change	Good	Good
SACS accreditation	Yes	No Change	Yes	Yes
Parents attending conferences	100.0%	Up from 98.0%	98.1%	98.8%
Character development program	Average	Down from Excellent	Good	Good
Dollars spent per pupil**	\$6,562	Down 18.6%	\$9,284	\$7,245
Percent of expenditures for instruction**	75.0%	Up from 66.7%	60.2%	63.1%
Percent of expenditures for teacher salaries**	69.4%	Up from 61.7%	55.2%	60.9%
ESEA composite index score	40.0	N/A	68.4	88.1

\* Length of contract = 185+ days.

\*\* Prior year audited financial data available.

**EVALUATION RESULTS**

	Teachers	Students*	Parents*
Number of surveys returned	9	60	31
Percent satisfied with learning environment	22.2%	61.7%	70.0%
Percent satisfied with social and physical environment	62.5%	63.8%	64.5%
Percent satisfied with school-home relations	22.2%	83.1%	66.7%

\*Only students at the highest middle school grade level at this school and their parents were included.

**REPORT OF PRINCIPAL AND SCHOOL IMPROVEMENT COUNCIL**

McCormick Middle School (MMS) initiated measures to foster the appearance of a successful school. Programs were established to fill the gaps for identified students and provide enrichment opportunities for other students. Faculty and staff were exposed to curriculum to deliver an instructional setting of rigor where students engaged in critical thinking and problem-solving. Efforts to support the progression of student achievement were supported by offering academic initiatives such as ZAP (Zeros Aren't Permitted) during the school day and SCI (Supplemental Core Instruction) after school. Teacher teams met to discuss strategies that addressed academic areas of focus. Additionally, students engaged in PASS preparation sessions prior to PASS testing. As a PBIS (Positive Behavioral Initiative Supports) school, MMS incorporated practices that focused on being proactive. Procedures, prevention and praise were words to support staff efforts to encourage a productive learning environment. The character and citizenship of our students was and will continue to be emphasized with teachable moments throughout our school culture. Upon observation, appropriate behavior was supported with classroom and school level incentives. Our co-curricular and extracurricular programs were guided by character, competitiveness, and classroom foundation. These factors were recognized as essential to have successful co-curricular and extracurricular programs. The football, basketball, and Band programs made great strides. Events held during the school day were a welcome contribution to our school initiatives. Activities such as Clubs and Intramurals also provided opportunities to promote well-rounded student experiences. To encourage parent involvement, Parent-Teacher Conference Days were held throughout the year, along with Report Card Pick-Up Days. Additionally, parents were extended an opportunity to attend a Parent Expo and volunteer for various school activities as chaperones. MMS engaged in fundraising activities for Relay for Life which is a district-wide service learning project.

Catherine Callaham, SIC Chairperson  
 Dr. Mark D. Dean, Sr., Principal

Comprehensive detail, including definitions of ratings, performance criteria, and explanations of status, is available on [www.ed.sc.gov](http://www.ed.sc.gov) and [www.eoc.sc.gov](http://www.eoc.sc.gov) as well as school and school district websites.

Printed versions are available from school districts upon request.

**Abbreviations Key**

N/A Not Applicable N/AV Not Available N/C Not Collected N/R Not Reported I/S Insufficient Sample TBD To be determined  
 NI Newly Identified CSI Continuing School Improvement CA Corrective Action RP Plan to Restructure R Restructure DELAY School Improvement Status HOLD School Improvement Status