



SC Annual School Report Card Summary

Dutch Fork Middle
 School District Five of Lexington and Richland Cou
 Grades: 7-8 Enrollment: 1,054
 Principal: Roderic F. Taylor
 Superintendent: Stephen W. Hefner, Ed.D.
 Board Chair: Robert Gantt

PERFORMANCE

Comprehensive detail, including definitions of ratings, performance criteria, and explanations of status, is available on www.ed.sc.gov and www.eoc.sc.gov as well as school and school district websites. Printed versions are available from school districts upon request.

YEAR	ABSOLUTE RATING	GROWTH RATING	PALMETTO GOLD AND SILVER AWARD		ESEA/FEDERAL ACCOUNTABILITY RATING SYSTEM	
			General Performance	Closing the Gap	ESEA Grade	Accountability Indicator
2012	Excellent	Excellent	TBD	TBD	A	N/A
2011	Excellent	Excellent	Gold	N/A	Not Met	N/A
2010	Excellent	Excellent	Gold	N/A	Not Met	N/A

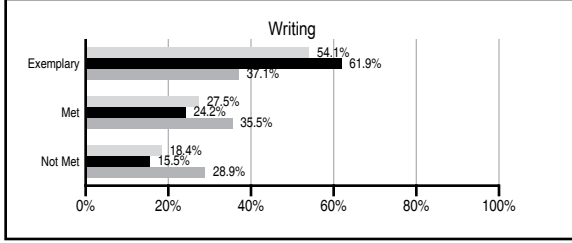
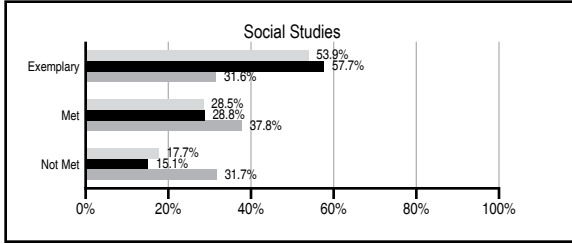
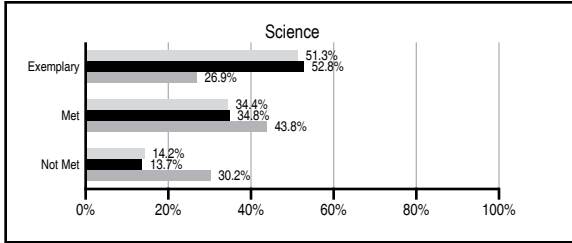
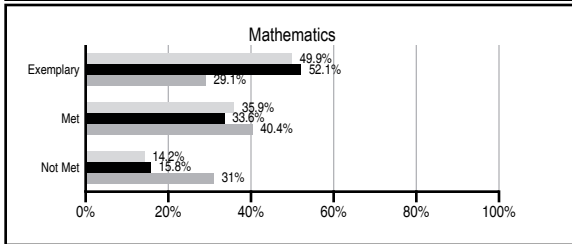
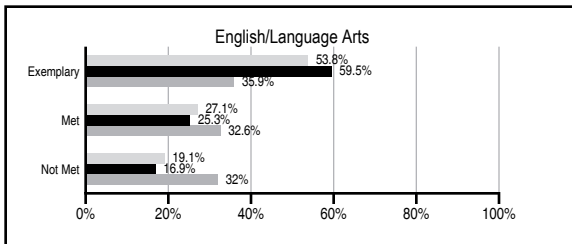
ABSOLUTE RATINGS OF MIDDLE SCHOOLS WITH STUDENTS LIKE OURS*

EXCELLENT	GOOD	AVERAGE	BELOW AVERAGE	AT-RISK
10	0	0	0	0

* Ratings are calculated with data available by 11/07/2012. Schools with Students Like Ours are Middle Schools with Poverty Indices of no more than 5% above or below the index for this school.



PASS PERFORMANCE

Our School Middle Schools with Students Like Ours Middle schools statewide



NAEP PERFORMANCE*

* Performance reported for SC and nation, data not available at school level. Percentages at NAEP Achievement Levels.



END OF COURSE TESTS - 2012

% of students scoring 70 or above on:	Our Middle School	Middle Schools with Students Like Ours
Algebra 1/Math for the Technologies 2	99.7	98.8
English 1	99.7	99.5
Physical Science	N/A	N/A
US History and the Constitution	N/A	N/A
All Subjects	99.7	99.3

SC PERFORMANCE VISION

By 2020 all students will graduate with the knowledge and skills necessary to compete successfully in the global economy, participate in a democratic society and contribute positively as members of families and communities.

Abbreviations Key

N/A Not Applicable N/AV Not Available N/C Not Collected N/R Not Reported I/S Insufficient Sample TBD To be determined

Dutch Fork Middle
[School District Five of Lexington and Richland Cou]

SCHOOL PROFILE

	Our School	Change from Last Year	Middle Schools with Students Like Ours	Median Middle School
Students (n=1,054)				
Students enrolled in high school credit courses (grades 7 & 8)	80.8%	Up from 74.3%	49.2%	22.9%
Retention rate	0.0%	Down from 0.3%	0.0%	0.8%
Attendance rate	97.4%	Up from 97.3%	97.1%	96.2%
Served by gifted and talented program	N/AV	N/AV	N/AV	N/AV
With disabilities other than speech	N/AV	N/AV	N/AV	N/AV
Older than usual for grade	N/AV	N/AV	N/AV	N/AV
Out-of-school suspensions or expulsions for violent and/or criminal offenses	0.5%	Up from 0.4%	0.6%	0.5%
Annual dropout rate	0.0%	No Change	0.0%	0.0%
Teachers (n=68)				
Teachers with advanced degrees	66.2%	Up from 60.3%	66.5%	61.3%
Continuing contract teachers	N/AV	N/AV	N/AV	N/AV
Teachers returning from previous year	87.3%	Up from 85.6%	87.5%	86.7%
Teacher attendance rate	94.8%	Down from 95.4%	95.6%	95.2%
Average teacher salary*	\$48,584	Up 0.7%	\$47,541	\$46,422
Classes not taught by highly qualified teachers	4.8%	Down from 6.9%	5.2%	2.0%
Professional development days/teacher	6.7 days	Down from 7.2 days	8.8 days	10.0 days
School				
Principal's years at school	7.0	Up from 6.0	6.0	4.0
Student-teacher ratio in core subjects	22.8 to 1	Up from 22.3 to 1	25.1 to 1	22.0 to 1
Prime instructional time	91.5%	Down from 91.7%	91.5%	90.1%
Opportunities in the arts	Excellent	No Change	Excellent	Good
SACS accreditation	Yes	No Change	Yes	Yes
Parents attending conferences	94.9%	Up from 90.9%	99.5%	98.8%
Character development program	Excellent	Up from Good	Excellent	Good
Dollars spent per pupil**	\$6,996	Down 3.9%	\$6,105	\$7,245
Percent of expenditures for instruction**	62.6%	Down from 66.0%	63.2%	63.1%
Percent of expenditures for teacher salaries**	62.1%	Down from 64.9%	62.6%	60.9%
ESEA composite index score	90.2	N/A	95.8	88.1

* Length of contract = 185+ days.

** Prior year audited financial data available.

EVALUATION RESULTS

	Teachers	Students*	Parents*
Number of surveys returned	67	520	118
Percent satisfied with learning environment	91.0%	75.0%	89.8%
Percent satisfied with social and physical environment	92.4%	76.3%	83.3%
Percent satisfied with school-home relations	95.5%	85.9%	83.6%

*Only students at the highest middle school grade level at this school and their parents were included.

Comprehensive detail, including definitions of ratings, performance criteria, and explanations of status, is available on www.ed.sc.gov and www.eoc.sc.gov as well as school and school district websites.

Printed versions are available from school districts upon request.

REPORT OF PRINCIPAL AND SCHOOL IMPROVEMENT COUNCIL

The mission of Dutch Fork Middle School (DFMS), in partnership with our community, is to ensure that our students succeed through a rigorous academic program in a nurturing environment. At DFMS we are "shaping the future... making connections" for all students by continuing to stress rigor, relevance, and relationships.

DFMS students and staff continued our tradition of excellence during the 2011-12 school year. We had over 100 Junior Scholars and our PASS scores earned DFMS Palmetto Gold distinction by the South Carolina Department of Education.

DFMS implemented a school-wide positive behavior interventions and supports system (PBIS) by using "Fox Cards". Staff members recognized students' positive behavior by signing Fox Cards. Once a student had 10 signatures on their Fox Card they could redeem the card for special privileges or school spirit items. Every grading period administration drew two redeemed Fox Cards from each grade level and those students would receive a prize.

The Mock Trial and MathCounts teams made it to the state finals. DFMS Teacher Felicia Kopelman served as advisor for our first-ever Forensics (speech and debate) team. Teachers Greg Nye and Alan Lominick partnered with volunteers from Intel to revive our Lego Robotics team program.

Band, chorus and orchestra all received Superior ratings in their respective competition performances. Dance returned as a performing arts offering this year, under the direction of Lindsey Shatzer, who also formed the Silver Belles dance troupe. Teachers Meg Earley and Craig Taylor arranged for DFMS Leadership and Service Learning students to serve as reading buddies to students at H. E. Corley and Oak Pointe elementary schools.

Both the Wrestling Team and C Team Boys Basketball team finished their seasons as undefeated conference champions.

Vernon Sava, seventh-grade social studies teacher, was named Teacher of the Year; and Sherman Cannon, night shift supervisor, was elected Support Staff Employee of the Year.

DFMS Student Council Advisor Trina Dickerson was named SCASC Middle Level Advisor of the Year. She was also selected as the 2012 Warren E. Shull Region Three Middle Level Student Council Advisor of the Year by the National Association of Student Councils. Mrs. Dickerson was a finalist for the Warren E. Shull National Middle Level Adviser of the Year.

During the 2011-2012 school year students, faculty, and staff continued to showcase the academic, artistic, and athletic excellence of Dutch Fork Middle.

Mr. Bobby Wilbur, SIC Chair ☐

Roderic F. Taylor, Principal

Abbreviations Key

N/A Not Applicable N/AV Not Available N/C Not Collected N/R Not Reported I/S Insufficient Sample TBD To be determined

NI Newly Identified CSI Continuing School Improvement CA Corrective Action RP Plan to Restructure R Restructure DELAY School Improvement Status HOLD School Improvement Status