



SC Annual School Report Card Summary

Irmo Middle
School District Five of Lexington and Richland Cou
Grades: 6-8 Enrollment: 876
Principal: Robert Jackson
Superintendent: Stephen W. Hefner, Ed.D.
Board Chair: Robert Gantt

PERFORMANCE

Comprehensive detail, including definitions of ratings, performance criteria, and explanations of status, is available on www.ed.sc.gov and www.eoc.sc.gov as well as school and school district websites. Printed versions are available from school districts upon request.

YEAR	ABSOLUTE RATING	GROWTH RATING	PALMETTO GOLD AND SILVER AWARD		ESEA/FEDERAL ACCOUNTABILITY RATING SYSTEM	
			General Performance	Closing the Gap	ESEA Grade	Accountability Indicator
2012	Excellent	Excellent	TBD	TBD	A	N/A
2011	Excellent	Excellent	Gold	N/A	Not Met	N/A
2010	Excellent	Good	Gold	N/A	Met	N/A

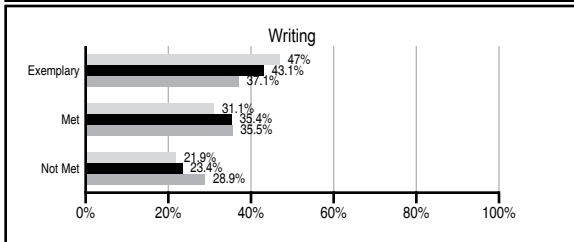
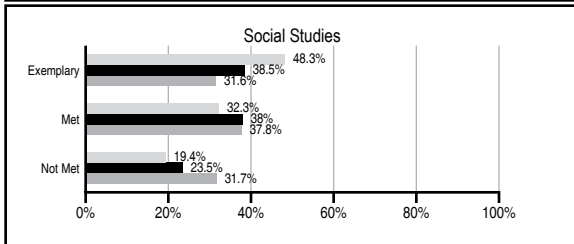
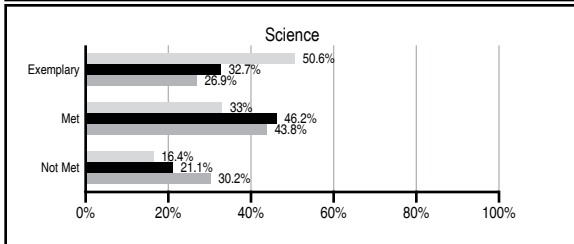
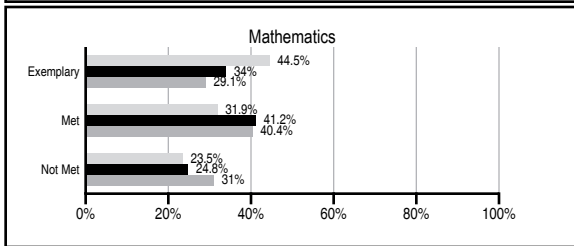
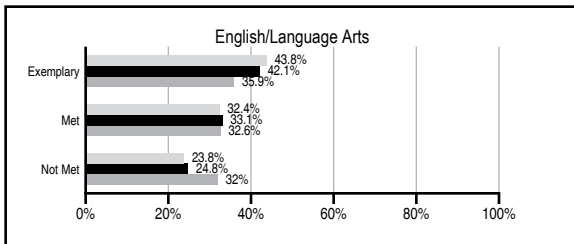
ABSOLUTE RATINGS OF MIDDLE SCHOOLS WITH STUDENTS LIKE OURS*

EXCELLENT	GOOD	AVERAGE	BELOW AVERAGE	AT-RISK
14	17	9	0	1

* Ratings are calculated with data available by 11/07/2012. Schools with Students Like Ours are Middle Schools with Poverty Indices of no more than 5% above or below the index for this school.

PASS PERFORMANCE

Our School Middle Schools with Students Like Ours Middle schools statewide



NAEP PERFORMANCE*

* Performance reported for SC and nation, data not available at school level. Percentages at NAEP Achievement Levels.



END OF COURSE TESTS - 2012

% of students scoring 70 or above on:	Our Middle School	Middle Schools with Students Like Ours
Algebra 1/Math for the Technologies 2	100.0	97.9
English 1	98.9	87.4
Physical Science	N/A	N/A
US History and the Constitution	N/A	9
All Subjects	99.5	94.6

SC PERFORMANCE VISION

By 2020 all students will graduate with the knowledge and skills necessary to compete successfully in the global economy, participate in a democratic society and contribute positively as members of families and communities.

Abbreviations Key

N/A Not Applicable N/AV Not Available N/C Not Collected N/R Not Reported I/S Insufficient Sample TBD To be determined

Irmo Middle
[School District Five of Lexington and Richland Cou]

SCHOOL PROFILE

	Our School	Change from Last Year	Middle Schools with Students Like Ours	Median Middle School
Students (n=876)				
Students enrolled in high school credit courses (grades 7 & 8)	67.6%	Up from 66.6%	28.3%	22.9%
Retention rate	1.8%	Up from 1.1%	0.7%	0.8%
Attendance rate	96.5%	Down from 96.6%	96.6%	96.2%
Served by gifted and talented program	N/AV	N/AV	N/AV	N/AV
With disabilities other than speech	N/AV	N/AV	N/AV	N/AV
Older than usual for grade	N/AV	N/AV	N/AV	N/AV
Out-of-school suspensions or expulsions for violent and/or criminal offenses	4.3%	Down from 5.8%	0.5%	0.5%
Annual dropout rate	0.0%	No Change	0.0%	0.0%
Teachers (n=61)				
Teachers with advanced degrees	78.7%	Down from 81.5%	64.2%	61.3%
Continuing contract teachers	N/AV	N/AV	N/AV	N/AV
Teachers returning from previous year	88.4%	Up from 87.2%	88.5%	86.7%
Teacher attendance rate	95.5%	Up from 94.6%	95.2%	95.2%
Average teacher salary*	\$51,613	Down 0.4%	\$47,199	\$46,422
Classes not taught by highly qualified teachers	0.4%	Down from 2.5%	1.7%	2.0%
Professional development days/teacher	11.0 days	No Change	10.7 days	10.0 days
School				
Principal's years at school	13.0	Up from 12.0	5.0	4.0
Student-teacher ratio in core subjects	24.6 to 1	Down from 25.4 to 1	24.4 to 1	22.0 to 1
Prime instructional time	91.3%	Up from 90.5%	90.8%	90.1%
Opportunities in the arts	Excellent	No Change	Excellent	Good
SACS accreditation	Yes	No Change	Yes	Yes
Parents attending conferences	100.0%	No Change	98.8%	98.8%
Character development program	Excellent	No Change	Good	Good
Dollars spent per pupil**	\$9,263	Up 0.1%	\$6,760	\$7,245
Percent of expenditures for instruction**	63.1%	Down from 64.6%	63.0%	63.1%
Percent of expenditures for teacher salaries**	62.5%	Down from 63.7%	60.9%	60.9%
ESEA composite index score	92.2	N/A	90.4	88.1

* Length of contract = 185+ days.

** Prior year audited financial data available.

EVALUATION RESULTS

	Teachers	Students*	Parents*
Number of surveys returned	50	382	166
Percent satisfied with learning environment	83.7%	63.9%	80.7%
Percent satisfied with social and physical environment	90.0%	71.8%	72.6%
Percent satisfied with school-home relations	86.0%	83.9%	79.0%

*Only students at the highest middle school grade level at this school and their parents were included.

REPORT OF PRINCIPAL AND SCHOOL IMPROVEMENT COUNCIL

Irmo Middle School, a recognized leader in educational excellence, is committed to ensuring the development of the unique potential of each student as a lifelong learner through a comprehensive and challenging education program that embraces the best of traditional and innovative practices within a caring, supportive, diverse, and safe community of learners. In addition, our students experience a strong fine arts curriculum both in specialized classes and through arts infusion. Students have numerous opportunities to develop and showcase their talents in all areas. In addition, other accomplishments for the 2011-2012 school year include:

Irmo Middle received an Excellent Absolute Rating & Excellent Growth Rating on the School Report Card. Irmo Middle was recognized as a PALMETTO GOLD SCHOOL by the SDE. Ms. Amy Brown was the 2011-2012 IMS Teacher of the Year. Mr. Chris Ranly was the 2011-2012 IMS Staff Person of the Year. Mr. Scott Thur was named as the 2011-2012 SC Autism Teacher of the Year. In addition, Mr. Thur was the recipient of the Mid Carolina Bright Ideas Grant for \$1000 to purchase technology for his classroom. Ms. Natasha Smiley was named the DISTRICT MS Reading Teacher of the Year. Ms. Erin Fuseler and Mr. Bryan Winfree achieved National Board Certification. Ms. Aimee Holcomb and Ms. Billie Williams won My Favorite Teacher Awards for Dr. Pitner's Orthodontic Office. Beta Club won 3rd place at the State Convention for their t-shirt Design. This qualified them to attend the National Beta Convention this summer. IMS had a 1st & 3rd place and honorable mention winner in the District Science Fair. A student placed 5th at the individual MathCounts Competition. Honors Orchestra received a SUPERIOR rating at the SCMEA Concert Festival. In addition, the Orchestra earned an Excellent Rating, 1st place in Jr. High Division and Best Overall rating in the Music in the Parks Festival 7th Grade Honors Chorus received a SUPERIOR rating at the Chorus Festival. IMS Band earned a SUPERIOR rating at the Carowinds Music Festival. The IMS Band also received an Outstanding Performance Award for the 2011-2012 school year! Twenty-two IMS students qualified as the Duke Tip Scholars and one student qualified for Grand Recognition as a Duke Tip Scholar. Jackets Read 365: 112 - 7th graders and 137 - 8th graders met the goal of reading 25+ books in a year.

A very special thank you to all of our students, parents, teachers, counselors, administrators, and support staff who work together to make Irmo Middle School a wonderful place for adolescents to learn and grow in a positive and nurturing environment.

Marie Waldrop, Principal
 Danny Koon, SIC Chair

Comprehensive detail, including definitions of ratings, performance criteria, and explanations of status, is available on www.ed.sc.gov and www.eoc.sc.gov as well as school and school district websites.

Printed versions are available from school districts upon request.

Abbreviations Key

N/A Not Applicable N/AV Not Available N/C Not Collected N/R Not Reported I/S Insufficient Sample TBD To be determined
 NI Newly Identified CSI Continuing School Improvement CA Corrective Action RP Plan to Restructure R Restructure DELAY School Improvement Status HOLD School Improvement Status