



# SC Annual School Report Card Summary

R. H. Fulmer Middle School  
 Lexington Two  
 Grades: 6-8 Enrollment: 585  
 Principal: Dixon Brooks  
 Superintendent: Venus J. Holland, Ed.D.  
 Board Chair: William H. "Bill" Bingham, Jr.

## PERFORMANCE

Comprehensive detail, including definitions of ratings, performance criteria, and explanations of status, is available on [www.ed.sc.gov](http://www.ed.sc.gov) and [www.eoc.sc.gov](http://www.eoc.sc.gov) as well as school and school district websites. Printed versions are available from school districts upon request.

YEAR	ABSOLUTE RATING	GROWTH RATING	PALMETTO GOLD AND SILVER AWARD		ESEA/FEDERAL ACCOUNTABILITY RATING SYSTEM	
			General Performance	Closing the Gap	ESEA Grade	Accountability Indicator
2012	Excellent	Excellent	TBD	TBD	A	N/A
2011	Excellent	Good	Gold	Silver	Not Met	N/A
2010	Good	Good	Silver	Silver	Not Met	N/A

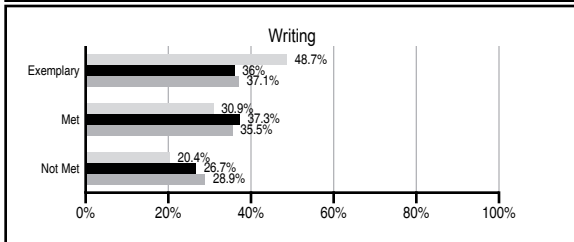
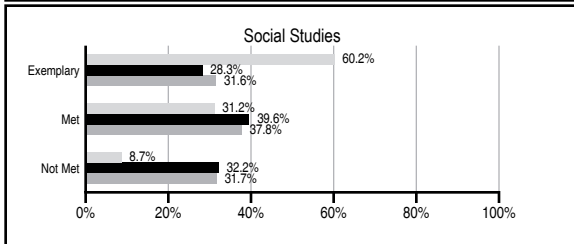
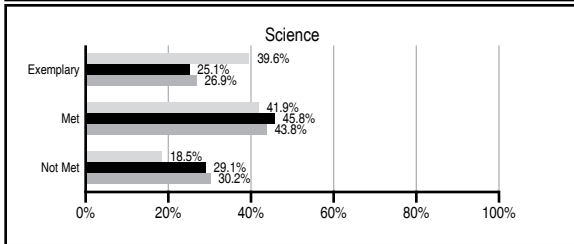
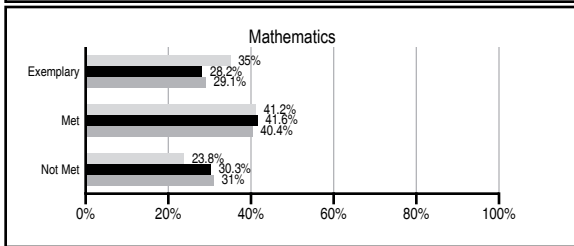
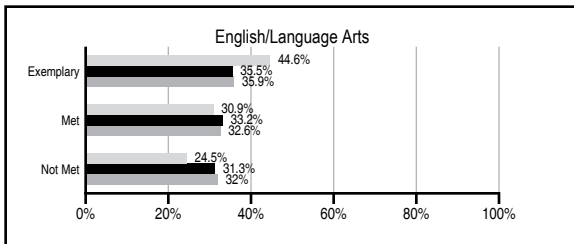
## ABSOLUTE RATINGS OF MIDDLE SCHOOLS WITH STUDENTS LIKE OURS\*

EXCELLENT	GOOD	AVERAGE	BELOW AVERAGE	AT-RISK
6	13	45	3	0

\* Ratings are calculated with data available by 11/07/2012. Schools with Students Like Ours are Middle Schools with Poverty Indices of no more than 5% above or below the index for this school.

## PASS PERFORMANCE

Our School Middle Schools with Students Like Ours Middle schools statewide



## NAEP PERFORMANCE\*

\* Performance reported for SC and nation, data not available at school level. Percentages at NAEP Achievement Levels.



## END OF COURSE TESTS - 2012

% of students scoring 70 or above on:	Our Middle School	Middle Schools with Students Like Ours
Algebra 1/Math for the Technologies 2	96.8	96.7
English 1	100.0	96.7
Physical Science	N/A	N/A
US History and the Constitution	N/A	N/A
All Subjects	98.4	96.7

## SC PERFORMANCE VISION

By 2020 all students will graduate with the knowledge and skills necessary to compete successfully in the global economy, participate in a democratic society and contribute positively as members of families and communities.

### Abbreviations Key

N/A Not Applicable N/AV Not Available N/C Not Collected N/R Not Reported I/S Insufficient Sample TBD To be determined

# R. H. Fulmer Middle School [Lexington Two]

## SCHOOL PROFILE

	Our School	Change from Last Year	Middle Schools with Students Like Ours	Median Middle School
<b>Students (n=585)</b>				
Students enrolled in high school credit courses (grades 7 & 8)	16.0%	Down from 19.7%	23.0%	22.9%
Retention rate	0.3%	Up from 0.2%	0.8%	0.8%
Attendance rate	97.1%	Up from 96.9%	95.9%	96.2%
Served by gifted and talented program	N/AV	N/AV	N/AV	N/AV
With disabilities other than speech	N/AV	N/AV	N/AV	N/AV
Older than usual for grade	N/AV	N/AV	N/AV	N/AV
Out-of-school suspensions or expulsions for violent and/or criminal offenses	0.0%	Down from 0.3%	0.5%	0.5%
Annual dropout rate	0.0%	No Change	0.0%	0.0%
<b>Teachers (n=40)</b>				
Teachers with advanced degrees	72.5%	Down from 79.5%	61.5%	61.3%
Continuing contract teachers	N/AV	N/AV	N/AV	N/AV
Teachers returning from previous year	87.7%	Up from 85.7%	87.2%	86.7%
Teacher attendance rate	96.1%	Down from 96.2%	95.2%	95.2%
Average teacher salary*	\$47,372	Down 3.0%	\$46,550	\$46,422
Classes not taught by highly qualified teachers	0.0%	No Change	1.0%	2.0%
Professional development days/teacher	10.3 days	Down from 16.4 days	10.0 days	10.0 days
<b>School</b>				
Principal's years at school	7.0	Up from 6.0	5.0	4.0
Student-teacher ratio in core subjects	20.6 to 1	Down from 21.1 to 1	22.3 to 1	22.0 to 1
Prime instructional time	92.5%	Down from 92.6%	89.7%	90.1%
Opportunities in the arts	Good	No Change	Good	Good
SACS accreditation	Yes	No Change	Yes	Yes
Parents attending conferences	100.0%	Up from 97.4%	98.7%	98.8%
Character development program	Excellent	No Change	Good	Good
Dollars spent per pupil**	\$7,120	Down 1.3%	\$7,071	\$7,245
Percent of expenditures for instruction**	69.0%	Up from 68.5%	63.5%	63.1%
Percent of expenditures for teacher salaries**	67.9%	Up from 66.8%	61.7%	60.9%
ESEA composite index score	94.7	N/A	85.9	88.1

\* Length of contract = 185+ days.

\*\* Prior year audited financial data available.

## EVALUATION RESULTS

	Teachers	Students*	Parents*
Number of surveys returned	34	145	71
Percent satisfied with learning environment	100.0%	93.1%	91.2%
Percent satisfied with social and physical environment	100.0%	95.1%	85.7%
Percent satisfied with school-home relations	85.3%	89.6%	85.9%

\*Only students at the highest middle school grade level at this school and their parents were included.

## REPORT OF PRINCIPAL AND SCHOOL IMPROVEMENT COUNCIL

The 2011-2012 school year was another successful one for Fulmer Middle School both academically and athletically. We became only the twelfth middle school in South Carolina to be named a national "School to Watch." Our school was recognized with a Palmetto Gold Award by the State Department of Education for Academic Achievement and a Silver Award for Closing the Achievement Gap. The boys football and girls basketball teams won the PAC 3A Championships.

Our fine arts department continued to shine in all areas. The visual arts department had numerous students win awards and many students had their art displayed at the Congaree National Swamp. The strings received an "Excellent" rating at the SCBDA Concert Festival. Our band, chorus, and strings students won numerous "Superior" and "Excellent" awards at their respective Solo and Ensemble competitions. In addition, we had students selected for All-State and Region Bands.

Our Technology Student Association continued to make us proud by finishing first in the state! Numerous students won first, second, and third place awards at the state competition. They also traveled to the national competition.

Our students continue to achieve academically. We had one student qualify as a Duke TIP Scholar, thirteen students qualified as South Carolina Junior Scholars, twelve qualified as Myrdis Walker Scholars, and over ninety-five students qualified for Junior Honor Society. Our teachers continue to collaboratively plan their instruction and create common assessments to assess students' mastery of the content standards. Using Mastery Manager, teachers evaluate their test results to know which content areas and students need additional time. This is just a small part of our emphasis on providing our students with a guaranteed and viable curriculum.

Our outstanding faculty and staff included eight National Board Certified teachers and one NBCT candidate. Jonathan Wilburn, one of our social studies teachers, represented Fulmer Middle School as our Teacher of the Year. Our staff also continued our partnership with the University of South Carolina by serving as both a practicum site and clinical site for future teachers.

At Fulmer Middle School, we focus on student learning. We strive to be Academically Excellent, Socially Equitable, and Developmentally Responsive so that all of our students learn in a fun and safe environment. We will continue to analyze our assessment data for the purpose of improving our practices and to ensure that we reach our achievement goals as we continue our efforts as a true Professional Learning Community.

Mrs. Pamela Gillins, SIC Chair  
Dr. Dixon Brooks, Principal

Comprehensive detail, including definitions of ratings, performance criteria, and explanations of status, is available on [www.ed.sc.gov](http://www.ed.sc.gov) and [www.eoc.sc.gov](http://www.eoc.sc.gov) as well as school and school district websites.

Printed versions are available from school districts upon request.

### Abbreviations Key

N/A Not Applicable N/AV Not Available N/C Not Collected N/R Not Reported I/S Insufficient Sample TBD To be determined

NI Newly Identified CSI Continuing School Improvement CA Corrective Action RP Plan to Restructure R Restructure DELAY School Improvement Status HOLD School Improvement Status