



# SC Annual School Report Card Summary

Lee Central Middle School  
 Lee County School District  
 Grades: 5-8 Enrollment: 609  
 Principal: Deitra M. Johnson  
 Superintendent: Dr. Cleo F. Richardson  
 Board Chair: Ms. Sanya Moses

## PERFORMANCE

Comprehensive detail, including definitions of ratings, performance criteria, and explanations of status, is available on [www.ed.sc.gov](http://www.ed.sc.gov) and [www.eoc.sc.gov](http://www.eoc.sc.gov) as well as school and school district websites. Printed versions are available from school districts upon request.

YEAR	ABSOLUTE RATING	GROWTH RATING	PALMETTO GOLD AND SILVER AWARD		ESEA/FEDERAL ACCOUNTABILITY RATING SYSTEM	
			General Performance	Closing the Gap	ESEA Grade	Accountability Indicator
2012	At-Risk	At-Risk	TBD	TBD	F	Priority
2011	At-Risk	At-Risk	N/A	N/A	Not Met	N/A
2010	At-Risk	Below Average	N/A	N/A	Not Met	N/A

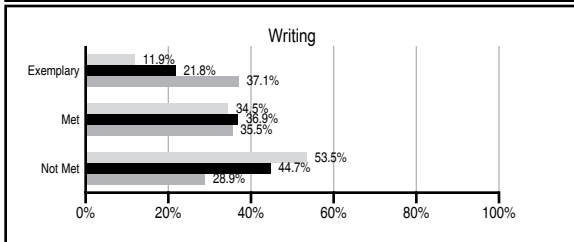
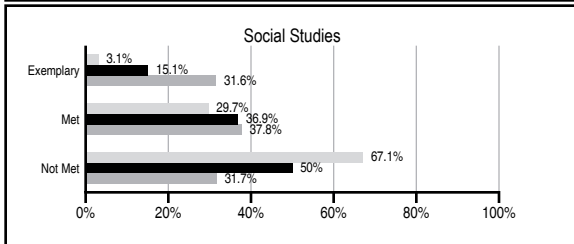
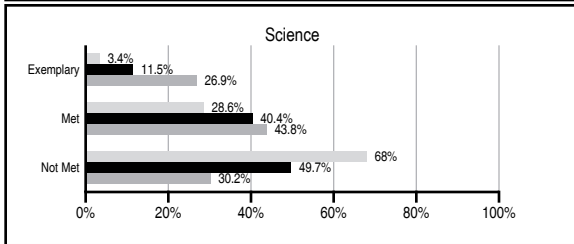
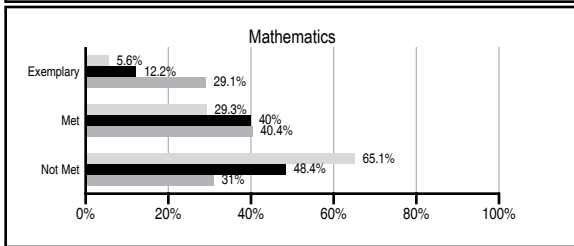
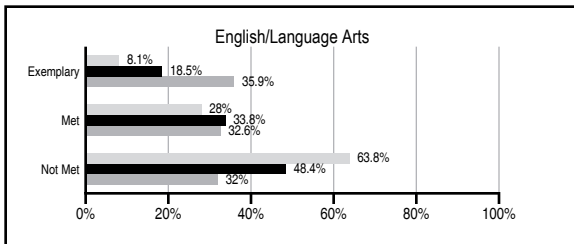
## ABSOLUTE RATINGS OF MIDDLE SCHOOLS WITH STUDENTS LIKE OURS\*

EXCELLENT	GOOD	AVERAGE	BELOW AVERAGE	AT-RISK
0	1	20	21	20

\* Ratings are calculated with data available by 11/07/2012. Schools with Students Like Ours are Middle Schools with Poverty Indices of no more than 5% above or below the index for this school.

## PASS PERFORMANCE

Our School Middle Schools with Students Like Ours Middle schools statewide



## NAEP PERFORMANCE\*

\* Performance reported for SC and nation, data not available at school level. Percentages at NAEP Achievement Levels.



## END OF COURSE TESTS - 2012

% of students scoring 70 or above on:	Our Middle School	Middle Schools with Students Like Ours
Algebra 1/Math for the Technologies 2	65.2	86.8
English 1	80.8	75.4
Physical Science	N/A	N/A
US History and the Constitution	N/A	N/A
All Subjects	73.5	84.4

## SC PERFORMANCE VISION

*By 2020 all students will graduate with the knowledge and skills necessary to compete successfully in the global economy, participate in a democratic society and contribute positively as members of families and communities.*

### Abbreviations Key

N/A Not Applicable N/AV Not Available N/C Not Collected N/R Not Reported I/S Insufficient Sample TBD To be determined

# Lee Central Middle School [Lee County School District]

## SCHOOL PROFILE

	Our School	Change from Last Year	Middle Schools with Students Like Ours	Median Middle School
<b>Students (n=609)</b>				
Students enrolled in high school credit courses (grades 7 & 8)	6.7%	Down from 8.9%	14.0%	22.9%
Retention rate	0.2%	Down from 0.7%	1.2%	0.8%
Attendance rate	96.7%	Up from 95.3%	96.0%	96.2%
Served by gifted and talented program	N/AV	N/AV	N/AV	N/AV
With disabilities other than speech	N/AV	N/AV	N/AV	N/AV
Older than usual for grade	N/AV	N/AV	N/AV	N/AV
Out-of-school suspensions or expulsions for violent and/or criminal offenses	1.6%	Up from 0.0%	0.4%	0.5%
Annual dropout rate	0.0%	No Change	0.0%	0.0%
<b>Teachers (n=30)</b>				
Teachers with advanced degrees	53.3%	No Change	59.3%	61.3%
Continuing contract teachers	N/AV	N/AV	N/AV	N/AV
Teachers returning from previous year	N/A	N/A	79.1%	86.7%
Teacher attendance rate	85.1%	Down from 99.4%	95.3%	95.2%
Average teacher salary*	\$38,344	Down 0.7%	\$43,350	\$46,422
Classes not taught by highly qualified teachers	0.7%	Down from 7.3%	3.7%	2.0%
Professional development days/teacher	6.2 days	Up from 5.6 days	9.1 days	10.0 days
<b>School</b>				
Principal's years at school	4.0	No Change	2.0	4.0
Student-teacher ratio in core subjects	26.8 to 1	Up from 25.4 to 1	18.3 to 1	22.0 to 1
Prime instructional time	79.0%	Down from 94.4%	89.6%	90.1%
Opportunities in the arts	Poor	Down from Good	Good	Good
SACS accreditation	Yes	No Change	Yes	Yes
Parents attending conferences	74.4%	Down from 100.0%	98.6%	98.8%
Character development program	Good	No Change	Good	Good
Dollars spent per pupil**	\$5,858	Up 2.3%	\$9,593	\$7,245
Percent of expenditures for instruction**	64.7%	Up from 63.7%	58.6%	63.1%
Percent of expenditures for teacher salaries**	62.7%	Up from 53.9%	53.2%	60.9%
ESEA composite index score	28.8	N/A	67.0	88.1

\* Length of contract = 185+ days.

\*\* Prior year audited financial data available.

## EVALUATION RESULTS

	Teachers	Students*	Parents*
Number of surveys returned	24	105	35
Percent satisfied with learning environment	50.0%	49.5%	70.6%
Percent satisfied with social and physical environment	82.6%	59.2%	67.6%
Percent satisfied with school-home relations	29.2%	71.8%	65.7%

\*Only students at the highest middle school grade level at this school and their parents were included.

## REPORT OF PRINCIPAL AND SCHOOL IMPROVEMENT COUNCIL

Lee Central Middle School (LCMS), a public, rural middle school located in Lee County opened in August 2009. Rising fifth graders came from Dennis Intermediate School were added at the beginning of the 2011-2012 school year. This year was definitely a year of building a stronger academic foundation for students, staff and the community with the addition of a curriculum facilitator added to the staff. The 2011-2012 school year leadership team focused on academic rigor, data analysis, and community relationships. LCMS chose to become a Palmetto Priority School in order to secure additional funds used to improve our instructional program.

The LCMS faculty and staff worked diligently with the SC Department of Education's Liaison to develop and implement goals and a plan of action that focused directly on student achievement. The implementation of these goals held teachers accountable for the planning and execution of instruction in the classroom. The implementation and monitoring of these goals ensured that best practices were employed to deliver standards-driven content, with curriculum pacing closely adhering to the district's instructional timeline.

LCMS implemented instructional programs that will ultimately improve student academic success. Strategies included visibility of the administrative team with feedback for teachers, Making Middle Grades Work, continuing the ETHOS program in the sixth grade, administering MAP and quarterly benchmarks to provide data that will drive instruction, continuing with Positive Behavior Intervention Systems and the ResComm Healthy School Climate System, as well as providing quality professional development for staff members. Success for All (SFA), READ 180, and System 44 reading programs were implemented school wide to help improve student reading skills. Staff development targeted areas such as the use of data in the classrooms, PPS Literacy SC, Power of Teaching, the improvement and enhancement of instructional strategies, and providing a healthy school climate. Teachers were given the opportunity to participate in the Middle School and the Innovative Ideas Conferences as well as a "Teacher Retreat" to help build community with the staff.

The staff participated in The Center for Data-Driven Reform in Education's Raising the Bar to help design and create a data room to mark student progress. Staff members participated in staff development to help prepare implementing the Common Core Standards in the curriculum for all grade levels.

The School Improvement Council (SIC) worked diligently to improve parent involvement. Several programs, PTO meetings, and the use of School Messenger enabled parents to be aware of what was happening at the school.

Our new school had much to be proud of as we worked toward a common goal reflected in our vision statement, "Lee Central Middle School links learning to life by being prepared, orderly, willing, encouraging, and respectful.

Deitra M. Johnson, Principal  
Harrison, SIC Chairperson

Annette

Comprehensive detail, including definitions of ratings, performance criteria, and explanations of status, is available on [www.ed.sc.gov](http://www.ed.sc.gov) and [www.eoc.sc.gov](http://www.eoc.sc.gov) as well as school and school district websites.

Printed versions are available from school districts upon request.

### Abbreviations Key

N/A Not Applicable N/AV Not Available N/C Not Collected N/R Not Reported I/S Insufficient Sample TBD To be determined

NI Newly Identified CSI Continuing School Improvement CA Corrective Action RP Plan to Restructure R Restructure DELAY School Improvement Status HOLD School Improvement Status