



SC Annual School Report Card Summary

Bell Street Middle School
Laurens County School District 56
Grades: 6-8 **Enrollment: 703**
Principal: Brenda Romines
Superintendent: David C. O'Shields
Board Chair: Jim Barton

PERFORMANCE

Comprehensive detail, including definitions of ratings, performance criteria, and explanations of status, is available on www.ed.sc.gov and www.eoc.sc.gov as well as school and school district websites. Printed versions are available from school districts upon request.

YEAR	ABSOLUTE RATING	GROWTH RATING	PALMETTO GOLD AND SILVER AWARD		ESEA/FEDERAL ACCOUNTABILITY RATING SYSTEM	
			General Performance	Closing the Gap	ESEA Grade	Accountability Indicator
2012	Average	Average	TBD	TBD	B	N/A
2011	Average	Average	Silver	N/A	Not Met	N/A
2010	Average	Average	N/A	N/A	Not Met	N/A

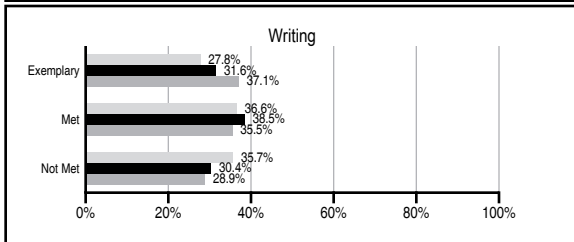
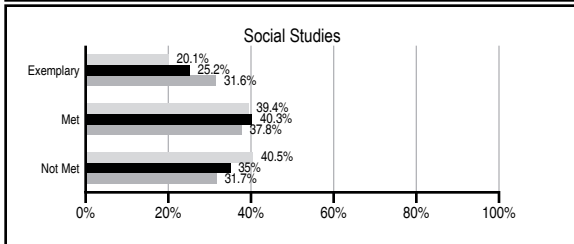
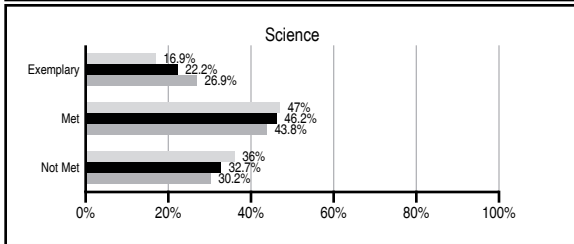
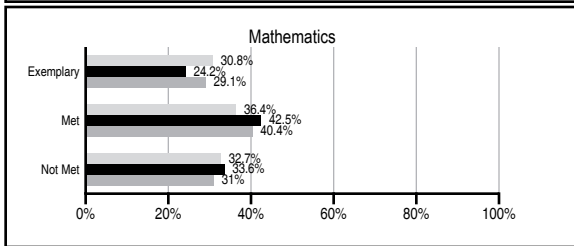
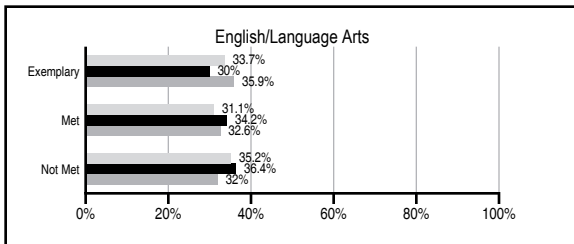
ABSOLUTE RATINGS OF MIDDLE SCHOOLS WITH STUDENTS LIKE OURS*

EXCELLENT	GOOD	AVERAGE	BELOW AVERAGE	AT-RISK
3	5	45	4	2

* Ratings are calculated with data available by 11/07/2012. Schools with Students Like Ours are Middle Schools with Poverty Indices of no more than 5% above or below the index for this school.

PASS PERFORMANCE

Our School
 Middle Schools with Students Like Ours
 Middle schools statewide



NAEP PERFORMANCE*

* Performance reported for SC and nation, data not available at school level. Percentages at NAEP Achievement Levels.



END OF COURSE TESTS - 2012

% of students scoring 70 or above on:	Our Middle School	Middle Schools with Students Like Ours
Algebra 1/Math for the Technologies 2	98.8	97.0
English 1	50.0	95.0
Physical Science	N/A	N/A
US History and the Constitution	N/A	N/A
All Subjects	89.3	96.7

SC PERFORMANCE VISION

By 2020 all students will graduate with the knowledge and skills necessary to compete successfully in the global economy, participate in a democratic society and contribute positively as members of families and communities.

Abbreviations Key

N/A Not Applicable N/AV Not Available N/C Not Collected N/R Not Reported I/S Insufficient Sample TBD To be determined

SCHOOL PROFILE

	Our School	Change from Last Year	Middle Schools with Students Like Ours	Median Middle School
Students (n=703)				
Students enrolled in high school credit courses (grades 7 & 8)	43.4%	Down from 49.2%	21.4%	22.9%
Retention rate	0.9%	Up from 0.0%	0.9%	0.8%
Attendance rate	96.0%	Up from 95.4%	96.0%	96.2%
Served by gifted and talented program	N/AV	N/AV	N/AV	N/AV
With disabilities other than speech	N/AV	N/AV	N/AV	N/AV
Older than usual for grade	N/AV	N/AV	N/AV	N/AV
Out-of-school suspensions or expulsions for violent and/or criminal offenses	0.0%	Down from 4.5%	0.5%	0.5%
Annual dropout rate	0.0%	No Change	0.0%	0.0%
Teachers (n=44)				
Teachers with advanced degrees	63.6%	Up from 61.4%	60.5%	61.3%
Continuing contract teachers	N/AV	N/AV	N/AV	N/AV
Teachers returning from previous year	84.5%	Up from 81.4%	84.8%	86.7%
Teacher attendance rate	94.2%	No Change	95.3%	95.2%
Average teacher salary*	\$46,212	Up 2.3%	\$45,394	\$46,422
Classes not taught by highly qualified teachers	4.1%	Up from 1.4%	1.1%	2.0%
Professional development days/teacher	13.0 days	Up from 9.6 days	10.0 days	10.0 days
School				
Principal's years at school	3.0	Up from 2.0	5.0	4.0
Student-teacher ratio in core subjects	19.2 to 1	Up from 17.9 to 1	22.2 to 1	22.0 to 1
Prime instructional time	89.2%	Up from 88.2%	89.7%	90.1%
Opportunities in the arts	Good	No Change	Good	Good
SACS accreditation	Yes	No Change	Yes	Yes
Parents attending conferences	97.8%	Down from 99.9%	98.4%	98.8%
Character development program	Average	No Change	Good	Good
Dollars spent per pupil**	\$7,592	Down 12.9%	\$7,242	\$7,245
Percent of expenditures for instruction**	63.5%	Down from 64.4%	61.9%	63.1%
Percent of expenditures for teacher salaries**	60.9%	Up from 58.6%	59.0%	60.9%
ESEA composite index score	86.0	N/A	85.3	88.1

* Length of contract = 185+ days.

** Prior year audited financial data available.

REPORT OF PRINCIPAL AND SCHOOL IMPROVEMENT COUNCIL

Bell Street Middle School, which serves approximately 700 students, continues to provide an academic environment that maintains high expectations of learning. Our school continues its involvement with the SC Teacher Advancement Program, which requires teachers to meet weekly in cluster groups to develop learning strategies to improve student achievement. Bell Street Middle School provides ongoing support to teachers through the use of master and mentor teachers, and our School Leadership Team meets weekly to develop long and short-term goals.

Our students were recognized for various accomplishments throughout the year. Each nine weeks, we held a recognition ceremony to honor the academic accomplishments of students. Students who received Principal's Honor Roll were able to go out to lunch one day each nine weeks with the Principal. In addition, students had the opportunity to participate in a variety of academic and extracurricular clubs. For the 10th consecutive year, Bell Street Middle School's Science Olympiad team won the state championship and had the opportunity to travel to the national competition. For the first time, our school initiated a Special Olympic Unified Team. This team made us proud as they competed at several competitions around our state.

Bell Street Middle School is proud to provide a quality education for its students, as we believe in maintaining high expectations for both students and staff. We are very proud of the accomplishments of our students and teachers as we work towards producing ethical and productive citizens by achieving excellence, embracing innovation, and forging new traditions.

EVALUATION RESULTS

	Teachers	Students*	Parents*
Number of surveys returned	44	182	98
Percent satisfied with learning environment	81.8%	75.3%	88.4%
Percent satisfied with social and physical environment	74.4%	73.9%	83.0%
Percent satisfied with school-home relations	55.8%	86.1%	78.1%

*Only students at the highest middle school grade level at this school and their parents were included.

Comprehensive detail, including definitions of ratings, performance criteria, and explanations of status, is available on www.ed.sc.gov and www.eoc.sc.gov as well as school and school district websites.

Printed versions are available from school districts upon request.

Abbreviations Key

N/A Not Applicable N/AV Not Available N/C Not Collected N/R Not Reported I/S Insufficient Sample TBD To be determined
 NI Newly Identified CSI Continuing School Improvement CA Corrective Action RP Plan to Restructure R Restructure DELAY School Improvement Status HOLD School Improvement Status