



SC Annual School Report Card Summary

Hickory Tavern Middle
 Laurens School District 55
 Grades: 6-8 Enrollment: 272
 Principal: Russell Scott
 Superintendent: Dr. Billy R. Strickland
 Board Chair: Rev. Charlie Short

PERFORMANCE

Comprehensive detail, including definitions of ratings, performance criteria, and explanations of status, is available on www.ed.sc.gov and www.eoc.sc.gov as well as school and school district websites. Printed versions are available from school districts upon request.

YEAR	ABSOLUTE RATING	GROWTH RATING	PALMETTO GOLD AND SILVER AWARD		ESEA/FEDERAL ACCOUNTABILITY RATING SYSTEM	
			General Performance	Closing the Gap	ESEA Grade	Accountability Indicator
2012	Good	Excellent	TBD	TBD	A	N/A
2011	Average	Average	Silver	N/A	Not Met	N/A
2010	Average	Good	Silver	N/A	Met	N/A

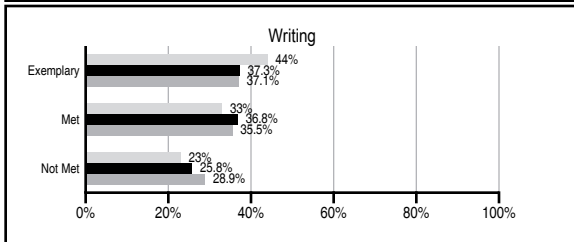
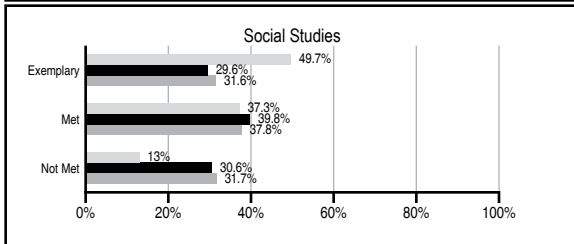
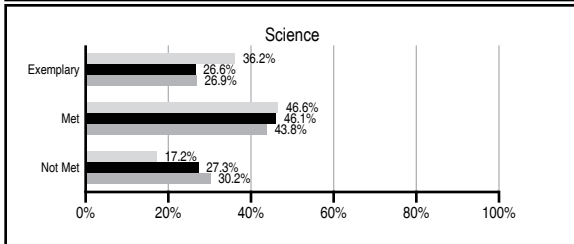
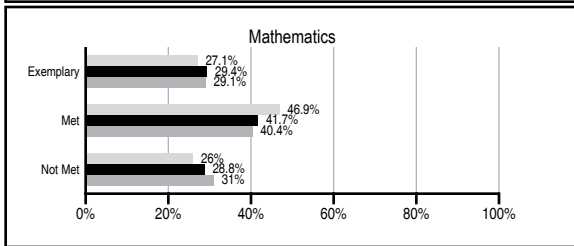
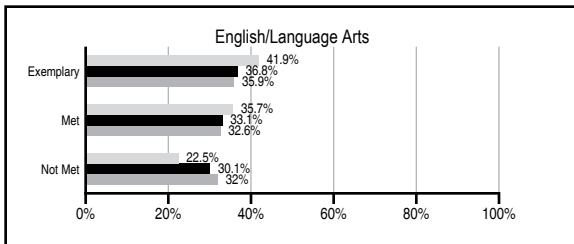
ABSOLUTE RATINGS OF MIDDLE SCHOOLS WITH STUDENTS LIKE OURS*

EXCELLENT	GOOD	AVERAGE	BELOW AVERAGE	AT-RISK
6	17	39	2	0

* Ratings are calculated with data available by 11/07/2012. Schools with Students Like Ours are Middle Schools with Poverty Indices of no more than 5% above or below the index for this school.

PASS PERFORMANCE

Our School Middle Schools with Students Like Ours Middle schools statewide



NAEP PERFORMANCE*

* Performance reported for SC and nation, data not available at school level. Percentages at NAEP Achievement Levels.



END OF COURSE TESTS - 2012

% of students scoring 70 or above on:	Our Middle School	Middle Schools with Students Like Ours
Algebra 1/Math for the Technologies 2	100.0	97.3
English 1	100.0	97.5
Physical Science	N/A	N/A
US History and the Constitution	N/A	N/A
All Subjects	100.0	97.2

SC PERFORMANCE VISION

By 2020 all students will graduate with the knowledge and skills necessary to compete successfully in the global economy, participate in a democratic society and contribute positively as members of families and communities.

Abbreviations Key

N/A Not Applicable N/AV Not Available N/C Not Collected N/R Not Reported I/S Insufficient Sample TBD To be determined

Hickory Tavern Middle [Laurens School District 55]

SCHOOL PROFILE

	Our School	Change from Last Year	Middle Schools with Students Like Ours	Median Middle School
Students (n=272)				
Students enrolled in high school credit courses (grades 7 & 8)	14.1%	Down from 51.3%	24.7%	22.9%
Retention rate	1.8%	Up from 1.1%	0.8%	0.8%
Attendance rate	96.0%	Up from 95.8%	95.8%	96.2%
Served by gifted and talented program	N/AV	N/AV	N/AV	N/AV
With disabilities other than speech	N/AV	N/AV	N/AV	N/AV
Older than usual for grade	N/AV	N/AV	N/AV	N/AV
Out-of-school suspensions or expulsions for violent and/or criminal offenses	0.0%	No Change	0.6%	0.5%
Annual dropout rate	0.0%	No Change	0.0%	0.0%
Teachers (n=15)				
Teachers with advanced degrees	66.7%	Down from 72.2%	61.7%	61.3%
Continuing contract teachers	N/AV	N/AV	N/AV	N/AV
Teachers returning from previous year	76.4%	Up from 71.7%	87.4%	86.7%
Teacher attendance rate	90.0%	Down from 93.3%	95.1%	95.2%
Average teacher salary*	\$41,278	Down 9.7%	\$46,715	\$46,422
Classes not taught by highly qualified teachers	0.0%	No Change	0.9%	2.0%
Professional development days/teacher	8.7 days	Up from 7.7 days	9.9 days	10.0 days
School				
Principal's years at school	7.0	Up from 6.0	5.0	4.0
Student-teacher ratio in core subjects	23.4 to 1	Up from 21.5 to 1	22.3 to 1	22.0 to 1
Prime instructional time	83.8%	Down from 88.5%	89.7%	90.1%
Opportunities in the arts	Good	No Change	Good	Good
SACS accreditation	Yes	No Change	Yes	Yes
Parents attending conferences	100.0%	Up from 96.7%	99.0%	98.8%
Character development program	Excellent	No Change	Good	Good
Dollars spent per pupil**	\$6,016	Down 0.5%	\$7,071	\$7,245
Percent of expenditures for instruction**	71.9%	Down from 72.7%	64.5%	63.1%
Percent of expenditures for teacher salaries**	69.7%	Up from 68.8%	63.0%	60.9%
ESEA composite index score	91.7	N/A	86.1	88.1

* Length of contract = 185+ days.

** Prior year audited financial data available.

EVALUATION RESULTS

	Teachers	Students*	Parents*
Number of surveys returned	10	96	17
Percent satisfied with learning environment	80.0%	73.4%	76.5%
Percent satisfied with social and physical environment	100.0%	85.3%	76.5%
Percent satisfied with school-home relations	90.0%	90.5%	70.6%

*Only students at the highest middle school grade level at this school and their parents were included.

REPORT OF PRINCIPAL AND SCHOOL IMPROVEMENT COUNCIL

Hickory Tavern Middle School is a rural school rich in tradition and community pride. Hickory Tavern receives outstanding support and attendance from parents and community members at all school and local events. Hickory Tavern Middle takes pride in its civic responsibility to the community. Our students are very active in supporting community charities and events. This year we supported several community activities. The Student Council raised money to assist needy families with our Christmas for Children program. Students also participated in Relay for Life raising \$2,500.00 to help the fight against cancer. Students also participated in a March of Dimes fundraiser. Hickory Tavern is very proud of our students for their efforts to help meet the needs and support the causes of others.

Hickory Tavern Middle School and the community take great pride in our facility. The school continues to be a place of pride for the community. The community uses the school for many activities throughout the year. It provides a great place for classes as well as school and community events. We are also very proud of our auditorium that is used by the school and the community for many activities. Students have a variety of activities that provide them with valuable opportunities to enhance their education. The seventh grade class travels to Barrier Island yearly. The eighth grade class travels to Earthshine for an experience in personal growth as well as team building. The Archery team offers all grades the opportunity to compete with other schools in the State Archery Tournament. Our students also participate in the Special Olympics program. Striving to improve the educational opportunities offered to the students at Hickory Tavern Middle School continues to be a primary goal. An increased opportunity in technology was a goal for this year. We have improved technology with additional laptop computers for the classroom and wireless access throughout the school.

We are very proud of the improvement made in PASS test scores by our students. We received the Palmetto Silver Award for a second year. We had improvement in PASS scores in 10 of 13 possible tests. We are very proud of the effort made by our staff and students.

The faculty, staff and students of Hickory Tavern Middle look forward to the challenges of a new year. We will strive to improve on the work of the past years and continue to improve our educational process.

Hickory Tavern Middle School is accredited through the Southern Association of Colleges and Schools. We use this information to review and update our mission and the vision of our school.

Russell H. Scott, Principal
Sonya Padgett, SIC Chairman

Comprehensive detail, including definitions of ratings, performance criteria, and explanations of status, is available on www.ed.sc.gov and www.eoc.sc.gov as well as school and school district websites.

Printed versions are available from school districts upon request.

Abbreviations Key

N/A Not Applicable N/AV Not Available N/C Not Collected N/R Not Reported I/S Insufficient Sample TBD To be determined

NI Newly Identified CSI Continuing School Improvement CA Corrective Action RP Plan to Restructure R Restructure DELAY School Improvement Status HOLD School Improvement Status