

SC Annual School Report Card Summary

Andrew Jackson Middle School
Lancaster County School District
Grades: 6-8 Enrollment: 522
Principal: Daryl Hinson
Superintendent: Richard E. Moore
Board Chair: Robert Parker

PERFORMANCE

Comprehensive detail, including definitions of ratings, performance criteria, and explanations of status, is available on www.ed.sc.gov and www.eoc.sc.gov as well as school and school district websites. Printed versions are available from school districts upon request.

YEAR	ABSOLUTE RATING	GROWTH RATING	PALMETTO GOLD AND SILVER AWARD		ESEA/FEDERAL ACCOUNTABILITY RATING SYSTEM	
			General Performance	Closing the Gap	ESEA Grade	Accountability Indicator
2012	Average	Average	TBD	TBD	B	N/A
2011	Average	Good	Silver	N/A	Not Met	N/A
2010	Average	Average	N/A	N/A	Not Met	N/A

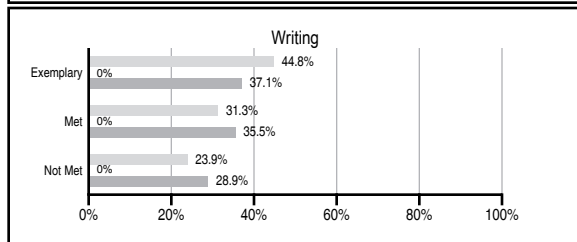
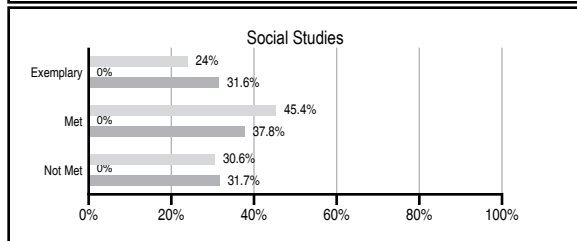
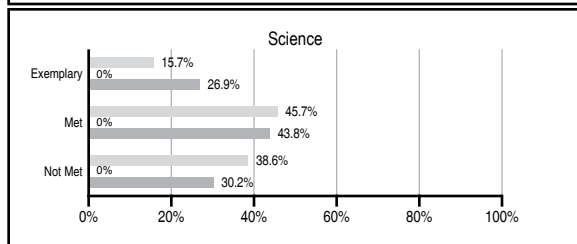
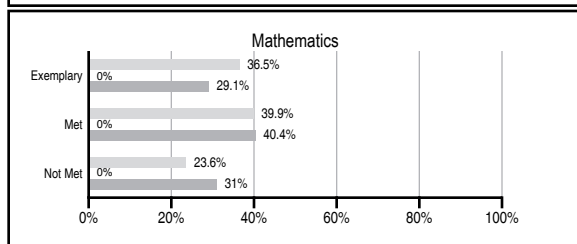
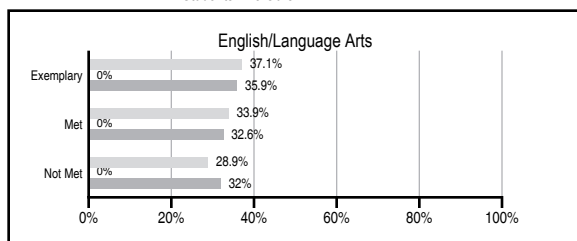
ABSOLUTE RATINGS OF MIDDLE SCHOOLS WITH STUDENTS LIKE OURS*

EXCELLENT	GOOD	AVERAGE	BELOW AVERAGE	AT-RISK
0	0	0	0	0

* Ratings are calculated with data available by 11/07/2012. Schools with Students Like Ours are Middle Schools with Poverty Indices of no more than 5% above or below the index for this school.

PASS PERFORMANCE


Our School Middle Schools with Students Like Ours Middle schools statewide




NAEP PERFORMANCE*

* Performance reported for SC and nation, data not available at school level. Percentages at NAEP Achievement Levels.


READING – GRADE 8 (2011)



MATH – GRADE 8 (2011)



SCIENCE – GRADE 8 (2009)



END OF COURSE TESTS - 2012

% of students scoring 70 or above on:	Our Middle School	Middle Schools with Students Like Ours
Algebra 1/Math for the Technologies 2	97.7	N/A
English 1	N/A	N/A
Physical Science	N/A	N/A
US History and the Constitution	N/A	N/A
All Subjects	97.7	N/A

SC PERFORMANCE VISION

By 2020 all students will graduate with the knowledge and skills necessary to compete successfully in the global economy, participate in a democratic society and contribute positively as members of families and communities.

Abbreviations Key

N/A Not Applicable N/AV Not Available N/C Not Collected N/R Not Reported I/S Insufficient Sample TBD To be determined

Andrew Jackson Middle School [Lancaster County School District]

SCHOOL PROFILE

	Our School	Change from Last Year	Middle Schools with Students Like Ours	Median Middle School
Students (n=522)				
Students enrolled in high school credit courses (grades 7 & 8)	45.6%	Up from 35.0%	34.2%	22.9%
Retention rate	0.0%	No Change	0.6%	0.8%
Attendance rate	96.6%	Up from 96.4%	96.3%	96.2%
Served by gifted and talented program	N/AV	N/AV	N/AV	N/AV
With disabilities other than speech	N/AV	N/AV	N/AV	N/AV
Older than usual for grade	N/AV	N/AV	N/AV	N/AV
Out-of-school suspensions or expulsions for violent and/or criminal offenses	2.3%	Up from 0.8%	0.8%	0.5%
Annual dropout rate	0.0%	No Change	0.0%	0.0%
Teachers (n=28)				
Teachers with advanced degrees	57.1%	Down from 65.5%	60.8%	61.3%
Continuing contract teachers	N/AV	N/AV	N/AV	N/AV
Teachers returning from previous year	85.1%	Up from 81.0%	88.2%	86.7%
Teacher attendance rate	96.1%	Down from 96.9%	95.3%	95.2%
Average teacher salary*	\$43,011	Down 2.4%	\$46,832	\$46,422
Classes not taught by highly qualified teachers	2.5%	No Change	1.1%	2.0%
Professional development days/teacher	11.5 days	Up from 7.6 days	11.4 days	10.0 days
School				
Principal's years at school	12.0	Up from 11.0	3.0	4.0
Student-teacher ratio in core subjects	27.4 to 1	Up from 27.0 to 1	24.1 to 1	22.0 to 1
Prime instructional time	91.6%	Down from 92.2%	90.2%	90.1%
Opportunities in the arts	Excellent	No Change	Good	Good
SACS accreditation	Yes	No Change	Yes	Yes
Parents attending conferences	97.9%	Down from 100.0%	98.2%	98.8%
Character development program	Good	Up from Average	Good	Good
Dollars spent per pupil**	\$5,792	Down 12.1%	\$7,085	\$7,245
Percent of expenditures for instruction**	63.5%	Down from 64.4%	63.1%	63.1%
Percent of expenditures for teacher salaries**	61.4%	Down from 62.0%	61.5%	60.9%
ESEA composite index score	83.1	N/A	89.3	88.1

* Length of contract = 185+ days.

** Prior year audited financial data available.

EVALUATION RESULTS

	Teachers	Students*	Parents*
Number of surveys returned	21	154	32
Percent satisfied with learning environment	95.2%	71.4%	93.3%
Percent satisfied with social and physical environment	95.2%	76.8%	83.9%
Percent satisfied with school-home relations	81.0%	85.5%	69.0%

*Only students at the highest middle school grade level at this school and their parents were included.

REPORT OF PRINCIPAL AND SCHOOL IMPROVEMENT COUNCIL

Andrew Jackson Middle School continued to move forward with academic success and school-wide improvements. Having missed making AYP by only one goal/performance area, we recognize the need to continue our efforts and have reason to celebrate our progress. We continue to evaluate all programs and practices for insight and growth with the hope that this will help us meet the elevated state standards for AYP in 2011 and forward. Our school and district initiative in streamlining programs and policies through professional learning communities and schools has created an atmosphere of coherence and determination at every level and function. Collectively we are putting children first as we strive to succeed for them and there future.

AJMS embraces the ideology of teaching and learning together in and through the Arts. Our students and staff continue to create and cultivate a community of learners and a climate of learning that is rich in family and service. Our signature programs in the arts reach many students and give the community and school a point of common interest that touches all facets of our daily lives. The Veteran's day program brought in nearly 100 county veterans to be honored by students performances directed at upholding veterans, their families, and their contributions to our freedom. Our Black History program did the same with respect to the diversity and unity in our school community. Our goal at AJMS is to provide academic and arts-focused opportunities that align with our mission of creating life-long learners.

Butch Dutton, Principal

Comprehensive detail, including definitions of ratings, performance criteria, and explanations of status, is available on www.ed.sc.gov and www.eoc.sc.gov as well as school and school district websites.

Printed versions are available from school districts upon request.

Abbreviations Key

N/A Not Applicable N/AV Not Available N/C Not Collected N/R Not Reported I/S Insufficient Sample TBD To be determined
NI Newly Identified CSI Continuing School Improvement CA Corrective Action RP Plan to Restructure R Restructure DELAY School Improvement Status HOLD School Improvement Status