

SC Annual School Report Card Summary

South Middle School
Lancaster County School District
Grades: 6-8 Enrollment: 587
Principal: Joyce Crimminger
Superintendent: Richard E. Moore
Board Chair: Robert Parker

PERFORMANCE

Comprehensive detail, including definitions of ratings, performance criteria, and explanations of status, is available on www.ed.sc.gov and www.eoc.sc.gov as well as school and school district websites. Printed versions are available from school districts upon request.

YEAR	ABSOLUTE RATING	GROWTH RATING	PALMETTO GOLD AND SILVER AWARD		ESEA/FEDERAL ACCOUNTABILITY RATING SYSTEM	
			General Performance	Closing the Gap	ESEA Grade	Accountability Indicator
2012	Average	Average	TBD	TBD	B	N/A
2011	Average	Average	Silver	N/A	Not Met	N/A
2010	Average	Average	N/A	N/A	Not Met	N/A

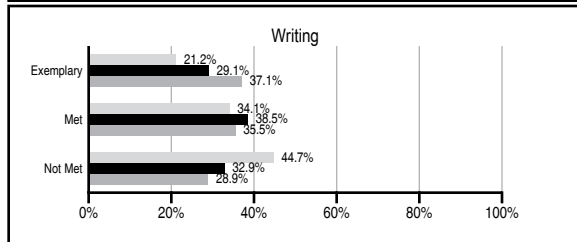
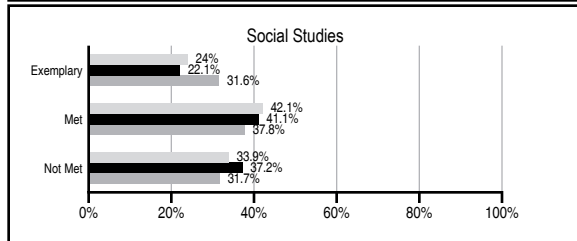
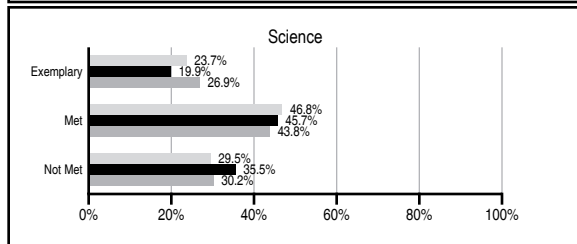
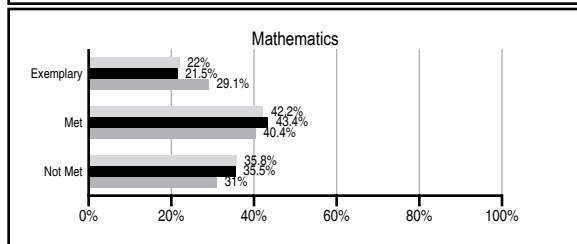
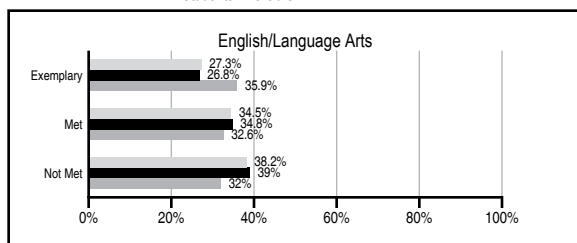
ABSOLUTE RATINGS OF MIDDLE SCHOOLS WITH STUDENTS LIKE OURS*

EXCELLENT	GOOD	AVERAGE	BELOW AVERAGE	AT-RISK
0	4	44	7	3

* Ratings are calculated with data available by 11/07/2012. Schools with Students Like Ours are Middle Schools with Poverty Indices of no more than 5% above or below the index for this school.

PASS PERFORMANCE


Our School Middle Schools with Students Like Ours Middle schools statewide



NAEP PERFORMANCE*

* Performance reported for SC and nation, data not available at school level. Percentages at NAEP Achievement Levels.


READING – GRADE 8 (2011)



MATH – GRADE 8 (2011)



SCIENCE – GRADE 8 (2009)



END OF COURSE TESTS - 2012

% of students scoring 70 or above on:	Our Middle School	Middle Schools with Students Like Ours
Algebra 1/Math for the Technologies 2	93.9	95.4
English 1	N/A	91.8
Physical Science	N/A	N/A
US History and the Constitution	N/A	N/A
All Subjects	93.9	95.5

SC PERFORMANCE VISION

By 2020 all students will graduate with the knowledge and skills necessary to compete successfully in the global economy, participate in a democratic society and contribute positively as members of families and communities.

Abbreviations Key

N/A Not Applicable N/AV Not Available N/C Not Collected N/R Not Reported I/S Insufficient Sample TBD To be determined

South Middle School [Lancaster County School District]

SCHOOL PROFILE

	Our School	Change from Last Year	Middle Schools with Students Like Ours	Median Middle School
Students (n=587)				
Students enrolled in high school credit courses (grades 7 & 8)	26.1%	Up from 24.5%	19.5%	22.9%
Retention rate	0.2%	Down from 0.7%	1.0%	0.8%
Attendance rate	95.9%	Down from 96.2%	95.9%	96.2%
Served by gifted and talented program	N/AV	N/AV	N/AV	N/AV
With disabilities other than speech	N/AV	N/AV	N/AV	N/AV
Older than usual for grade	N/AV	N/AV	N/AV	N/AV
Out-of-school suspensions or expulsions for violent and/or criminal offenses	2.7%	Down from 3.1%	0.6%	0.5%
Annual dropout rate	0.0%	No Change	0.0%	0.0%
Teachers (n=38)				
Teachers with advanced degrees	60.5%	Down from 62.5%	60.9%	61.3%
Continuing contract teachers	N/AV	N/AV	N/AV	N/AV
Teachers returning from previous year	88.0%	Up from 81.6%	85.0%	86.7%
Teacher attendance rate	95.5%	Down from 96.4%	94.8%	95.2%
Average teacher salary*	\$44,496	Down 1.2%	\$45,650	\$46,422
Classes not taught by highly qualified teachers	0.7%	Up from 0.0%	1.8%	2.0%
Professional development days/teacher	16.3 days	Up from 10.7 days	10.3 days	10.0 days
School				
Principal's years at school	7.0	Up from 6.0	5.0	4.0
Student-teacher ratio in core subjects	23.8 to 1	Down from 23.9 to 1	21.9 to 1	22.0 to 1
Prime instructional time	89.7%	Down from 90.9%	89.2%	90.1%
Opportunities in the arts	Good	No Change	Good	Good
SACS accreditation	Yes	No Change	Yes	Yes
Parents attending conferences	83.7%	Down from 96.0%	98.2%	98.8%
Character development program	Excellent	No Change	Good	Good
Dollars spent per pupil**	\$6,371	Down 8.6%	\$7,459	\$7,245
Percent of expenditures for instruction**	67.7%	Down from 67.9%	62.4%	63.1%
Percent of expenditures for teacher salaries**	66.1%	Up from 65.9%	58.9%	60.9%
ESEA composite index score	86.6	N/A	84.3	88.1

* Length of contract = 185+ days.

** Prior year audited financial data available.

EVALUATION RESULTS

	Teachers	Students*	Parents*
Number of surveys returned	37	174	125
Percent satisfied with learning environment	97.2%	84.1%	89.0%
Percent satisfied with social and physical environment	86.5%	87.8%	84.9%
Percent satisfied with school-home relations	59.5%	84.9%	78.9%

*Only students at the highest middle school grade level at this school and their parents were included.

Comprehensive detail, including definitions of ratings, performance criteria, and explanations of status, is available on www.ed.sc.gov and www.eoc.sc.gov as well as school and school district websites.

Printed versions are available from school districts upon request.

REPORT OF PRINCIPAL AND SCHOOL IMPROVEMENT COUNCIL

South Middle School continued to work towards providing our students with the best educational opportunities during the 2011-2012 school year. The following programs or initiatives were implemented or continued this year:

WSMS - Studio SMS expanded and began highlighting students and teachers each week on its morning news show. The student staff continued to focus on school news, weather, sports, and many other features. The staff also produced the school's first Lip Dub as well as a school informational video.

Advisor/Advisee Program - Students met once a month with an adult mentor to discuss topics such as bullying, goal setting, nutrition, volunteering, and making appropriate life-choices.

Night of Excellence – A showcase of excellent teaching that commonly occurs in our classrooms, this one night event evolved into a night for each grade level where students provided parents with a first-hand experience of student life at SMS.

HorsePower- Students began the day with a thirty-minute session centered on re-teaching, re-testing, completing missed work, or enrichment.

Rotating Schedule - Students and teachers alike were given the opportunity to experience each class period during a different time of day by having the class periods rotate Monday through Thursday.

NetSCOPE - SMS completed its second year as a Professional Development School. This partnership with Winthrop University provides South with Winthrop interns and intense Winthrop-South collaboration. A Winthrop liaison to help facilitate the partnership-related activities was also a part of our faculty.

We continued to focus attention on implementing the comprehensive improvement framework associated with Making Middle Grades Work. Teachers attended professional development sessions at the South Carolina Middle School Conference gaining valuable knowledge on many educational topics.

A South Middle science teacher was chosen as the Lancaster County Middle School Teacher of the Year and was also recognized as the Lancaster County Teacher of the Year. SMS was also recognized at the state level with the Palmetto Silver award based on improvement of state testing over the last three years.

South Middle School could not have accomplished so much without the help and support of our parents and community. The PTO and School Improvement Council continue to help ensure that our students receive the best educational opportunities possible.

Joyce Crimminger, Principal
Jennifer Page, School Improvement Council Chair

Abbreviations Key

N/A Not Applicable N/AV Not Available N/C Not Collected N/R Not Reported I/S Insufficient Sample TBD To be determined
NI Newly Identified CSI Continuing School Improvement CA Corrective Action RP Plan to Restructure R Restructure DELAY School Improvement Status HOLD School Improvement Status