



# SC Annual School Report Card Summary

Leslie M. Stover Middle School  
 Kershaw County School District  
 Grades: 6-8 Enrollment: 608  
 Principal: Michael Garity  
 Superintendent: Frank E. Morgan, Ed.D.  
 Board Chair: Mara H. Jones

## PERFORMANCE

Comprehensive detail, including definitions of ratings, performance criteria, and explanations of status, is available on [www.ed.sc.gov](http://www.ed.sc.gov) and [www.eoc.sc.gov](http://www.eoc.sc.gov) as well as school and school district websites. Printed versions are available from school districts upon request.

YEAR	ABSOLUTE RATING	GROWTH RATING	PALMETTO GOLD AND SILVER AWARD		ESEA/FEDERAL ACCOUNTABILITY RATING SYSTEM	
			General Performance	Closing the Gap	ESEA Grade	Accountability Indicator
2012	Good	Good	TBD	TBD	B	N/A
2011	Good	Good	Silver	N/A	Not Met	N/A
2010	Average	Good	Silver	N/A	Not Met	N/A

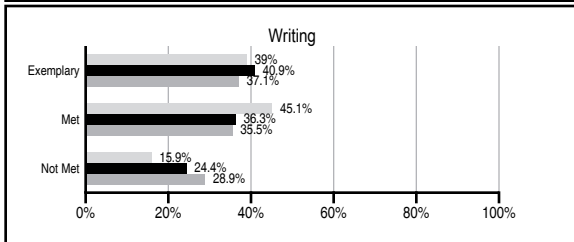
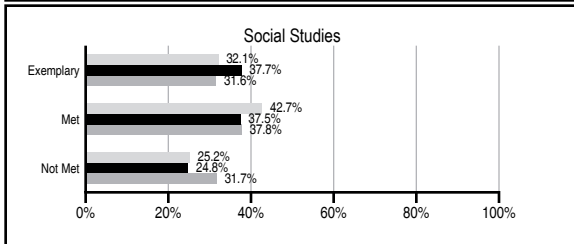
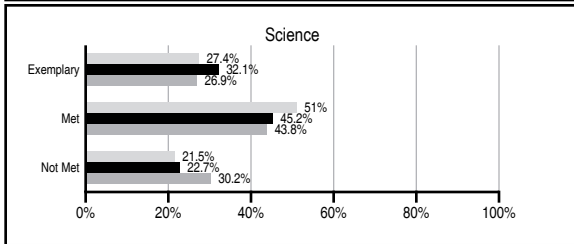
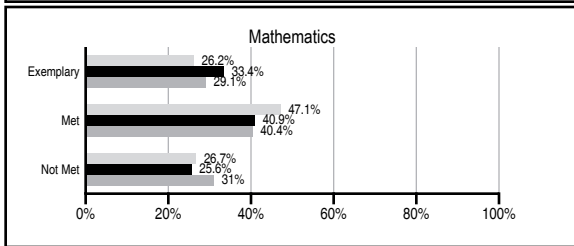
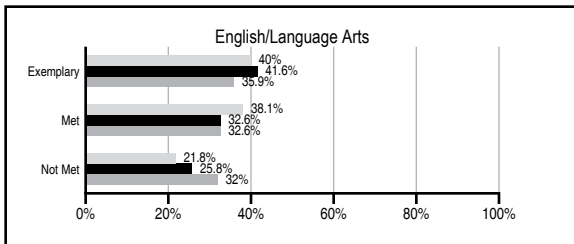
## ABSOLUTE RATINGS OF MIDDLE SCHOOLS WITH STUDENTS LIKE OURS\*

EXCELLENT	GOOD	AVERAGE	BELOW AVERAGE	AT-RISK
14	19	15	0	1

\* Ratings are calculated with data available by 11/07/2012. Schools with Students Like Ours are Middle Schools with Poverty Indices of no more than 5% above or below the index for this school.

## PASS PERFORMANCE

Our School Middle Schools with Students Like Ours Middle schools statewide



## NAEP PERFORMANCE\*

\* Performance reported for SC and nation, data not available at school level. Percentages at NAEP Achievement Levels.



## END OF COURSE TESTS - 2012

% of students scoring 70 or above on:	Our Middle School	Middle Schools with Students Like Ours
Algebra 1/Math for the Technologies 2	100.0	97.7
English 1	98.1	87.7
Physical Science	N/A	N/A
US History and the Constitution	N/A	N/A
All Subjects	99.1	95.2

## SC PERFORMANCE VISION

By 2020 all students will graduate with the knowledge and skills necessary to compete successfully in the global economy, participate in a democratic society and contribute positively as members of families and communities.

### Abbreviations Key

N/A Not Applicable N/AV Not Available N/C Not Collected N/R Not Reported I/S Insufficient Sample TBD To be determined

**Leslie M. Stover Middle School**  
**[Kershaw County School District]**

**SCHOOL PROFILE**

	Our School	Change from Last Year	Middle Schools with Students Like Ours	Median Middle School
<b>Students (n=608)</b>				
Students enrolled in high school credit courses (grades 7 & 8)	15.7%	Down from 22.0%	34.2%	22.9%
Retention rate	0.3%	Up from 0.2%	0.6%	0.8%
Attendance rate	96.3%	Up from 95.9%	96.3%	96.2%
Served by gifted and talented program	N/AV	N/AV	N/AV	N/AV
With disabilities other than speech	N/AV	N/AV	N/AV	N/AV
Older than usual for grade	N/AV	N/AV	N/AV	N/AV
Out-of-school suspensions or expulsions for violent and/or criminal offenses	0.2%	Up from 0.0%	0.8%	0.5%
Annual dropout rate	0.0%	No Change	0.0%	0.0%
<b>Teachers (n=37)</b>				
Teachers with advanced degrees	70.3%	Up from 69.4%	60.8%	61.3%
Continuing contract teachers	N/AV	N/AV	N/AV	N/AV
Teachers returning from previous year	91.6%	Up from 90.1%	88.2%	86.7%
Teacher attendance rate	93.7%	Down from 95.8%	95.3%	95.2%
Average teacher salary*	\$46,977	Down 0.7%	\$46,832	\$46,422
Classes not taught by highly qualified teachers	0.0%	Down from 3.2%	1.1%	2.0%
Professional development days/teacher	11.5 days	Down from 11.6 days	11.4 days	10.0 days
<b>School</b>				
Principal's years at school	1.0	Down from 9.0	3.0	4.0
Student-teacher ratio in core subjects	24.2 to 1	Down from 24.6 to 1	24.1 to 1	22.0 to 1
Prime instructional time	89.5%	Down from 91.1%	90.2%	90.1%
Opportunities in the arts	Good	No Change	Good	Good
SACS accreditation	Yes	No Change	Yes	Yes
Parents attending conferences	99.6%	Up from 99.1%	98.2%	98.8%
Character development program	Average	Down from Good	Good	Good
Dollars spent per pupil**	\$6,228	Up 2.1%	\$7,085	\$7,245
Percent of expenditures for instruction**	59.2%	Up from 58.1%	63.1%	63.1%
Percent of expenditures for teacher salaries**	58.7%	Up from 57.9%	61.5%	60.9%
ESEA composite index score	82.7	N/A	89.3	88.1

\* Length of contract = 185+ days.

\*\* Prior year audited financial data available.

**EVALUATION RESULTS**

	Teachers	Students*	Parents*
Number of surveys returned	25	187	35
Percent satisfied with learning environment	84.0%	71.9%	81.8%
Percent satisfied with social and physical environment	95.8%	74.3%	70.6%
Percent satisfied with school-home relations	80.0%	86.6%	70.6%

\*Only students at the highest middle school grade level at this school and their parents were included.

**REPORT OF PRINCIPAL AND SCHOOL IMPROVEMENT COUNCIL**

Leslie M. Stover Middle School had an outstanding 2011-2012 school year. Literacy across the curriculum continued to be our main focus. Our daily enrichment class included novel studies through three nine-week periods and specific academic remediation during the fourth nine-weeks. Below are some of Stover's highlights from this year:

Leslie M. Stover Middle was named a Palmetto Silver Award winner in recognition of overall academic improvement.

Our eighth grade class had a total of fourteen students who qualified as Junior Scholars for their achievement on the Pre Scholastic Aptitude Test.

One seventh-grader was recognized as a Duke TIP Scholar for his achievement on the SAT/ACT.

The Stover band program produced forty-three students in all-region band, and seven of these students went on to qualify as All-State Band members. The band program received all superior ratings for the tenth consecutive year at the Concert Festival.

Our chorus program had ten students to qualify for All-State Chorus.

Stover added an Archery Team this year that qualified for the State Tournament.

Teachers and students collected over \$5387.14 to support cancer research through Relay for Life.

Michael Garity, Principal  
 Mark Sury, SIC Chairperson

Comprehensive detail, including definitions of ratings, performance criteria, and explanations of status, is available on [www.ed.sc.gov](http://www.ed.sc.gov) and [www.eoc.sc.gov](http://www.eoc.sc.gov) as well as school and school district websites.

Printed versions are available from school districts upon request.

**Abbreviations Key**

N/A Not Applicable N/AV Not Available N/C Not Collected N/R Not Reported I/S Insufficient Sample TBD To be determined  
 NI Newly Identified CSI Continuing School Improvement CA Corrective Action RP Plan to Restructure R Restructure DELAY School Improvement Status HOLD School Improvement Status