



SC Annual School Report Card Summary

North District Middle School
 Hampton One
 Grades: 7-8 Enrollment: 387
 Principal: Patricia Brantley
 Superintendent: Douglas E. McTeer, Jr.
 Board Chair: Elizabeth Murdaugh

PERFORMANCE

Comprehensive detail, including definitions of ratings, performance criteria, and explanations of status, is available on www.ed.sc.gov and www.eoc.sc.gov as well as school and school district websites. Printed versions are available from school districts upon request.

YEAR	ABSOLUTE RATING	GROWTH RATING	PALMETTO GOLD AND SILVER AWARD		ESEA/FEDERAL ACCOUNTABILITY RATING SYSTEM	
			General Performance	Closing the Gap	ESEA Grade	Accountability Indicator
2012	Average	Average	TBD	TBD	D	N/A
2011	Average	Average	Silver	N/A	Not Met	N/A
2010	Average	Average	N/A	N/A	Met	N/A

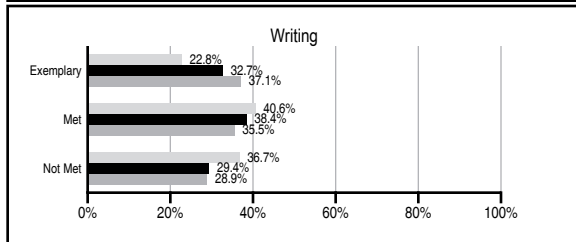
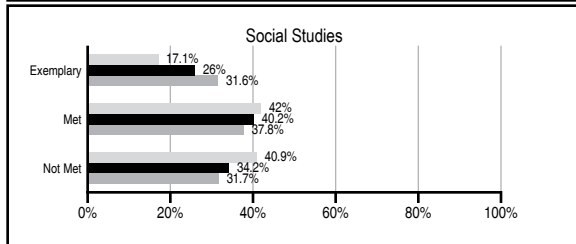
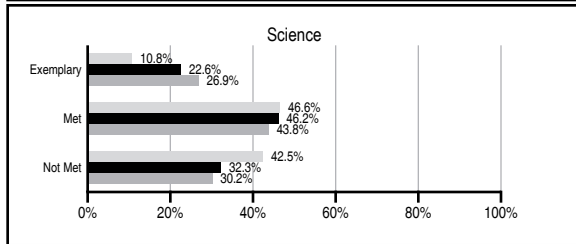
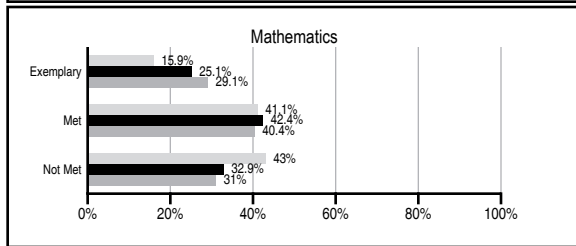
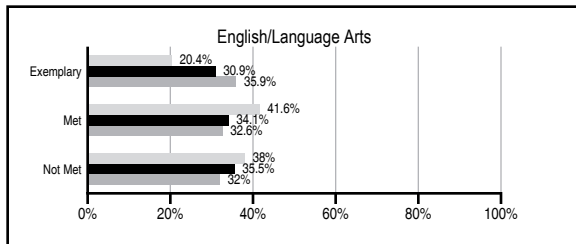
ABSOLUTE RATINGS OF MIDDLE SCHOOLS WITH STUDENTS LIKE OURS*

EXCELLENT	GOOD	AVERAGE	BELOW AVERAGE	AT-RISK
4	7	45	4	2

* Ratings are calculated with data available by 11/07/2012. Schools with Students Like Ours are Middle Schools with Poverty Indices of no more than 5% above or below the index for this school.

PASS PERFORMANCE

Our School Middle Schools with Students Like Ours Middle schools statewide



NAEP PERFORMANCE*

* Performance reported for SC and nation, data not available at school level. Percentages at NAEP Achievement Levels.



END OF COURSE TESTS - 2012

% of students scoring 70 or above on:	Our Middle School	Middle Schools with Students Like Ours
Algebra 1/Math for the Technologies 2	100.0	97.1
English 1	93.0	95.3
Physical Science	N/A	N/A
US History and the Constitution	N/A	N/A
All Subjects	95.6	96.8

SC PERFORMANCE VISION

By 2020 all students will graduate with the knowledge and skills necessary to compete successfully in the global economy, participate in a democratic society and contribute positively as members of families and communities.

Abbreviations Key

N/A Not Applicable N/AV Not Available N/C Not Collected N/R Not Reported I/S Insufficient Sample TBD To be determined

North District Middle School [Hampton One]

SCHOOL PROFILE

	Our School	Change from Last Year	Middle Schools with Students Like Ours	Median Middle School
Students (n=387)				
Students enrolled in high school credit courses (grades 7 & 8)	48.3%	Down from 49.2%	21.8%	22.9%
Retention rate	1.6%	Up from 1.0%	0.9%	0.8%
Attendance rate	94.8%	Down from 94.9%	96.0%	96.2%
Served by gifted and talented program	N/AV	N/AV	N/AV	N/AV
With disabilities other than speech	N/AV	N/AV	N/AV	N/AV
Older than usual for grade	N/AV	N/AV	N/AV	N/AV
Out-of-school suspensions or expulsions for violent and/or criminal offenses	0.0%	Down from 0.7%	0.5%	0.5%
Annual dropout rate	0.0%	No Change	0.0%	0.0%
Teachers (n=27)				
Teachers with advanced degrees	59.3%	Down from 60.0%	60.0%	61.3%
Continuing contract teachers	N/AV	N/AV	N/AV	N/AV
Teachers returning from previous year	89.9%	Down from 91.1%	86.3%	86.7%
Teacher attendance rate	95.4%	Up from 94.6%	95.3%	95.2%
Average teacher salary*	\$45,702	Down 1.7%	\$45,702	\$46,422
Classes not taught by highly qualified teachers	7.6%	Up from 4.0%	1.5%	2.0%
Professional development days/teacher	9.5 days	Down from 11.3 days	10.3 days	10.0 days
School				
Principal's years at school	1.0	Down from 6.0	5.0	4.0
Student-teacher ratio in core subjects	20.0 to 1	Down from 23.0 to 1	22.4 to 1	22.0 to 1
Prime instructional time	87.6%	Down from 88.5%	89.6%	90.1%
Opportunities in the arts	Good	Down from Excellent	Good	Good
SACS accreditation	No	No Change	Yes	Yes
Parents attending conferences	97.4%	Up from 96.0%	98.5%	98.8%
Character development program	Below Average	Down from Average	Good	Good
Dollars spent per pupil**	\$6,949	Down 7.2%	\$7,242	\$7,245
Percent of expenditures for instruction**	62.4%	Up from 58.9%	61.9%	63.1%
Percent of expenditures for teacher salaries**	60.8%	Up from 57.8%	60.1%	60.9%
ESEA composite index score	65.4	N/A	85.2	88.1

* Length of contract = 185+ days.

** Prior year audited financial data available.

EVALUATION RESULTS

	Teachers	Students*	Parents*
Number of surveys returned	19	168	82
Percent satisfied with learning environment	94.4%	55.4%	71.3%
Percent satisfied with social and physical environment	89.5%	60.8%	63.0%
Percent satisfied with school-home relations	66.7%	75.8%	72.5%

*Only students at the highest middle school grade level at this school and their parents were included.

REPORT OF PRINCIPAL AND SCHOOL IMPROVEMENT COUNCIL

North District Middle School faculty and staff believe that for any school to be successful, it must be student-centered, academically challenging and engaging, and responsive to the educational needs of the community in which it resides. Although NDMS is a rural school with a relatively high poverty level, we revisit our academic program each year to make sure that we meet the needs of the community we serve and provide our students with a quality education that is second to none. This year, in addition to the regular classroom setting, we were fortunate to offer our students the following academic assistance: Literacy and Math Strategies Classes, Early morning tutorial classes, Study Island (Computer-Aided Instruction Program), and after-school tutorial classes that provided transportation home.

We celebrated our students' success on PASS 2010-2011 by taking all students who scored exemplary across the board to the Barnum Bailey Circus in Savannah, GA. We are proud of the academic accomplishment of our students this year. Seven of our students were named as Junior Scholars and two qualified as TIP students. Our students earned "194.5" Carnegie Credits (high school) while students at NDMS. Additionally, all of our students who took Algebra I passed the End of Course test for Algebra I and ninety-three percent of those taking English I passed the End of Course test for English I.

We encourage and want parent participation. This year we had three nights for parent-teacher conferences and two nights for report card pick-up. We offered training to parents on how to use Study Island during one of our parent-teacher conferences. Also, we had a Saturday with the principal where parents were given the opportunity to come and have a continental breakfast with the principal to discuss their concerns.

Our teachers play a major role in the success of our students and have been engaged in professional development throughout the year. In fact, this year our twenty-nine teachers have been involved in more than 183 days of professional development. They use their common planning periods to collaborate and plan instruction that will improve student achievement based on research that addresses best teaching methods.

Our Athletic Department was a huge success. All of our teams did well and, although we didn't win any state championship, we learned good sportsmanship. Our band and music departments did well this year also. We competed in many competitions and placed in most of them.

NDMS believes in community and partnerships so we participated in Relay For Life and raised over \$3500. We are excited about our new state of the art school that is being erected. It should be ready for occupancy, December 2012. This is just a brief snapshot of all the wonderful things that are taking place at North District Middle School. We encourage all our parents, community members, and business community members to come see and experience NDMS for yourself.

Patricia Brantley, Principal
Mark Altman, SIC

Mark

Comprehensive detail, including definitions of ratings, performance criteria, and explanations of status, is available on www.ed.sc.gov and www.eoc.sc.gov as well as school and school district websites.

Printed versions are available from school districts upon request.

Abbreviations Key

N/A Not Applicable N/AV Not Available N/C Not Collected N/R Not Reported I/S Insufficient Sample TBD To be determined

NI Newly Identified CSI Continuing School Improvement CA Corrective Action RP Plan to Restructure R Restructure DELAY School Improvement Status HOLD School Improvement Status