



# SC Annual School Report Card Summary

Edgewood Middle School  
 Greenwood County School District 52  
 Grades: 6-8 Enrollment: 406  
 Principal: Kelly M. Fisher  
 Superintendent: Dr. Mark Petersen  
 Board Chair: Mr. Sam Corley

## PERFORMANCE

Comprehensive detail, including definitions of ratings, performance criteria, and explanations of status, is available on [www.ed.sc.gov](http://www.ed.sc.gov) and [www.eoc.sc.gov](http://www.eoc.sc.gov) as well as school and school district websites. Printed versions are available from school districts upon request.

YEAR	ABSOLUTE RATING	GROWTH RATING	PALMETTO GOLD AND SILVER AWARD		ESEA/FEDERAL ACCOUNTABILITY RATING SYSTEM	
			General Performance	Closing the Gap	ESEA Grade	Accountability Indicator
2012	Average	Good	TBD	TBD	B	N/A
2011	Average	Good	Silver	N/A	Not Met	N/A
2010	Average	Average	N/A	N/A	Met	N/A

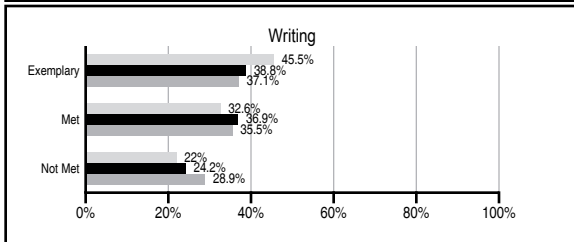
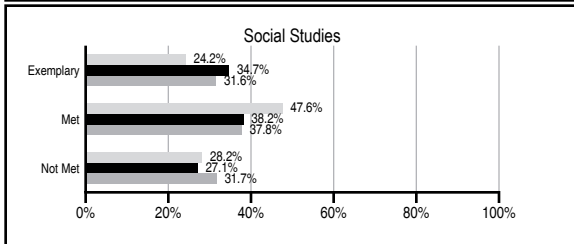
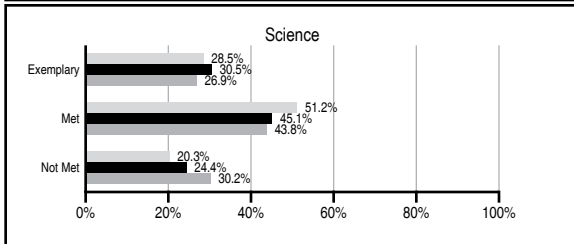
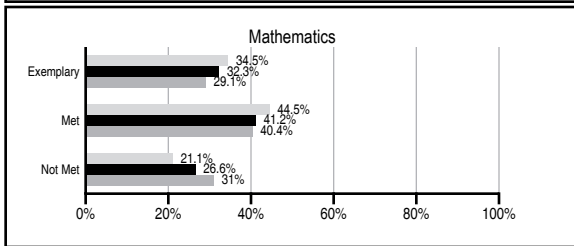
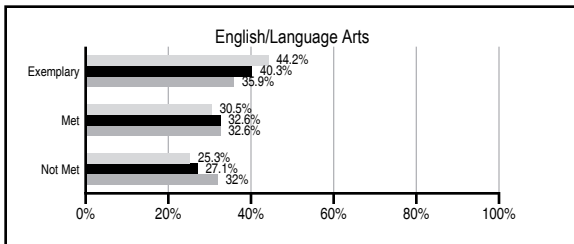
## ABSOLUTE RATINGS OF MIDDLE SCHOOLS WITH STUDENTS LIKE OURS\*

EXCELLENT	GOOD	AVERAGE	BELOW AVERAGE	AT-RISK
8	23	23	0	0

\* Ratings are calculated with data available by 11/07/2012. Schools with Students Like Ours are Middle Schools with Poverty Indices of no more than 5% above or below the index for this school.

## PASS PERFORMANCE

Our School
  Middle Schools with Students Like Ours
  Middle schools statewide



## NAEP PERFORMANCE\*

\* Performance reported for SC and nation, data not available at school level. Percentages at NAEP Achievement Levels.



## END OF COURSE TESTS - 2012

% of students scoring 70 or above on:	Our Middle School	Middle Schools with Students Like Ours
Algebra 1/Math for the Technologies 2	61.6	97.3
English 1	N/A	91.4
Physical Science	N/A	N/A
US History and the Constitution	N/A	N/A
All Subjects	61.6	96.7

## SC PERFORMANCE VISION

*By 2020 all students will graduate with the knowledge and skills necessary to compete successfully in the global economy, participate in a democratic society and contribute positively as members of families and communities.*

### Abbreviations Key

N/A Not Applicable N/AV Not Available N/C Not Collected N/R Not Reported I/S Insufficient Sample TBD To be determined

**Edgewood Middle School**  
**[Greenwood County School District 52]**

**SCHOOL PROFILE**

	Our School	Change from Last Year	Middle Schools with Students Like Ours	Median Middle School
<b>Students (n=406)</b>				
Students enrolled in high school credit courses (grades 7 & 8)	52.5%	Up from 48.2%	34.7%	22.9%
Retention rate	0.7%	Down from 0.8%	0.7%	0.8%
Attendance rate	96.3%	No Change	96.2%	96.2%
Served by gifted and talented program	N/AV	N/AV	N/AV	N/AV
With disabilities other than speech	N/AV	N/AV	N/AV	N/AV
Older than usual for grade	N/AV	N/AV	N/AV	N/AV
Out-of-school suspensions or expulsions for violent and/or criminal offenses	2.0%	Up from 0.8%	0.9%	0.5%
Annual dropout rate	0.0%	No Change	0.0%	0.0%
<b>Teachers (n=27)</b>				
Teachers with advanced degrees	51.9%	Up from 50.0%	61.3%	61.3%
Continuing contract teachers	N/AV	N/AV	N/AV	N/AV
Teachers returning from previous year	92.5%	Up from 86.9%	88.2%	86.7%
Teacher attendance rate	95.4%	Up from 94.3%	95.2%	95.2%
Average teacher salary*	\$44,765	Down 0.0%	\$46,986	\$46,422
Classes not taught by highly qualified teachers	0.0%	No Change	1.1%	2.0%
Professional development days/teacher	1.9 days	Down from 12.6 days	10.8 days	10.0 days
<b>School</b>				
Principal's years at school	2.0	Up from 0.0	4.0	4.0
Student-teacher ratio in core subjects	24.7 to 1	Up from 23.1 to 1	23.2 to 1	22.0 to 1
Prime instructional time	90.4%	Up from 89.6%	90.0%	90.1%
Opportunities in the arts	Good	No Change	Good	Good
SACS accreditation	Yes	No Change	Yes	Yes
Parents attending conferences	96.7%	Down from 100.0%	97.9%	98.8%
Character development program	Excellent	No Change	Good	Good
Dollars spent per pupil**	\$7,312	Up 4.6%	\$6,995	\$7,245
Percent of expenditures for instruction**	62.5%	Down from 64.5%	64.1%	63.1%
Percent of expenditures for teacher salaries**	58.7%	Down from 59.2%	61.8%	60.9%
ESEA composite index score	88.0	N/A	88.1	88.1

\* Length of contract = 185+ days.

\*\* Prior year audited financial data available.

**EVALUATION RESULTS**

	Teachers	Students*	Parents*
Number of surveys returned	30	125	65
Percent satisfied with learning environment	86.7%	63.2%	79.4%
Percent satisfied with social and physical environment	86.7%	65.0%	78.1%
Percent satisfied with school-home relations	75.9%	82.9%	82.3%

\*Only students at the highest middle school grade level at this school and their parents were included.

**REPORT OF PRINCIPAL AND SCHOOL IMPROVEMENT COUNCIL**

"Edgewood Middle School had another successful year in 2011-2012. Our students and teachers continued to make gains resulting in Edgewood being named a Palmetto Silver Award school! Our students continued to make gains in academics as shown by PASS scores. In writing, 76.4% of students scored in the categories of met or exemplary compared to the state average of 73.2%. In science, 70% of students met mastery compared to 68.6% of the state. In English/language arts, 82.3% met mastery which is above the required performance objective of 79.4% which is set by NCLB. In math, 85.7% of Edgewood students met mastery which is above the required performance objective of 79%. We believe the academic programs we have in place have a direct correlation to increasing test scores. We continue to use Study Island, focus on school-wide literacy, offer Algebra I to all 8th graders, use block scheduling for all ELA classes, use block scheduling for 6th grade math, offer reading and math focused Explore courses, and use MAP testing to monitor students' needs throughout the school year. We have implemented several other programs geared towards improving the learning and social atmosphere of the school which in turn provides a better learning environment. We continue PBIS (Positive Behavior Interventions and Supports) and the Olweus Program which teaches staff and students to identify, report, and address bullying issues appropriately. Edgewood students participated in a record number of community service projects this year which always benefits the community; as well as, the students. All of these programs resulted in measurable improvements. Our retention rate was down and our student attendance rate was up; surpassing the state performance objective. Our school and district went through the SACS accreditation process this year and did very well. Edgewood had a Making Middle Grades Work Technical Review Visit which also acknowledged the improvements made over the past few years. For the first time in the past five years, Edgewood's growth rating was calculated as "good" by the state. This rating means we exceed the standards for progress toward the 2020 SC performance vision. This, along with the Palmetto Silver Award, pushes us forward to even greater things. Success Is Our Only Option!

Principal-Kelly Fisher  
 SIC Chairs- Debbie Caron, Thomasenia Goode

Comprehensive detail, including definitions of ratings, performance criteria, and explanations of status, is available on [www.ed.sc.gov](http://www.ed.sc.gov) and [www.eoc.sc.gov](http://www.eoc.sc.gov) as well as school and school district websites.

Printed versions are available from school districts upon request.

**Abbreviations Key**

N/A Not Applicable N/AV Not Available N/C Not Collected N/R Not Reported I/S Insufficient Sample TBD To be determined  
 NI Newly Identified CSI Continuing School Improvement CA Corrective Action RP Plan to Restructure R Restructure DELAY School Improvement Status HOLD School Improvement Status