

SC Annual School Report Card Summary

Ware Shoals High School
Greenwood 51
Grades: 7-12 Enrollment: 466
Principal: Paul Anderson
Superintendent: Fay S. Sprouse, PhD
Board Chair: Mr. Mark Lowe

PERFORMANCE

Comprehensive detail, including definitions of ratings, performance criteria, and explanations of status, is available on www.ed.sc.gov and www.eoc.sc.gov as well as school and school district websites. Printed versions are available from school districts upon request.

YEAR	ABSOLUTE RATING	GROWTH RATING	PALMETTO GOLD AND SILVER AWARD		ESEA/FEDERAL ACCOUNTABILITY RATING SYSTEM	
			General Performance	Closing the Gap	ESEA Grade	Accountability Indicator
2012	Good	Good	TBD	TBD	B	N/A
2011	Good	Good	Silver	N/A	Not Met	N/A
2010	Average	Average	N/A	Silver	Not Met	N/A

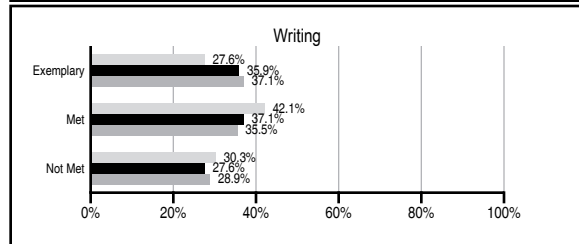
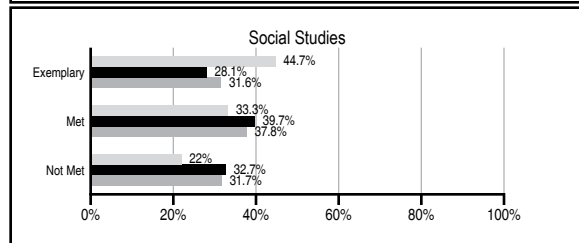
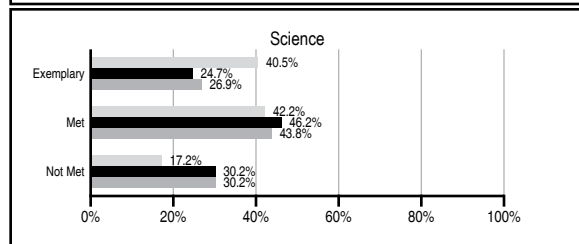
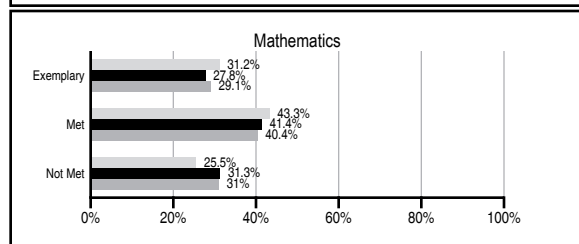
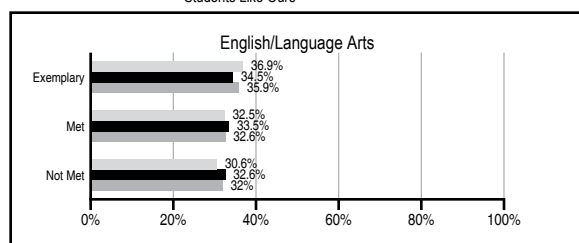
ABSOLUTE RATINGS OF MIDDLE SCHOOLS WITH STUDENTS LIKE OURS*

EXCELLENT	GOOD	AVERAGE	BELOW AVERAGE	AT-RISK
6	10	41	3	1

* Ratings are calculated with data available by 11/07/2012. Schools with Students Like Ours are Middle Schools with Poverty Indices of no more than 5% above or below the index for this school.

PASS PERFORMANCE


Our School Middle Schools with Students Like Ours Middle schools statewide




NAEP PERFORMANCE*

* Performance reported for SC and nation, data not available at school level. Percentages at NAEP Achievement Levels.


READING – GRADE 8 (2011)



MATH – GRADE 8 (2011)



SCIENCE – GRADE 8 (2009)



END OF COURSE TESTS - 2012

% of students scoring 70 or above on:	Our Middle School	Middle Schools with Students Like Ours
Algebra 1/Math for the Technologies 2	100.0	96.6
English 1	90.0	96.5
Physical Science	N/A	N/A
US History and the Constitution	N/A	N/A
All Subjects	95.2	96.6

SC PERFORMANCE VISION

By 2020 all students will graduate with the knowledge and skills necessary to compete successfully in the global economy, participate in a democratic society and contribute positively as members of families and communities.

Abbreviations Key

N/A Not Applicable N/AV Not Available N/C Not Collected N/R Not Reported I/S Insufficient Sample TBD To be determined

Ware Shoals High School [Greenwood 51]

SCHOOL PROFILE

	Our School	Change from Last Year	Middle Schools with Students Like Ours	Median Middle School
Students (n=466)				
Students enrolled in high school credit courses (grades 7 & 8)	99.4%	Down from 100.0%	21.9%	22.9%
Retention rate	4.3%	Up from 4.0%	0.7%	0.8%
Attendance rate	95.4%	Up from 94.0%	95.8%	96.2%
Served by gifted and talented program	N/AV	N/AV	N/AV	N/AV
With disabilities other than speech	N/AV	N/AV	N/AV	N/AV
Older than usual for grade	N/AV	N/AV	N/AV	N/AV
Out-of-school suspensions or expulsions for violent and/or criminal offenses	5.4%	Up from 4.8%	0.5%	0.5%
Annual dropout rate	0.6%	Down from 1.1%	0.0%	0.0%
Teachers (n=31)				
Teachers with advanced degrees	48.4%	No Change	60.0%	61.3%
Continuing contract teachers	N/AV	N/AV	N/AV	N/AV
Teachers returning from previous year	89.0%	Up from 85.1%	87.2%	86.7%
Teacher attendance rate	94.7%	Up from 94.3%	95.2%	95.2%
Average teacher salary*	\$43,043	Up 2.8%	\$46,483	\$46,422
Classes not taught by highly qualified teachers	0.0%	Down from 5.2%	1.1%	2.0%
Professional development days/teacher	9.1 days	Up from 8.2 days	10.0 days	10.0 days
School				
Principal's years at school	3.0	Up from 2.0	5.0	4.0
Student-teacher ratio in core subjects	23.9 to 1	Up from 19.8 to 1	21.7 to 1	22.0 to 1
Prime instructional time	88.3%	Up from 86.7%	89.9%	90.1%
Opportunities in the arts	Good	Down from Excellent	Good	Good
SACS accreditation	Yes	No Change	Yes	Yes
Parents attending conferences	100.0%	Up from 97.3%	98.7%	98.8%
Character development program	Excellent	No Change	Good	Good
Dollars spent per pupil**	\$9,558	Down 1.0%	\$7,088	\$7,245
Percent of expenditures for instruction**	54.9%	Down from 55.2%	63.2%	63.1%
Percent of expenditures for teacher salaries**	51.3%	Up from 48.5%	60.9%	60.9%
ESEA composite index score	84.7	N/A	86.1	88.1

* Length of contract = 185+ days.

** Prior year audited financial data available.

EVALUATION RESULTS

	Teachers	Students*	Parents*
Number of surveys returned	26	66	56
Percent satisfied with learning environment	73.1%	61.5%	73.6%
Percent satisfied with social and physical environment	92.3%	61.5%	64.8%
Percent satisfied with school-home relations	65.4%	80.0%	73.2%

*Only students at the highest middle school grade level at this school and their parents were included.

REPORT OF PRINCIPAL AND SCHOOL IMPROVEMENT COUNCIL

The mission of Ware Shoals Jr./Sr. High School is ensure continuous learning for all students by empowering them to be actively involved in their education and by providing varied opportunities for successful achievement of high standards. Our vision is to be an integral part of a district that is committed to learning, serving and leading. With that in mind, Ware Shoals Jr./Sr. High continues to be successful in our efforts to Learn...Serve ...and Lead. While maintaining both Absolute and Growth Ratings that are consistent with high schools of our size, our Junior High School achieved a "Good" Rating, accompanied by a Silver Awards for testing improvements. Our student body continues efforts to serve our community with unprecedented fund raising endeavors during our "Christmas for Kids" initiative. We were able to raise over \$12,000 in this year's campaign. Our athletic programs/teams participated in the town-wide cleanup day and our staff initiated a 5k Run/Walk event to promote health awareness throughout the Ware Shoals Community. Our Student Council attended both state and local meetings and continue to lead our school in a positive fashion. Two two of our students were elected to District Chairperson and Vice-Chairperson offices. Our principal was selected to serve as President of the South Carolina High School League Executive Committee for the 2012-2013 school year. The faculty, staff at Ware Shoals Jr/Sr High is dedicated to providing a safe, challenging, and educational environment that meets the unique needs of our students while preparing them to be respectful, productive, and responsible members of a democratic society.

Paul Anderson, Principal
Bonnie Maxwell, SIC Chairman

Comprehensive detail, including definitions of ratings, performance criteria, and explanations of status, is available on www.ed.sc.gov and www.eoc.sc.gov as well as school and school district websites.

Printed versions are available from school districts upon request.

Abbreviations Key

N/A Not Applicable N/AV Not Available N/C Not Collected N/R Not Reported I/S Insufficient Sample TBD To be determined
NI Newly Identified CSI Continuing School Improvement CA Corrective Action RP Plan to Restructure R Restructure DELAY School Improvement Status HOLD School Improvement Status