



SC Annual School Report Card Summary

Lead Academy
Greenville County School District
Grades: 5-7 Enrollment: 121
Principal: Rodney Johnson
Superintendent: Mr. Burke Royster
Board Chair: Mr. Roger Meek

PERFORMANCE

Comprehensive detail, including definitions of ratings, performance criteria, and explanations of status, is available on www.ed.sc.gov and www.eoc.sc.gov as well as school and school district websites. Printed versions are available from school districts upon request.

YEAR	ABSOLUTE RATING	GROWTH RATING	PALMETTO GOLD AND SILVER AWARD		ESEA/FEDERAL ACCOUNTABILITY RATING SYSTEM	
			General Performance	Closing the Gap	ESEA Grade	Accountability Indicator
2012	Average	Excellent	TBD	TBD	B	N/A
2011	N/A	N/A	N/A	N/A	Not Met	N/A
2010	N/A	N/A	N/A	N/A	N/A	N/A

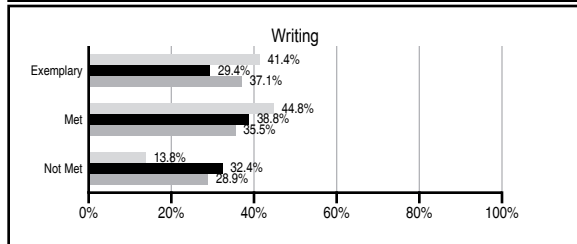
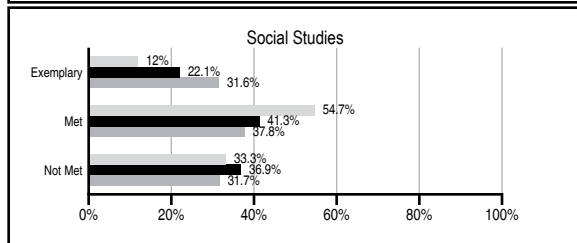
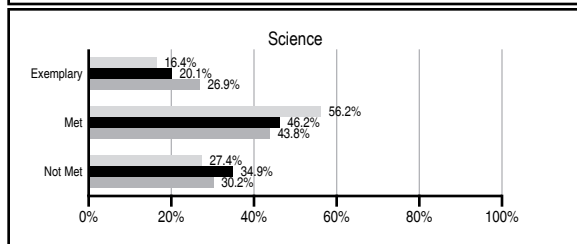
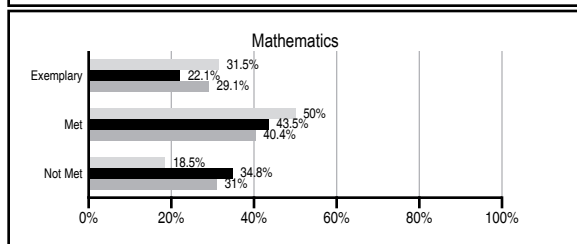
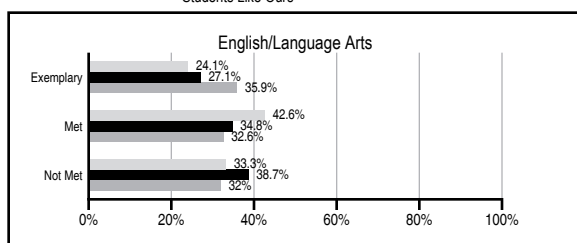
ABSOLUTE RATINGS OF MIDDLE SCHOOLS WITH STUDENTS LIKE OURS*

EXCELLENT	GOOD	AVERAGE	BELOW AVERAGE	AT-RISK
0	4	44	7	2

* Ratings are calculated with data available by 11/07/2012. Schools with Students Like Ours are Middle Schools with Poverty Indices of no more than 5% above or below the index for this school.

PASS PERFORMANCE


Our School Middle Schools with Students Like Ours Middle schools statewide




NAEP PERFORMANCE*

* Performance reported for SC and nation, data not available at school level. Percentages at NAEP Achievement Levels.


READING – GRADE 8 (2011)



MATH – GRADE 8 (2011)



SCIENCE – GRADE 8 (2009)



END OF COURSE TESTS - 2012

% of students scoring 70 or above on:	Our Middle School	Middle Schools with Students Like Ours
Algebra 1/Math for the Technologies 2	N/A	95.8
English 1	N/A	91.9
Physical Science	N/A	N/A
US History and the Constitution	N/A	N/A
All Subjects	N/A	95.8

SC PERFORMANCE VISION

By 2020 all students will graduate with the knowledge and skills necessary to compete successfully in the global economy, participate in a democratic society and contribute positively as members of families and communities.

Abbreviations Key

N/A Not Applicable N/AV Not Available N/C Not Collected N/R Not Reported I/S Insufficient Sample TBD To be determined

Lead Academy [Greenville County School District]

SCHOOL PROFILE

	Our School	Change from Last Year	Middle Schools with Students Like Ours	Median Middle School
Students (n=121)				
Students enrolled in high school credit courses (grades 7 & 8)	0.0%	N/R	19.6%	22.9%
Retention rate	1.8%	N/A	1.0%	0.8%
Attendance rate	96.7%	N/A	95.9%	96.2%
Served by gifted and talented program	N/AV	N/AV	N/AV	N/AV
With disabilities other than speech	N/AV	N/AV	N/AV	N/AV
Older than usual for grade	N/AV	N/AV	N/AV	N/AV
Out-of-school suspensions or expulsions for violent and/or criminal offenses	0.0%	N/R	0.5%	0.5%
Annual dropout rate	0.0%	N/A	0.0%	0.0%
Teachers (n=10)				
Teachers with advanced degrees	55.6%	N/A	60.7%	61.3%
Continuing contract teachers	N/AV	N/AV	N/AV	N/AV
Teachers returning from previous year	N/A	N/A	84.9%	86.7%
Teacher attendance rate	98.3%	N/R	94.8%	95.2%
Average teacher salary*	\$39,417	I/S	\$45,551	\$46,422
Classes not taught by highly qualified teachers	19.4%	N/A	1.8%	2.0%
Professional development days/teacher	9.6 days	N/R	10.5 days	10.0 days
School				
Principal's years at school	2.0	N/R	5.0	4.0
Student-teacher ratio in core subjects	20.7 to 1	N/R	22.9 to 1	22.0 to 1
Prime instructional time	94.6%	N/R	89.3%	90.1%
Opportunities in the arts	Fair	N/R	Good	Good
SACS accreditation	Yes	N/R	Yes	Yes
Parents attending conferences	100.0%	N/R	98.3%	98.8%
Character development program	Good	N/R	Good	Good
Dollars spent per pupil**	\$9,250	N/A	\$7,377	\$7,245
Percent of expenditures for instruction**	61.0%	N/A	62.4%	63.1%
Percent of expenditures for teacher salaries**	37.1%	N/A	59.0%	60.9%
ESEA composite index score	84.5	N/A	84.9	88.1

* Length of contract = 185+ days.

** Prior year audited financial data available.

EVALUATION RESULTS

	Teachers	Students*	Parents*
Number of surveys returned	8	27	24
Percent satisfied with learning environment	100.0%	85.2%	95.8%
Percent satisfied with social and physical environment	100.0%	84.6%	95.8%
Percent satisfied with school-home relations	87.5%	80.8%	87.5%

*Only students at the highest middle school grade level at this school and their parents were included.

REPORT OF PRINCIPAL AND SCHOOL IMPROVEMENT COUNCIL

Lead Academy was founded on the belief that every child can achieve at an exceptionally high level, regardless of background or circumstance. Our school community made strides towards achieving this reality during our second year and we are excited to continue the pursuit. Our commitment to realize this goal is evident as students and staff all participate in a longer school day, Saturday School once each month, and a whole-school summer session. We set high expectations for our students through our focus on the three principles that guide our school culture: be nice; work hard; serve well. In this current year, our school adopted "Demanding Excellence, Embracing Diversity, and Modeling Integrity" as a framework to refine and execute our mission. During our second year of operation, our educational program expanded significantly. We added a magnificent band program, along with club sports and other club offerings including FLL Robotics. In addition to these new extracurricular offerings, our students continued to work hard in the classroom and reach outstanding levels of academic growth. We bested the national average for growth on the Measures of Academic Progress test in five out of six categories and posted noteworthy gains on the math and science sections of the PASS test. We attribute this to the work ethic of our students and staff, along with focused professional development that uses data to meet the needs of each student as an individual. We plan to use these same techniques to spotlight our language arts and social studies curricula and boost student achievement in these areas. Lead Academy students spent time in their local community. We participated in the Spinx Run and Reedy River Run, visited local attractions and held events out in the community. We also remained true to our mission of serving our community with each student performing a minimum of 20 hours of community service with organizations such as the Greenville Humane Society, the Red Cross, and various neighborhood organizations. We plan to move to a new location for the 2012-2013 school year. Our school community is excited to have a more established home that will, without a doubt, positively impact our learning environment.

Rodney Johnson, Principal
Dr. H. Paul Thompson, Jr., Board Chairperson

Comprehensive detail, including definitions of ratings, performance criteria, and explanations of status, is available on www.ed.sc.gov and www.eoc.sc.gov as well as school and school district websites.

Printed versions are available from school districts upon request.

Abbreviations Key

N/A Not Applicable N/AV Not Available N/C Not Collected N/R Not Reported I/S Insufficient Sample TBD To be determined
NI Newly Identified CSI Continuing School Improvement CA Corrective Action RP Plan to Restructure R Restructure DELAY School Improvement Status HOLD School Improvement Status