



SC Annual School Report Card Summary

Legacy Charter
Greenville County School District
Grades: K-10 Enrollment: 696
Principal: Virginia Burrows, Frank Powell, Ed Roman
Superintendent: Mr. Burke Royster
Board Chair: Mr. Roger Meek

PERFORMANCE

Comprehensive detail, including definitions of ratings, performance criteria, and explanations of status, is available on www.ed.sc.gov and www.eoc.sc.gov as well as school and school district websites. Printed versions are available from school districts upon request.

YEAR	ABSOLUTE RATING	GROWTH RATING	PALMETTO GOLD AND SILVER AWARD		ESEA/FEDERAL ACCOUNTABILITY RATING SYSTEM	
			General Performance	Closing the Gap	ESEA Grade	Accountability Indicator
2012	Below Average	Below Average	TBD	TBD	D	N/A
2011	At-Risk	At-Risk	N/A	N/A	Not Met	NI
2010	At-Risk	At-Risk	N/A	N/A	Not Met	N/A

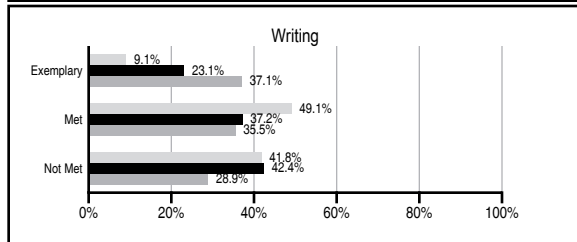
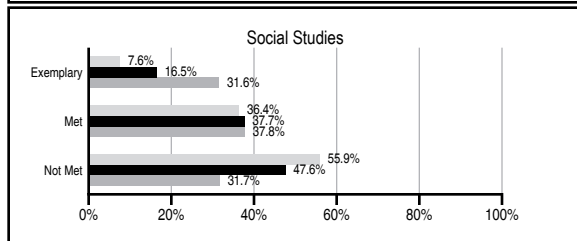
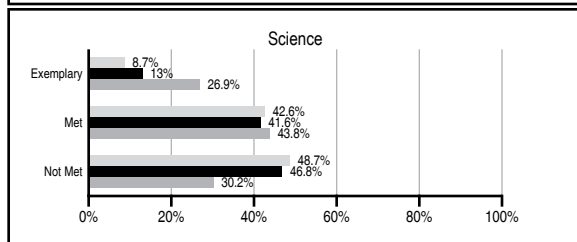
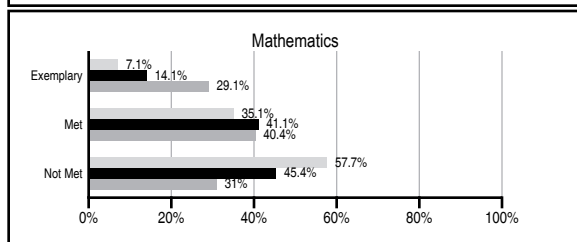
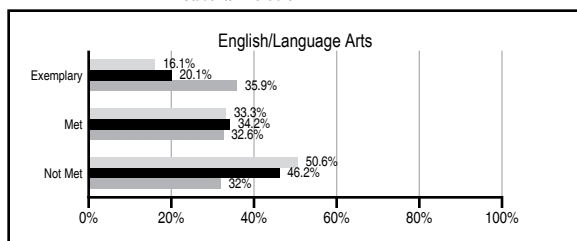
ABSOLUTE RATINGS OF MIDDLE SCHOOLS WITH STUDENTS LIKE OURS*

EXCELLENT	GOOD	AVERAGE	BELOW AVERAGE	AT-RISK
0	2	31	25	19

* Ratings are calculated with data available by 11/07/2012. Schools with Students Like Ours are Middle Schools with Poverty Indices of no more than 5% above or below the index for this school.

PASS PERFORMANCE


Our School Middle Schools with Students Like Ours Middle schools statewide




NAEP PERFORMANCE*

* Performance reported for SC and nation, data not available at school level. Percentages at NAEP Achievement Levels.


READING – GRADE 8 (2011)



MATH – GRADE 8 (2011)



SCIENCE – GRADE 8 (2009)



END OF COURSE TESTS - 2012

% of students scoring 70 or above on:	Our Middle School	Middle Schools with Students Like Ours
Algebra 1/Math for the Technologies 2	66.7	88.6
English 1	N/A	78.7
Physical Science	N/A	N/A
US History and the Constitution	N/A	N/A
All Subjects	66.7	87.1

SC PERFORMANCE VISION

By 2020 all students will graduate with the knowledge and skills necessary to compete successfully in the global economy, participate in a democratic society and contribute positively as members of families and communities.

Abbreviations Key

N/A Not Applicable N/AV Not Available N/C Not Collected N/R Not Reported I/S Insufficient Sample TBD To be determined

Legacy Charter [Greenville County School District]

SCHOOL PROFILE

	Our School	Change from Last Year	Middle Schools with Students Like Ours	Median Middle School
Students (n=696)				
Students enrolled in high school credit courses (grades 7 & 8)	13.7%	Up from 5.6%	14.8%	22.9%
Retention rate	1.3%	Up from 0.0%	1.0%	0.8%
Attendance rate	97.0%	Down from 97.7%	95.8%	96.2%
Served by gifted and talented program	N/AV	N/AV	N/AV	N/AV
With disabilities other than speech	N/AV	N/AV	N/AV	N/AV
Older than usual for grade	N/AV	N/AV	N/AV	N/AV
Out-of-school suspensions or expulsions for violent and/or criminal offenses	1.1%	Up from 0.0%	0.4%	0.5%
Annual dropout rate	0.0%	No Change	0.0%	0.0%
Teachers (n=52)				
Teachers with advanced degrees	40.4%	Down from 48.8%	60.2%	61.3%
Continuing contract teachers	N/AV	N/AV	N/AV	N/AV
Teachers returning from previous year	50.3%	Down from 60.1%	80.3%	86.7%
Teacher attendance rate	95.9%	Down from 96.7%	95.1%	95.2%
Average teacher salary*	\$38,022	Down 6.2%	\$44,193	\$46,422
Classes not taught by highly qualified teachers	17.5%	Up from 6.2%	3.4%	2.0%
Professional development days/teacher	14.5 days	Up from 11.3 days	9.2 days	10.0 days
School				
Principal's years at school	1.0	No Change	3.0	4.0
Student-teacher ratio in core subjects	17.0 to 1	Down from 20.3 to 1	19.7 to 1	22.0 to 1
Prime instructional time	92.5%	Down from 94.2%	89.6%	90.1%
Opportunities in the arts	Fair	No Change	Good	Good
SACS accreditation	Yes	No Change	Yes	Yes
Parents attending conferences	99.5%	Up from 96.6%	98.1%	98.8%
Character development program	Excellent	Up from At-Risk	Good	Good
Dollars spent per pupil**	\$5,021	N/A	\$8,917	\$7,245
Percent of expenditures for instruction**	53.0%	N/A	60.8%	63.1%
Percent of expenditures for teacher salaries**	46.9%	N/A	55.4%	60.9%
ESEA composite index score	64.5	N/A	69.3	88.1

* Length of contract = 185+ days.

** Prior year audited financial data available.

EVALUATION RESULTS

	Teachers	Students*	Parents*
Number of surveys returned	33	61	39
Percent satisfied with learning environment	50.0%	82.0%	75.7%
Percent satisfied with social and physical environment	63.6%	83.6%	81.6%
Percent satisfied with school-home relations	57.6%	85.2%	79.5%

*Only students at the highest middle school grade level at this school and their parents were included.

REPORT OF PRINCIPAL AND SCHOOL IMPROVEMENT COUNCIL

This year Legacy Charter has focused on our school-wide theme, "Constructing Our Legacy." We have continued to build on that theme all year as we watched our students, teachers, and parents come together committed in finding success for all children. This focus, along with our Health and Wellness Initiative, has guided our decisions to strengthen our college-bound Legacy Community. We have experienced many successes this year. We have constructed a new elementary school and a new front office area at our Parker Campus. December brought the opening of a Health and Fitness Facility. Our school has been honored with many donations from our 2012 Nation-Wide Library Book Event, new speakers systems, and chairs for student assemblies. Our teachers have also been honored with grants to provide needed supplies and support in their classrooms. Mrs. Laura Sorochak was awarded National Board Certification this year to join three other teachers and Mrs. Alzine Smith was chosen as our Reading Teacher of the Year. Mrs. Vivian Means and Mrs. Anita Sanders were chosen as our Teachers of the Year for 2012-2013. Our teachers pursue their own education to grow through masters programs, school-wide book clubs and multiple staff development opportunities with our Instr. Coaches and other presenters. Project Class from Houston, TX has trained and assisted with our school-wide social skills program to place our students and faculty on a common ground with consistent language to guide our children to show their Legacy Lion Pride. Our students have had just as many successes. Every 9 Weeks, Honor Students are presented with Gold Honor Polos to acknowledge their hard work and achievement. We now have very active Student Councils. Students serve on student safety patrol, planning committees, and as peer mentors. Our older students have been involved with basketball, cross country, debate team, soccer, cheerleading, and track. Daily PE as well as Strings, Percussion, and Chorus continue to be a constant focus in the lives of our lions. Our high school students strive to participate in our early college program, partnering with Greenville Tech to help students earn college credit in high school. All classes have focused on the individual needs of our children through differentiation and by reaching out to other school personnel, and partnering college students, to work in small groups. Technology, hands-on math, leveled libraries, science experiments, and a gardening program are helping lessons come to life and build personal connections with the children. All students have the opportunities for multiple Field Experiences and travels each year. PASS Preparation Academy on Saturdays, Summer School Programs, YMCA, and Morning PASS Teams expand studies outside the classrooms. Our PTSO has become integral parts of our leadership model and have assisted in the planning and the implementation of such activities as the Fall Festival, Spring Fling, Skate Nights, Chuck e Cheese Nights, Book Fairs, Santa Shops, Canned Food Drives, Pancake Breakfasts and keeping us focused on the needs of our children through building a strong Legacy family. Legacy Charter is a Title I School currently in its 2nd year of school improvement. With 9 out of 13 objectives met, we did not meet AYP in 2011; however, we are extremely proud that our lions continued to grow this past year. Our children are learning every day! Our pledge to our parents and our community is that Legacy Charter School will provide a positive learning environment that allows ALL children to achieve and reach their greatest college-bound potential.

Virginia Burrows, Frank Powell, and Kuterah Donald - Principals
William Brown -Board Chairman

Comprehensive detail, including definitions of ratings, performance criteria, and explanations of status, is available on www.ed.sc.gov and www.eoc.sc.gov as well as school and school district websites.

Printed versions are available from school districts upon request.

Abbreviations Key

N/A Not Applicable N/AV Not Available N/C Not Collected N/R Not Reported I/S Insufficient Sample TBD To be determined

NI Newly Identified CSI Continuing School Improvement CA Corrective Action RP Plan to Restructure R Restructure DELAY School Improvement Status HOLD School Improvement Status