

SC Annual School Report Card Summary

Langston Charter Middle School
Greenville County School District
Grades: 6-8 Enrollment: 449
Principal: Gregory Abel
Superintendent: Mr. Burke Royster
Board Chair: Mr. Roger Meek

PERFORMANCE

Comprehensive detail, including definitions of ratings, performance criteria, and explanations of status, is available on www.ed.sc.gov and www.eoc.sc.gov as well as school and school district websites. Printed versions are available from school districts upon request.

YEAR	ABSOLUTE RATING	GROWTH RATING	PALMETTO GOLD AND SILVER AWARD		ESEA/FEDERAL ACCOUNTABILITY RATING SYSTEM	
			General Performance	Closing the Gap	ESEA Grade	Accountability Indicator
2012	Excellent	Excellent	TBD	TBD	A	N/A
2011	Excellent	Excellent	Gold	N/A	Met	N/A
2010	Excellent	Excellent	Gold	N/A	Met	N/A

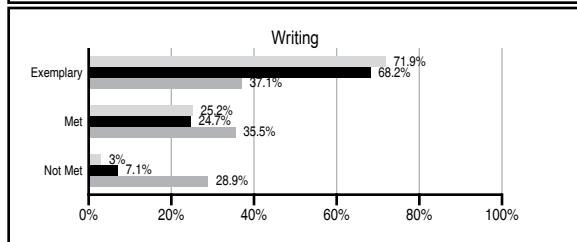
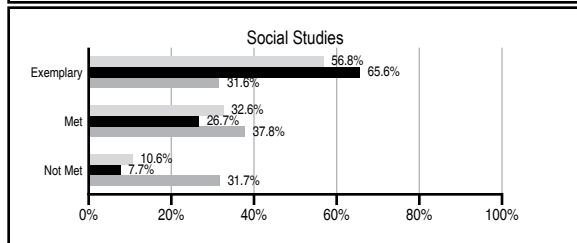
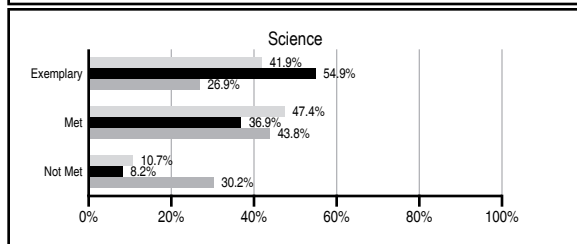
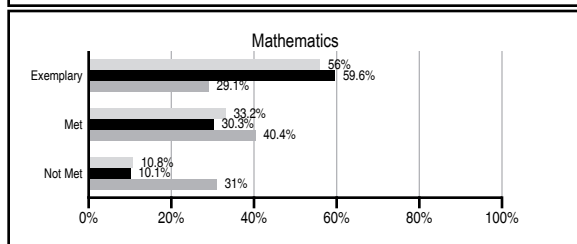
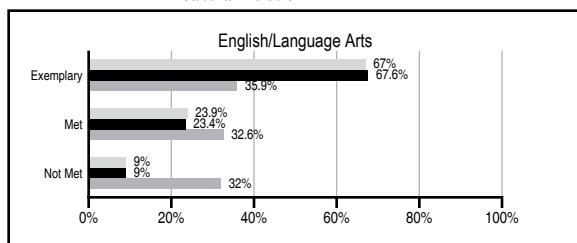
ABSOLUTE RATINGS OF MIDDLE SCHOOLS WITH STUDENTS LIKE OURS*

EXCELLENT	GOOD	AVERAGE	BELOW AVERAGE	AT-RISK
5	0	0	0	0

* Ratings are calculated with data available by 11/07/2012. Schools with Students Like Ours are Middle Schools with Poverty Indices of no more than 5% above or below the index for this school.

PASS PERFORMANCE


Our School Middle Schools with Students Like Ours Middle schools statewide



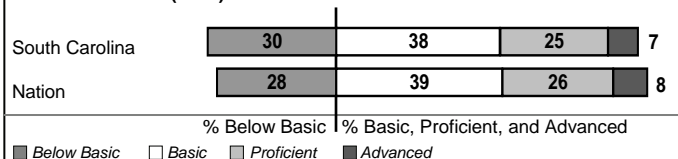
NAEP PERFORMANCE*

* Performance reported for SC and nation, data not available at school level. Percentages at NAEP Achievement Levels.


READING – GRADE 8 (2011)



MATH – GRADE 8 (2011)



SCIENCE – GRADE 8 (2009)



END OF COURSE TESTS - 2012

% of students scoring 70 or above on:	Our Middle School	Middle Schools with Students Like Ours
Algebra 1/Math for the Technologies 2	100.0	99.5
English 1	100.0	98.2
Physical Science	N/A	N/A
US History and the Constitution	N/A	N/A
All Subjects	100.0	98.6

SC PERFORMANCE VISION

By 2020 all students will graduate with the knowledge and skills necessary to compete successfully in the global economy, participate in a democratic society and contribute positively as members of families and communities.

Abbreviations Key

N/A Not Applicable N/AV Not Available N/C Not Collected N/R Not Reported I/S Insufficient Sample TBD To be determined

Langston Charter Middle School [Greenville County School District]

SCHOOL PROFILE

	Our School	Change from Last Year	Middle Schools with Students Like Ours	Median Middle School
Students (n=449)				
Students enrolled in high school credit courses (grades 7 & 8)	51.4%	Down from 54.0%	51.4%	22.9%
Retention rate	0.4%	Up from 0.0%	0.4%	0.8%
Attendance rate	97.7%	Up from 96.6%	97.1%	96.2%
Served by gifted and talented program	N/AV	N/AV	N/AV	N/AV
With disabilities other than speech	N/AV	N/AV	N/AV	N/AV
Older than usual for grade	N/AV	N/AV	N/AV	N/AV
Out-of-school suspensions or expulsions for violent and/or criminal offenses	0.0%	No Change	0.1%	0.5%
Annual dropout rate	0.0%	No Change	0.0%	0.0%
Teachers (n=25)				
Teachers with advanced degrees	68.0%	Down from 71.4%	63.8%	61.3%
Continuing contract teachers	N/AV	N/AV	N/AV	N/AV
Teachers returning from previous year	95.0%	Up from 90.5%	92.1%	86.7%
Teacher attendance rate	97.2%	Up from 96.9%	94.5%	95.2%
Average teacher salary*	\$42,230	Down 0.6%	\$47,476	\$46,422
Classes not taught by highly qualified teachers	4.8%	Down from 12.5%	2.7%	2.0%
Professional development days/teacher	7.8 days	Up from 7.3 days	7.4 days	10.0 days
School				
Principal's years at school	7.0	Up from 6.0	4.0	4.0
Student-teacher ratio in core subjects	28.1 to 1	Down from 32.0 to 1	23.4 to 1	22.0 to 1
Prime instructional time	94.6%	Up from 93.1%	90.7%	90.1%
Opportunities in the arts	Poor	No Change	Excellent	Good
SACS accreditation	Yes	No Change	Yes	Yes
Parents attending conferences	100.0%	No Change	100.0%	98.8%
Character development program	Average	No Change	Good	Good
Dollars spent per pupil**	\$4,963	Up 0.0%	\$5,858	\$7,245
Percent of expenditures for instruction**	63.0%	Down from 71.0%	64.4%	63.1%
Percent of expenditures for teacher salaries**	61.8%	Down from 69.1%	62.4%	60.9%
ESEA composite index score	100.0	N/A	95.9	88.1

* Length of contract = 185+ days.

** Prior year audited financial data available.

EVALUATION RESULTS

	Teachers	Students*	Parents*
Number of surveys returned	20	125	86
Percent satisfied with learning environment	100.0%	86.4%	96.4%
Percent satisfied with social and physical environment	100.0%	86.3%	96.5%
Percent satisfied with school-home relations	95.0%	95.2%	92.7%

*Only students at the highest middle school grade level at this school and their parents were included.

REPORT OF PRINCIPAL AND SCHOOL IMPROVEMENT COUNCIL

The mission of Langston Charter Middle School is to enrich and empower sixth, seventh, and eighth graders with personal responsibility and compassion for their community through single gender classes and innovative teacher, parent, and community collaborative learning. Langston Charter Middle School expects parental involvement in their child's academic, emotional, and social development. The school is named for a courageous young girl, Laodicea "Dicey" Langston, who, during the Revolutionary War, risked her life on several occasions in our country's fight for freedom. Her selfless acts and willingness to be involved exemplify the character traits that must exist in people if their community is to be a place of quality. Building on the legacy of people like Dicey Langston, our school encourages academic excellence in students while instilling the values of personal responsibility and accountability. Langston Charter Middle School opened on August 22, 2005. Standards for AYP have been met every year. Since our second year, we have had full enrollment with a waiting list. During the 11-12 school year, our 450 students contributed thousands of hours of service to local charitable organizations and activities. Students in all grades sharpened their leadership skills and won awards at the 2011 YMCA Youth in Government Conference in Columbia. Students were recognized for their performance at the 2012 YMCA Model UN Conference. Parent and community support continues to be outstanding. Well over 5500 volunteer hours were logged by parents at school or school-sponsored events. Leaders from local businesses and non-profit organizations brought their experiences and insight to our students through classroom visits and other presentations. Our parents consistently model leadership as they serve on our Board and contribute their energy and talents to school projects. Our teachers regularly attend professional development conferences focused on single gender education and continuous school improvement. Faculty members frequently present at conferences, sharing their experience and teaching strategies with colleagues from around the state and across the country. This year, teachers have worked with researchers from Wellesley University to study and document the effectiveness of single gender instruction. We strive to challenge all students at the highest possible academic level. 162 students earned high school credit for one or more of the following courses: Algebra I Honors, Geometry I Honors, English I Honors, and Spanish I. One hundred percent of our students in Algebra I and English I passed the state EOC exams. Langston was again awarded the Palmetto Gold Award for performance in 2011-2012. In July 2010, we moved into our third facility, finally achieving our goal of having a permanent home for the school. With 450 students this year, we have reached our desired maximum enrollment. Our vision is that Langston will be a replicable model for academic excellence, community service, and responsible leadership.

Gregory Abel, Principal
Lisa Stevens, Board Chairman

Comprehensive detail, including definitions of ratings, performance criteria, and explanations of status, is available on www.ed.sc.gov and www.eoc.sc.gov as well as school and school district websites.

Printed versions are available from school districts upon request.

Abbreviations Key

N/A Not Applicable N/AV Not Available N/C Not Collected N/R Not Reported I/S Insufficient Sample TBD To be determined

NI Newly Identified CSI Continuing School Improvement CA Corrective Action RP Plan to Restructure R Restructure DELAY School Improvement Status HOLD School Improvement Status