



SC Annual School Report Card Summary

Riverside Middle School
 Greenville County School District
 Grades: 6-8 Enrollment: 1,042
 Principal: Eric L. Williams
 Superintendent: Mr. Burke Royster
 Board Chair: Mr. Roger Meek

PERFORMANCE

Comprehensive detail, including definitions of ratings, performance criteria, and explanations of status, is available on www.ed.sc.gov and www.eoc.sc.gov as well as school and school district websites. Printed versions are available from school districts upon request.

YEAR	ABSOLUTE RATING	GROWTH RATING	PALMETTO GOLD AND SILVER AWARD		ESEA/FEDERAL ACCOUNTABILITY RATING SYSTEM	
			General Performance	Closing the Gap	ESEA Grade	Accountability Indicator
2012	Excellent	Excellent	TBD	TBD	A	N/A
2011	Excellent	Excellent	Gold	Silver	Not Met	N/A
2010	Excellent	Good	Gold	N/A	Not Met	N/A

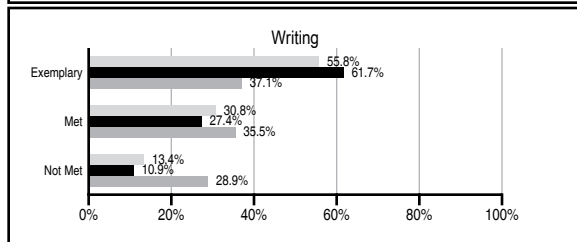
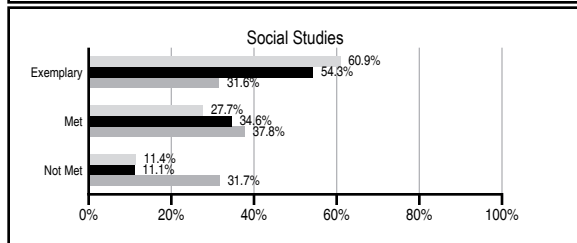
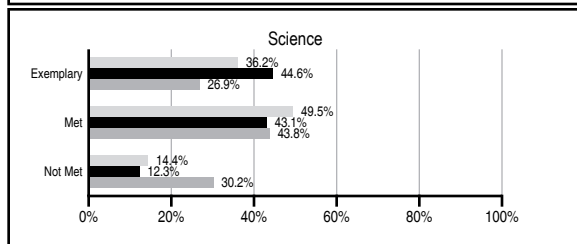
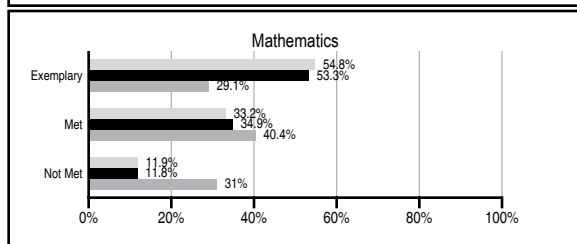
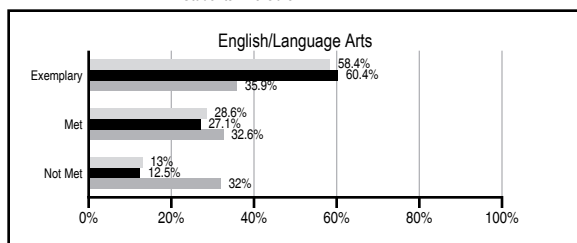
ABSOLUTE RATINGS OF MIDDLE SCHOOLS WITH STUDENTS LIKE OURS*

EXCELLENT	GOOD	AVERAGE	BELOW AVERAGE	AT-RISK
9	0	1	0	0

* Ratings are calculated with data available by 11/07/2012. Schools with Students Like Ours are Middle Schools with Poverty Indices of no more than 5% above or below the index for this school.

PASS PERFORMANCE


Our School Middle Schools with Students Like Ours Middle schools statewide




NAEP PERFORMANCE*

* Performance reported for SC and nation, data not available at school level. Percentages at NAEP Achievement Levels.


READING – GRADE 8 (2011)



MATH – GRADE 8 (2011)



SCIENCE – GRADE 8 (2009)



END OF COURSE TESTS - 2012

% of students scoring 70 or above on:	Our Middle School	Middle Schools with Students Like Ours
Algebra 1/Math for the Technologies 2	100.0	98.2
English 1	100.0	97.1
Physical Science	N/A	N/A
US History and the Constitution	N/A	N/A
All Subjects	100.0	97.6

SC PERFORMANCE VISION

By 2020 all students will graduate with the knowledge and skills necessary to compete successfully in the global economy, participate in a democratic society and contribute positively as members of families and communities.

Abbreviations Key

N/A Not Applicable N/AV Not Available N/C Not Collected N/R Not Reported I/S Insufficient Sample TBD To be determined

Riverside Middle School [Greenville County School District]

SCHOOL PROFILE

	Our School	Change from Last Year	Middle Schools with Students Like Ours	Median Middle School
Students (n=1,042)				
Students enrolled in high school credit courses (grades 7 & 8)	50.1%	Down from 72.9%	23.9%	22.9%
Retention rate	0.1%	Up from 0.0%	0.2%	0.8%
Attendance rate	97.2%	Up from 97.0%	97.0%	96.2%
Served by gifted and talented program	N/AV	N/AV	N/AV	N/AV
With disabilities other than speech	N/AV	N/AV	N/AV	N/AV
Older than usual for grade	N/AV	N/AV	N/AV	N/AV
Out-of-school suspensions or expulsions for violent and/or criminal offenses	0.5%	Down from 0.6%	0.3%	0.5%
Annual dropout rate	0.0%	No Change	0.0%	0.0%
Teachers (n=56)				
Teachers with advanced degrees	69.6%	Up from 66.7%	56.7%	61.3%
Continuing contract teachers	N/AV	N/AV	N/AV	N/AV
Teachers returning from previous year	93.7%	Up from 89.5%	91.5%	86.7%
Teacher attendance rate	94.4%	Down from 94.9%	95.3%	95.2%
Average teacher salary*	\$49,469	Up 1.6%	\$48,579	\$46,422
Classes not taught by highly qualified teachers	0.4%	Up from 0.0%	0.5%	2.0%
Professional development days/teacher	10.5 days	Down from 11.8 days	9.7 days	10.0 days
School				
Principal's years at school	1.0	Down from 7.0	1.0	4.0
Student-teacher ratio in core subjects	25.0 to 1	Down from 26.7 to 1	24.2 to 1	22.0 to 1
Prime instructional time	91.0%	Down from 92.0%	91.2%	90.1%
Opportunities in the arts	Excellent	No Change	Excellent	Good
SACS accreditation	Yes	No Change	Yes	Yes
Parents attending conferences	99.3%	Up from 97.1%	99.9%	98.8%
Character development program	Good	No Change	Excellent	Good
Dollars spent per pupil**	\$5,440	Down 7.5%	\$6,414	\$7,245
Percent of expenditures for instruction**	62.8%	Down from 63.1%	64.2%	63.1%
Percent of expenditures for teacher salaries**	61.9%	Down from 62.2%	63.2%	60.9%
ESEA composite index score	92.2	N/A	92.2	88.1

* Length of contract = 185+ days.

** Prior year audited financial data available.

EVALUATION RESULTS

	Teachers	Students*	Parents*
Number of surveys returned	41	316	111
Percent satisfied with learning environment	100.0%	86.3%	90.9%
Percent satisfied with social and physical environment	100.0%	84.8%	88.1%
Percent satisfied with school-home relations	100.0%	89.9%	79.3%

*Only students at the highest middle school grade level at this school and their parents were included.

REPORT OF PRINCIPAL AND SCHOOL IMPROVEMENT COUNCIL

Riverside Middle School, with its dedication to teamwork has consistently served its community of learners as one of the premier middle schools in the state. We do this by maintaining a rigorous curriculum and a strong relationship among school, home, and community. In 2010 we were named a Palmetto's Finest School, a Palmetto Gold Winner and a Red Carpet Award School. Additionally, we have been an Exemplary Writing Award School for the last thirteen years and were named a PTA Parent Involvement School of Excellence in 2004. Most recently, in 2010 we achieved an Excellent/Excellent rating on the school report card demonstrating that our focus on academic rigor and improved communication with the home and community is having positive impacts on student achievement. We are particularly proud of our School Report Card ratings considering the fact that our school is already significantly above the district and state average in PASS and MAP testing. This is an indication that we are constantly striving to improve. We not only excel academically, but we also have strong art, club, and athletic programs. Our students consistently achieve top prizes and awards in band, strings, chorus, and art classes. Our art programs are represented in all county, all state, and all region performances as well as through the district anti-drug calendar where students from Riverside Middle consistently have work chosen for the annual calendar. We claim top prizes through our clubs as well, most notably through our National Junior Beta Club, math club and Model United Nations program. At Riverside Middle, our mission states that through cooperation with the home and community, we will provide opportunities which prepare students intellectually, socially, emotionally and physically to become productive and responsible members of society. We strive to educate students to be well-rounded and to place excellence as their primary goal in all their endeavors, whether it is academically or through their extra curricular activities. Furthermore, we fully appreciate the power of having a strong school to home and community relationship. We work to communicate via monthly newsletters, automated phone calls to each home, teacher websites, email blasts as well as school and PTSA websites. We host many functions aimed at drawing the community closer together. We are especially proud of our Breakfast with moms, Breakfast with dads, PTSA Family Fun Night, and IMove (5k run) programs. We realize that resting on our previous achievements undermines continued growth and excellence. This is why we make use of the Making Middle Grades Work model and parent organizations such as the School Improvement Council to continuously strive towards school improvement. We understand that including parents and community leaders as part of our continued improvement is needed to maintain our level of excellence. We consider it a privilege to work with our students and families.

Principal – Eric Williams
Chair – Jeff Jenkins

SIC

Comprehensive detail, including definitions of ratings, performance criteria, and explanations of status, is available on www.ed.sc.gov and www.eoc.sc.gov as well as school and school district websites.

Printed versions are available from school districts upon request.

Abbreviations Key

N/A Not Applicable N/AV Not Available N/C Not Collected N/R Not Reported I/S Insufficient Sample TBD To be determined

NI Newly Identified CSI Continuing School Improvement CA Corrective Action RP Plan to Restructure R Restructure DELAY School Improvement Status HOLD School Improvement Status