



SC Annual School Report Card Summary

Blue Ridge Middle School
 Greenville County School District
 Grades: 6-8 Enrollment: 987
 Principal: Becky Greene
 Superintendent: Mr. Burke Royster
 Board Chair: Mr. Roger Meek

PERFORMANCE

Comprehensive detail, including definitions of ratings, performance criteria, and explanations of status, is available on www.ed.sc.gov and www.eoc.sc.gov as well as school and school district websites. Printed versions are available from school districts upon request.

YEAR	ABSOLUTE RATING	GROWTH RATING	PALMETTO GOLD AND SILVER AWARD		ESEA/FEDERAL ACCOUNTABILITY RATING SYSTEM	
			General Performance	Closing the Gap	ESEA Grade	Accountability Indicator
2012	Good	Good	TBD	TBD	B	N/A
2011	Good	Excellent	Gold	N/A	Not Met	N/A
2010	Average	Good	Silver	N/A	Met	N/A

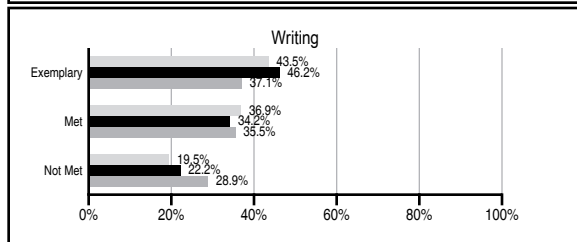
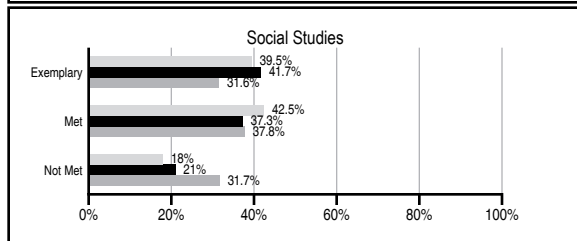
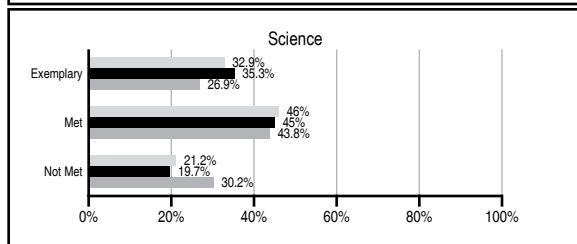
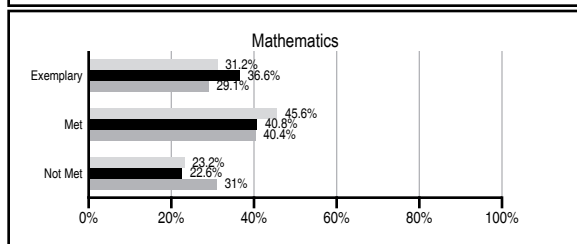
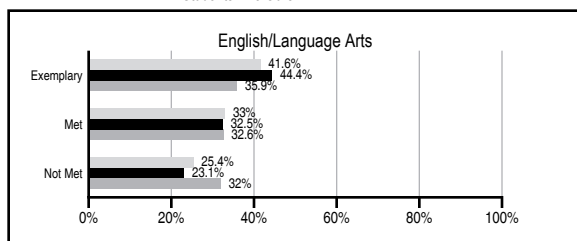
ABSOLUTE RATINGS OF MIDDLE SCHOOLS WITH STUDENTS LIKE OURS*

EXCELLENT	GOOD	AVERAGE	BELOW AVERAGE	AT-RISK
20	15	6	0	1

* Ratings are calculated with data available by 11/07/2012. Schools with Students Like Ours are Middle Schools with Poverty Indices of no more than 5% above or below the index for this school.

PASS PERFORMANCE


Our School Middle Schools with Students Like Ours Middle schools statewide




NAEP PERFORMANCE*

* Performance reported for SC and nation, data not available at school level. Percentages at NAEP Achievement Levels.


READING – GRADE 8 (2011)



MATH – GRADE 8 (2011)



SCIENCE – GRADE 8 (2009)



END OF COURSE TESTS - 2012

% of students scoring 70 or above on:	Our Middle School	Middle Schools with Students Like Ours
Algebra 1/Math for the Technologies 2	100.0	97.9
English 1	100.0	93.0
Physical Science	N/A	N/A
US History and the Constitution	N/A	9
All Subjects	100.0	94.8

SC PERFORMANCE VISION

By 2020 all students will graduate with the knowledge and skills necessary to compete successfully in the global economy, participate in a democratic society and contribute positively as members of families and communities.

Abbreviations Key

N/A Not Applicable N/AV Not Available N/C Not Collected N/R Not Reported I/S Insufficient Sample TBD To be determined

Blue Ridge Middle School [Greenville County School District]

SCHOOL PROFILE

	Our School	Change from Last Year	Middle Schools with Students Like Ours	Median Middle School
Students (n=987)				
Students enrolled in high school credit courses (grades 7 & 8)	19.9%	Down from 21.1%	28.3%	22.9%
Retention rate	0.5%	Up from 0.0%	0.8%	0.8%
Attendance rate	96.8%	Up from 96.2%	96.6%	96.2%
Served by gifted and talented program	N/AV	N/AV	N/AV	N/AV
With disabilities other than speech	N/AV	N/AV	N/AV	N/AV
Older than usual for grade	N/AV	N/AV	N/AV	N/AV
Out-of-school suspensions or expulsions for violent and/or criminal offenses	0.4%	No Change	0.3%	0.5%
Annual dropout rate	0.0%	No Change	0.0%	0.0%
Teachers (n=51)				
Teachers with advanced degrees	74.5%	Up from 74.0%	63.5%	61.3%
Continuing contract teachers	N/AV	N/AV	N/AV	N/AV
Teachers returning from previous year	96.1%	Up from 94.6%	89.1%	86.7%
Teacher attendance rate	92.3%	Down from 93.4%	95.2%	95.2%
Average teacher salary*	\$50,241	Up 2.4%	\$47,604	\$46,422
Classes not taught by highly qualified teachers	0.5%	Up from 0.0%	1.9%	2.0%
Professional development days/teacher	0.9 days	Down from 6.5 days	10.4 days	10.0 days
School				
Principal's years at school	5.0	Up from 4.0	5.0	4.0
Student-teacher ratio in core subjects	26.6 to 1	Up from 25.8 to 1	23.5 to 1	22.0 to 1
Prime instructional time	88.5%	Down from 90.4%	91.1%	90.1%
Opportunities in the arts	Good	No Change	Excellent	Good
SACS accreditation	Yes	No Change	Yes	Yes
Parents attending conferences	100.0%	No Change	98.8%	98.8%
Character development program	Good	No Change	Excellent	Good
Dollars spent per pupil**	\$5,708	Down 4.2%	\$7,025	\$7,245
Percent of expenditures for instruction**	63.6%	Down from 64.7%	63.2%	63.1%
Percent of expenditures for teacher salaries**	62.9%	Down from 63.8%	62.0%	60.9%
ESEA composite index score	88.8	N/A	91.8	88.1

* Length of contract = 185+ days.

** Prior year audited financial data available.

EVALUATION RESULTS

	Teachers	Students*	Parents*
Number of surveys returned	53	320	117
Percent satisfied with learning environment	98.0%	77.4%	83.5%
Percent satisfied with social and physical environment	100.0%	79.2%	77.8%
Percent satisfied with school-home relations	94.3%	84.8%	80.9%

*Only students at the highest middle school grade level at this school and their parents were included.

REPORT OF PRINCIPAL AND SCHOOL IMPROVEMENT COUNCIL

Blue Ridge Middle School is located on Tyger Bridge Road at the foot of Glassy Mountain near North Greenville University. This is considered a rural school. The one story facility has an auditorium, cafeteria, media center, nine science labs, and three computer labs.

Mission, Vision & Beliefs -The stakeholders of Blue Ridge Middle School collaborated in the creation of the school's Mission. The school's mission statement of Reaching, Teaching, and Inspiring reflects the desire to reach all students, teach all students, and inspire all students. Student Achievement- Test results continue to increase at Blue Ridge Middle with our efforts resulting in attaining the State Gold Award for 2011-2012 for increased student achievement. For example, the percentage of students who met the standard in 8th grade social studies was 90.3%, with 60.6 % of student scoring exemplary. Although we have made great strides, we still have areas that need improvement. The faculty analyzed our data results to determine that we would set goals to increase student achievement in research skills and math measurement standards. For the year 2012-2013, we will be investigating the link between poverty and student achievement to better understand how we will help the unmotivated student. Writing across the curriculum will also be a focus.

Accomplishments

Academic Team:

In 2011-12 we won the regional Battle of Brains. The team competed in the National Academic Quiz Bowl in Chicago June 2012.

Beta Club:

2011 State Convention: Quiz Bowl, 2nd place; Cross Stitch, 2nd place; Watercolors, 3rd place; Sculpture, 3rd place

Performance Awards:

The Palmetto Gold and Silver Awards program recognizes schools that attain high levels of absolute performance and growth. Blue Ridge Middle School earned state recognition by earning a Silver Award in 2009-2010 and a Gold Award in 2011-2012 in the area of General Performance.

"Best of the Web" SILVER Award, 2010-2011

Fine Arts:

Art: 2011 Greenville County Middle School Art Show - 3-D art: 2nd place and Honorable Mention; Drawing: 3rd place and Honorable Mention; Mixed Media: Honorable Mention; Photography: 1st place and 2nd place; Painting: 3rd place; Textiles/Fiber design: 3rd place

Band:2011 -5 students named to all-region band, 2 students in all-state band, 5 students in all-county band
Chorus: 2011 University of South Carolina Middle School Honor Choir participants

Spring Sing- 36 participants, 2012

Strings: 2011 All-Region and Junior GCYO and participation in the Greenville County Chamber Orchestra.

Becky Greene, Principal
Leann Corbin, SIC Chair

Comprehensive detail, including definitions of ratings, performance criteria, and explanations of status, is available on www.ed.sc.gov and www.eoc.sc.gov as well as school and school district websites.

Printed versions are available from school districts upon request.

Abbreviations Key

N/A Not Applicable N/AV Not Available N/C Not Collected N/R Not Reported I/S Insufficient Sample TBD To be determined

NI Newly Identified CSI Continuing School Improvement CA Corrective Action RP Plan to Restructure R Restructure DELAY School Improvement Status HOLD School Improvement Status