

SC Annual School Report Card Summary

Sevier Middle School
 Greenville County School District
 Grades: 6-8 Enrollment: 614
 Principal: Karen M. Kapp
 Superintendent: Mr. Burke Royster
 Board Chair: Mr. Roger Meek

PERFORMANCE

Comprehensive detail, including definitions of ratings, performance criteria, and explanations of status, is available on www.ed.sc.gov and www.eoc.sc.gov as well as school and school district websites. Printed versions are available from school districts upon request.

YEAR	ABSOLUTE RATING	GROWTH RATING	PALMETTO GOLD AND SILVER AWARD		ESEA/FEDERAL ACCOUNTABILITY RATING SYSTEM	
			General Performance	Closing the Gap	ESEA Grade	Accountability Indicator
2012	Average	Good	TBD	TBD	B	N/A
2011	Average	Average	Silver	N/A	Not Met	N/A
2010	Average	Good	Silver	N/A	Not Met	N/A

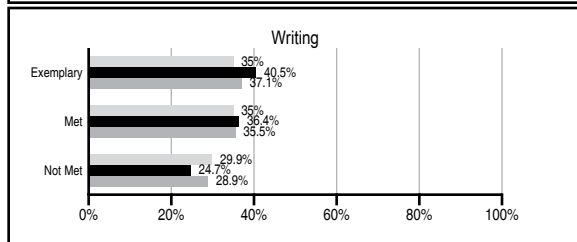
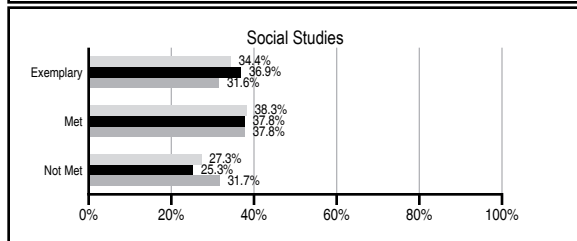
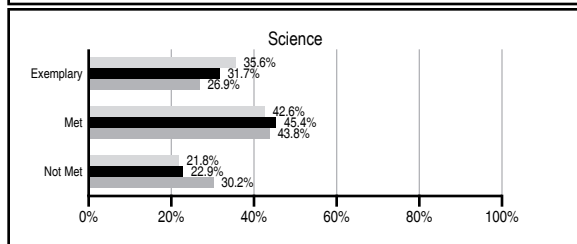
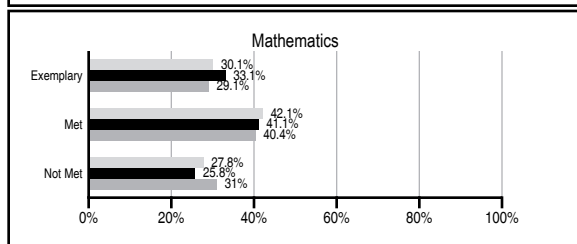
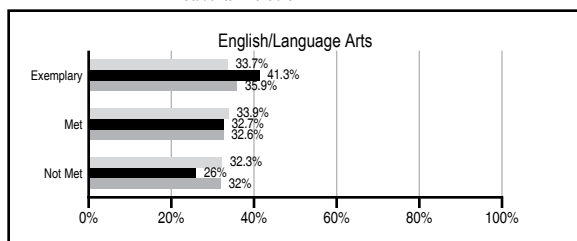
ABSOLUTE RATINGS OF MIDDLE SCHOOLS WITH STUDENTS LIKE OURS*

EXCELLENT	GOOD	AVERAGE	BELOW AVERAGE	AT-RISK
13	21	16	0	1

* Ratings are calculated with data available by 11/07/2012. Schools with Students Like Ours are Middle Schools with Poverty Indices of no more than 5% above or below the index for this school.

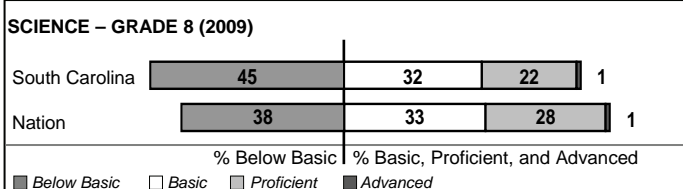


PASS PERFORMANCE

Our School Middle Schools with Students Like Ours Middle schools statewide



NAEP PERFORMANCE*

* Performance reported for SC and nation, data not available at school level. Percentages at NAEP Achievement Levels.



END OF COURSE TESTS - 2012

% of students scoring 70 or above on:	Our Middle School	Middle Schools with Students Like Ours
Algebra 1/Math for the Technologies 2	100.0	97.6
English 1	98.0	87.7
Physical Science	N/A	N/A
US History and the Constitution	N/A	N/A
All Subjects	98.7	95.1

SC PERFORMANCE VISION

By 2020 all students will graduate with the knowledge and skills necessary to compete successfully in the global economy, participate in a democratic society and contribute positively as members of families and communities.

Abbreviations Key

N/A Not Applicable N/AV Not Available N/C Not Collected N/R Not Reported I/S Insufficient Sample TBD To be determined

Sevier Middle School [Greenville County School District]

SCHOOL PROFILE

	Our School	Change from Last Year	Middle Schools with Students Like Ours	Median Middle School
Students (n=614)				
Students enrolled in high school credit courses (grades 7 & 8)	14.4%	Down from 16.1%	29.4%	22.9%
Retention rate	1.5%	Down from 2.8%	0.7%	0.8%
Attendance rate	96.9%	Up from 95.4%	96.3%	96.2%
Served by gifted and talented program	N/AV	N/AV	N/AV	N/AV
With disabilities other than speech	N/AV	N/AV	N/AV	N/AV
Older than usual for grade	N/AV	N/AV	N/AV	N/AV
Out-of-school suspensions or expulsions for violent and/or criminal offenses	0.2%	Up from 0.0%	0.8%	0.5%
Annual dropout rate	0.0%	No Change	0.0%	0.0%
Teachers (n=37)				
Teachers with advanced degrees	59.5%	Down from 64.5%	60.8%	61.3%
Continuing contract teachers	N/AV	N/AV	N/AV	N/AV
Teachers returning from previous year	88.2%	Up from 85.4%	88.2%	86.7%
Teacher attendance rate	93.9%	Down from 94.1%	95.2%	95.2%
Average teacher salary*	\$44,547	Down 3.1%	\$46,832	\$46,422
Classes not taught by highly qualified teachers	0.6%	Up from 0.0%	1.3%	2.0%
Professional development days/teacher	13.0 days	Up from 11.3 days	11.4 days	10.0 days
School				
Principal's years at school	6.0	Up from 5.0	3.0	4.0
Student-teacher ratio in core subjects	27.5 to 1	Up from 26.9 to 1	23.7 to 1	22.0 to 1
Prime instructional time	90.0%	Up from 89.0%	90.2%	90.1%
Opportunities in the arts	Good	No Change	Good	Good
SACS accreditation	Yes	No Change	Yes	Yes
Parents attending conferences	99.9%	Down from 100.0%	98.1%	98.8%
Character development program	Average	Down from Excellent	Good	Good
Dollars spent per pupil**	\$6,286	Down 14.6%	\$7,085	\$7,245
Percent of expenditures for instruction**	60.9%	Down from 61.2%	63.5%	63.1%
Percent of expenditures for teacher salaries**	60.1%	Up from 59.7%	61.5%	60.9%
ESEA composite index score	82.9	N/A	89.3	88.1

* Length of contract = 185+ days.

** Prior year audited financial data available.

EVALUATION RESULTS

	Teachers	Students*	Parents*
Number of surveys returned	41	174	96
Percent satisfied with learning environment	92.7%	69.0%	73.6%
Percent satisfied with social and physical environment	95.1%	76.5%	77.9%
Percent satisfied with school-home relations	87.8%	76.6%	72.5%

*Only students at the highest middle school grade level at this school and their parents were included.

REPORT OF PRINCIPAL AND SCHOOL IMPROVEMENT COUNCIL

The 2011-2012 school year ended with much to celebrate. With partial restoration of budgetary funds from the prior school year, we stabilized the academic schedule and teachers were assigned to the areas of their greatest strength. With a number of new faces on staff, the energy and commitment to growth for students and teachers alike was a catalyst for achievement throughout the building. As PASS scores arrived in the summer, we were pleased to see improved performance for so many of our students and overall gains in every content area. Students are working hard to develop college preparatory literacy skills – the ability to read closely and interpret text for deep meaning, and to identify evidence to support an opinion or academic argument. Students write in response to a variety of material, often synthesizing the major points of several sources. These skills are taught and used across the curriculum. As we move closer to implementation of Common Core State Standards, we will deepen the use of these strategies and others that immerse students in real-world problems and collaborative learning -- instruction that will integrate academic skills with those needed to be college and career ready after high school. Balancing a strong focus on excellence in the classroom, our extracurricular programs provided leadership and talent development, and offer many occasions for families to enjoy school together. Four of our athletic teams made tournament play, and Girls Basketball and Baseball achieved region championships. Numerous students placed in area arts contests performed in county wide musical events. We started this school year with the school wide adoption of Positive Behavior Intervention and Support (PBIS). This system of management, discipline, and incentive has helped us to solidify productive relationships with students as we work toward a school climate that fosters the success of each student. Our program motto is "Falcons that Fly with Respect, Integrity, and Responsibility Achieve Excellence". Make sure you commend your own sons and daughters for their development of these important principles. As we move forward into a deepening curriculum, while navigating the expected changes and growth in our children, know that Sevier staff and community partners appreciate all that parents do to encourage students to do well in school. Consistent attendance, preparation for each school day, and on-going communication are all very important to our success at Sevier. Thank you for your continuing support and for the talented and energetic children you send our way every day.

Karen Joseph, SIC Chair
Karen M. Kapp, Principal

Comprehensive detail, including definitions of ratings, performance criteria, and explanations of status, is available on www.ed.sc.gov and www.eoc.sc.gov as well as school and school district websites.

Printed versions are available from school districts upon request.

Abbreviations Key

N/A Not Applicable N/AV Not Available N/C Not Collected N/R Not Reported I/S Insufficient Sample TBD To be determined

NI Newly Identified CSI Continuing School Improvement CA Corrective Action RP Plan to Restructure R Restructure DELAY School Improvement Status HOLD School Improvement Status