



SC Annual School Report Card Summary

Greer Middle IB School
 Greenville County School District
 Grades: 6-8 Enrollment: 884
 Principal: Scott Rhymer
 Superintendent: Mr. Burke Royster
 Board Chair: Mr. Roger Meek

PERFORMANCE

Comprehensive detail, including definitions of ratings, performance criteria, and explanations of status, is available on www.ed.sc.gov and www.eoc.sc.gov as well as school and school district websites. Printed versions are available from school districts upon request.

YEAR	ABSOLUTE RATING	GROWTH RATING	PALMETTO GOLD AND SILVER AWARD		ESEA/FEDERAL ACCOUNTABILITY RATING SYSTEM	
			General Performance	Closing the Gap	ESEA Grade	Accountability Indicator
2012	Good	Good	TBD	TBD	B	N/A
2011	Average	Good	Silver	N/A	Not Met	N/A
2010	Average	Average	N/A	N/A	Not Met	N/A

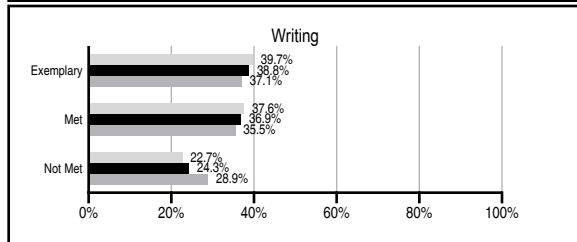
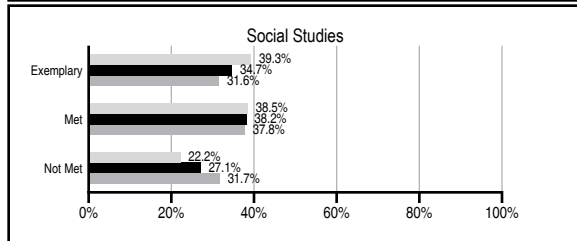
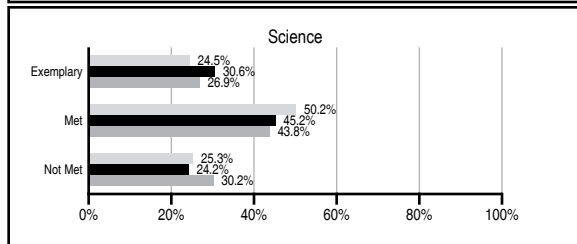
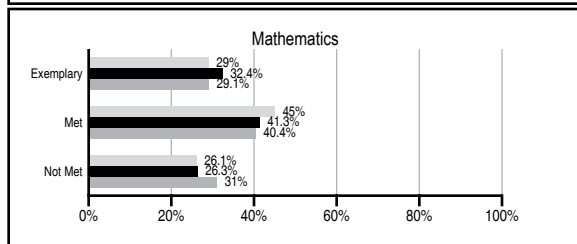
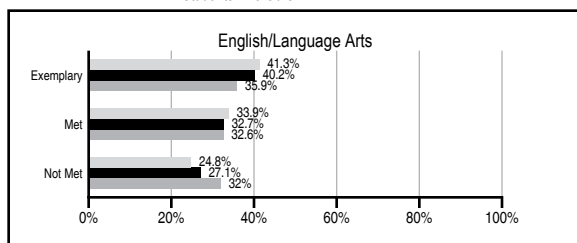
ABSOLUTE RATINGS OF MIDDLE SCHOOLS WITH STUDENTS LIKE OURS*

EXCELLENT	GOOD	AVERAGE	BELOW AVERAGE	AT-RISK
8	23	22	0	0

* Ratings are calculated with data available by 11/07/2012. Schools with Students Like Ours are Middle Schools with Poverty Indices of no more than 5% above or below the index for this school.

PASS PERFORMANCE


Our School Middle Schools with Students Like Ours Middle schools statewide




NAEP PERFORMANCE*

* Performance reported for SC and nation, data not available at school level. Percentages at NAEP Achievement Levels.


READING – GRADE 8 (2011)



MATH – GRADE 8 (2011)



SCIENCE – GRADE 8 (2009)



END OF COURSE TESTS - 2012

% of students scoring 70 or above on:	Our Middle School	Middle Schools with Students Like Ours
Algebra 1/Math for the Technologies 2	100.0	97.3
English 1	100.0	91.1
Physical Science	N/A	N/A
US History and the Constitution	N/A	N/A
All Subjects	100.0	96.6

SC PERFORMANCE VISION

By 2020 all students will graduate with the knowledge and skills necessary to compete successfully in the global economy, participate in a democratic society and contribute positively as members of families and communities.

Abbreviations Key

N/A Not Applicable N/AV Not Available N/C Not Collected N/R Not Reported I/S Insufficient Sample TBD To be determined

Greer Middle IB School
[Greenville County School District]

SCHOOL PROFILE

	Our School	Change from Last Year	Middle Schools with Students Like Ours	Median Middle School
Students (n=884)				
Students enrolled in high school credit courses (grades 7 & 8)	37.9%	Up from 30.7%	34.2%	22.9%
Retention rate	0.0%	Down from 0.1%	0.7%	0.8%
Attendance rate	96.2%	Up from 96.1%	96.2%	96.2%
Served by gifted and talented program	N/AV	N/AV	N/AV	N/AV
With disabilities other than speech	N/AV	N/AV	N/AV	N/AV
Older than usual for grade	N/AV	N/AV	N/AV	N/AV
Out-of-school suspensions or expulsions for violent and/or criminal offenses	2.6%	Up from 1.0%	0.8%	0.5%
Annual dropout rate	0.0%	No Change	0.0%	0.0%
Teachers (n=52)				
Teachers with advanced degrees	65.4%	Up from 61.5%	61.9%	61.3%
Continuing contract teachers	N/AV	N/AV	N/AV	N/AV
Teachers returning from previous year	92.8%	Up from 91.1%	88.6%	86.7%
Teacher attendance rate	95.4%	Up from 94.1%	95.2%	95.2%
Average teacher salary*	\$47,362	Up 1.5%	\$47,022	\$46,422
Classes not taught by highly qualified teachers	0.0%	Down from 0.4%	0.9%	2.0%
Professional development days/teacher	11.1 days	Up from 10.8 days	10.5 days	10.0 days
School				
Principal's years at school	4.0	Up from 3.0	4.0	4.0
Student-teacher ratio in core subjects	23.6 to 1	Down from 24.5 to 1	23.0 to 1	22.0 to 1
Prime instructional time	90.8%	Down from 91.5%	90.0%	90.1%
Opportunities in the arts	Good	No Change	Good	Good
SACS accreditation	Yes	No Change	Yes	Yes
Parents attending conferences	98.1%	Down from 99.4%	97.9%	98.8%
Character development program	Average	No Change	Good	Good
Dollars spent per pupil**	\$5,634	Down 5.8%	\$7,078	\$7,245
Percent of expenditures for instruction**	64.1%	Up from 63.7%	64.1%	63.1%
Percent of expenditures for teacher salaries**	63.5%	Up from 62.7%	61.7%	60.9%
ESEA composite index score	89.3	N/A	88.1	88.1

* Length of contract = 185+ days.

** Prior year audited financial data available.

EVALUATION RESULTS

	Teachers	Students*	Parents*
Number of surveys returned	60	282	242
Percent satisfied with learning environment	95.0%	75.8%	80.9%
Percent satisfied with social and physical environment	96.7%	77.9%	76.9%
Percent satisfied with school-home relations	95.0%	88.6%	76.9%

*Only students at the highest middle school grade level at this school and their parents were included.

**REPORT OF PRINCIPAL AND
SCHOOL IMPROVEMENT COUNCIL**

Greer Middle International Baccalaureate School's Mission is to empower students to become independent, productive learners, who exemplify good character in an increasingly global society. During the 2011-2012 school year, 220 students earned High School credit in English I, Algebra I, Geometry, Keyboarding, and Spanish I. Extracurricular activities for GMS students include seven middle school sports teams with some GMS students participating in High School athletics. Greer Middle students also had visual and performing arts opportunities, an academic team, dance team, and intramurals. The GMS "Battle of the Brains" Academic Team competed with middle schools all over the Upstate of South Carolina. GMS students logged over 3,000 hours of community service in and around Greer during the school year. Our students continue to increase their academic success inside the classroom. For the 4th straight year, our Measure of Academic Progress (MAP) scores increased in all three grade levels. All of our faculty members are highly qualified, and they continue to seek advanced degrees. As an International Baccalaureate school, students and teachers participate in programs such as Model United Nations and the GMS Ambassadors program, which trains students to be leaders. Our Career Development Facilitator arranged over 77 classroom speakers and 7 extended learning opportunities (off-site and virtual) linking the classroom to careers from 34 new business partnerships in the Greer/Greenville area. Over 324 total volunteer hours for career-related classroom speakers took place during the year. The cooperative efforts of the staff, PTSA, and SIC increased our parental involvement opportunities. Some of the parental involvement opportunities included: 6th Grade Orientation, 7th/8th Grade Orientation, Washington DC Parent Meeting, PTSA Open House, GMS Book Fair, Night at the Museum, Algebra I Night, Bring Dads To Lunch, Bring Moms To Lunch, Goodies For Grands, Bring Grandparents To Lunch, Miss GMS Pageant, Ambassador Reception Night, Ambassador End Of Year Luncheon, Talent Show, Fall/Spring concerts in Strings and Band, Celebration of Excellence, and Black and Gold Day. Greer Christian Learning Center provides opportunities to a total of over 510 students on a weekly basis for release time activities, which are requested by parents and supported by our community. Every academic class has an interactive Promethean Board in the classroom to increase student participation in learning. The school culture and climate of Greer Middle School is regarded as safe and friendly with a high rate of student, parent, and staff satisfaction with the school environment. Greer Middle IB School follows a model of high expectations and continuous improvement as we strive to be on the cutting edge of student achievement.

Scott Rhymer, Principal
SIC Chairperson

Vivian Jensen,

Comprehensive detail, including definitions of ratings, performance criteria, and explanations of status, is available on www.ed.sc.gov and www.eoc.sc.gov as well as school and school district websites.

Printed versions are available from school districts upon request.

Abbreviations Key

N/A Not Applicable N/AV Not Available N/C Not Collected N/R Not Reported I/S Insufficient Sample TBD To be determined

NI Newly Identified CSI Continuing School Improvement CA Corrective Action RP Plan to Restructure R Restructure DELAY School Improvement Status HOLD School Improvement Status