

SC Annual School Report Card Summary

Greenville Middle School
Greenville County School District
Grades: 6-8 Enrollment: 813
Principal: Robert L. Palmer
Superintendent: Mr. Burke Royster
Board Chair: Mr. Roger Meek

PERFORMANCE

Comprehensive detail, including definitions of ratings, performance criteria, and explanations of status, is available on www.ed.sc.gov and www.eoc.sc.gov as well as school and school district websites. Printed versions are available from school districts upon request.

YEAR	ABSOLUTE RATING	GROWTH RATING	PALMETTO GOLD AND SILVER AWARD		ESEA/FEDERAL ACCOUNTABILITY RATING SYSTEM	
			General Performance	Closing the Gap	ESEA Grade	Accountability Indicator
2012	Excellent	Excellent	TBD	TBD	A	N/A
2011	Excellent	Good	Gold	N/A	Not Met	N/A
2010	Good	Good	Silver	N/A	Met	N/A

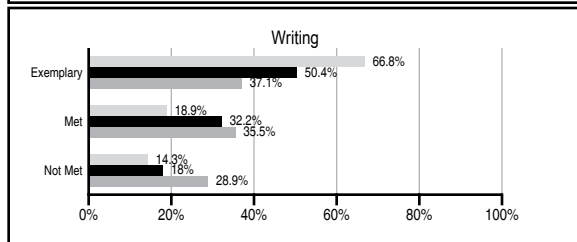
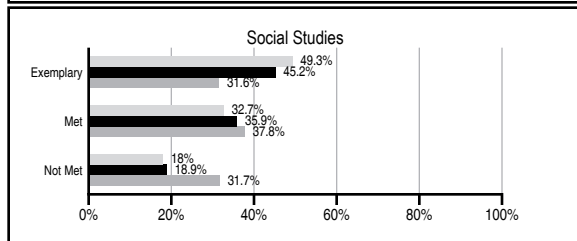
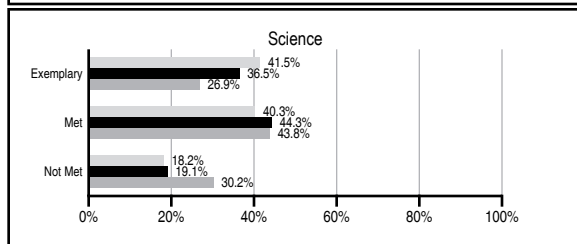
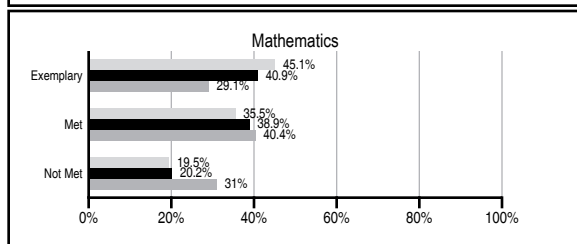
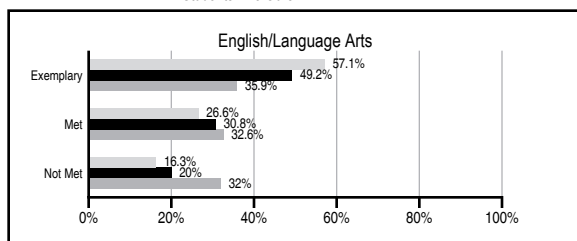
ABSOLUTE RATINGS OF MIDDLE SCHOOLS WITH STUDENTS LIKE OURS*

EXCELLENT	GOOD	AVERAGE	BELOW AVERAGE	AT-RISK
21	5	4	0	0

* Ratings are calculated with data available by 11/07/2012. Schools with Students Like Ours are Middle Schools with Poverty Indices of no more than 5% above or below the index for this school.

PASS PERFORMANCE

Our School Middle Schools with Students Like Ours Middle schools statewide



NAEP PERFORMANCE*

* Performance reported for SC and nation, data not available at school level. Percentages at NAEP Achievement Levels.

READING – GRADE 8 (2011)

South Carolina	28	45	25	2
Nation	25	43	29	3
% Below Basic % Basic, Proficient, and Advanced				
Below Basic Basic Proficient Advanced				

MATH – GRADE 8 (2011)

South Carolina	30	38	25	7
Nation	28	39	26	8
% Below Basic % Basic, Proficient, and Advanced				
Below Basic Basic Proficient Advanced				

SCIENCE – GRADE 8 (2009)

South Carolina	45	32	22	1
Nation	38	33	28	1
% Below Basic % Basic, Proficient, and Advanced				
Below Basic Basic Proficient Advanced				

END OF COURSE TESTS - 2012

% of students scoring 70 or above on:	Our Middle School	Middle Schools with Students Like Ours
Algebra 1/Math for the Technologies 2	100.0	97.4
English 1	100.0	93.8
Physical Science	N/A	N/A
US History and the Constitution	N/A	N/A
All Subjects	100.0	97.1

SC PERFORMANCE VISION

By 2020 all students will graduate with the knowledge and skills necessary to compete successfully in the global economy, participate in a democratic society and contribute positively as members of families and communities.

Abbreviations Key

N/A Not Applicable N/AV Not Available N/C Not Collected N/R Not Reported I/S Insufficient Sample TBD To be determined

Greenville Middle School

[Greenville County School District]

SCHOOL PROFILE

	Our School	Change from Last Year	Middle Schools with Students Like Ours	Median Middle School
Students (n=813)				
Students enrolled in high school credit courses (grades 7 & 8)	35.5%	Up from 34.2%	37.3%	22.9%
Retention rate	1.5%	Up from 0.5%	0.6%	0.8%
Attendance rate	97.1%	Up from 95.9%	96.9%	96.2%
Served by gifted and talented program	N/AV	N/AV	N/AV	N/AV
With disabilities other than speech	N/AV	N/AV	N/AV	N/AV
Older than usual for grade	N/AV	N/AV	N/AV	N/AV
Out-of-school suspensions or expulsions for violent and/or criminal offenses	0.0%	Down from 0.2%	0.4%	0.5%
Annual dropout rate	0.4%	Up from 0.0%	0.0%	0.0%
Teachers (n=50)				
Teachers with advanced degrees	76.0%	Down from 76.1%	62.3%	61.3%
Continuing contract teachers	N/AV	N/AV	N/AV	N/AV
Teachers returning from previous year	91.2%	Down from 93.4%	89.0%	86.7%
Teacher attendance rate	95.1%	Up from 94.6%	95.3%	95.2%
Average teacher salary*	\$47,026	Down 0.8%	\$48,294	\$46,422
Classes not taught by highly qualified teachers	5.2%	Up from 0.0%	2.9%	2.0%
Professional development days/teacher	9.7 days	Up from 8.7 days	9.5 days	10.0 days
School				
Principal's years at school	12.0	Up from 11.0	3.5	4.0
Student-teacher ratio in core subjects	26.1 to 1	Down from 26.4 to 1	23.0 to 1	22.0 to 1
Prime instructional time	91.5%	Up from 90.8%	91.2%	90.1%
Opportunities in the arts	Excellent	No Change	Good	Good
SACS accreditation	Yes	No Change	Yes	Yes
Parents attending conferences	100.0%	No Change	99.5%	98.8%
Character development program	Good	No Change	Excellent	Good
Dollars spent per pupil**	\$6,154	Down 9.4%	\$6,749	\$7,245
Percent of expenditures for instruction**	63.1%	Down from 64.8%	63.5%	63.1%
Percent of expenditures for teacher salaries**	62.7%	Down from 64.1%	62.9%	60.9%
ESEA composite index score	92.2	N/A	93.0	88.1

* Length of contract = 185+ days.

** Prior year audited financial data available.

EVALUATION RESULTS

	Teachers	Students*	Parents*
Number of surveys returned	57	253	205
Percent satisfied with learning environment	94.7%	86.1%	88.3%
Percent satisfied with social and physical environment	98.2%	88.5%	89.3%
Percent satisfied with school-home relations	98.2%	90.5%	81.3%

*Only students at the highest middle school grade level at this school and their parents were included.

REPORT OF PRINCIPAL AND SCHOOL IMPROVEMENT COUNCIL

Greenville Middle School Academy of Traditional and Global Studies focuses on reading, writing, and vocabulary development across the curriculum and supports a strong liberal arts interdisciplinary curriculum. We emphasize vocabulary development as part of literature analysis and by close study of Latin and Greek stems. The library Media Center, which contains over 25,000 items for student checkout and research, supports Greenville Middle students as readers and researchers.

Greenville Middle School's mission is to cooperate with home and community to provide diverse, academically challenging, educational experiences to prepare emerging adolescents to become self-directed, confident, life-long learners in a changing technological word and productive participants in a democratic society. Greenville Middle Academy monitors progress toward our mission. We examine norm-referenced and criterion referenced tests, catalog school, students, and teacher awards and achievements, conduct pre/post analyses of student, parent, and teacher surveys, collect samples of student and teacher work, and conduct regular classroom observations. Our findings and recommendations for continued growth can be found in the Greenville Middle School Portfolio.

Greenville Middle and its students receive district, state, and national recognition. Our school has been designated a "Palmetto's Finest" school and received the National Career and Guidance Award. Students have distinguished themselves in state and district contests. Greenville Middle boasts state winners in Junior Beta Club, Mathematics, Science, Strings, Band, Lego Robotics, Writing and National PTA Reflections contest winners.

The success of Greenville Middle's academic program is reflected in recent test scores as well. MAP and PASS scores show continued progress toward our school goal of moving students to higher levels. Our students continue to score above both the district and state averages on the PASS test and our students achieved AYP status two of the past three school years. Because the dynamics of our population changes yearly, Greenville Middle monitors school and student performance as well as opinion surveys yearly to maintain a mission that reflects the strengths and needs of our students. Greenville Middle continues to offer Greenville County students a positive environment for learning and growing.

Robert Palmer, Principal
Tom Marchant, SIC Chair

Comprehensive detail, including definitions of ratings, performance criteria, and explanations of status, is available on www.ed.sc.gov and www.eoc.sc.gov as well as school and school district websites.

Printed versions are available from school districts upon request.

Abbreviations Key

N/A Not Applicable N/AV Not Available N/C Not Collected N/R Not Reported I/S Insufficient Sample TBD To be determined

NI Newly Identified CSI Continuing School Improvement CA Corrective Action RP Plan to Restructure R Restructure DELAY School Improvement Status HOLD School Improvement Status