



SC Annual School Report Card Summary

Berea Middle School
Greenville County School District
Grades: 6-8 **Enrollment: 735**
Principal: Robin B. Mill
Superintendent: Mr. Burke Royster
Board Chair: Mr. Roger Meek

PERFORMANCE

Comprehensive detail, including definitions of ratings, performance criteria, and explanations of status, is available on www.ed.sc.gov and www.eoc.sc.gov as well as school and school district websites. Printed versions are available from school districts upon request.

YEAR	ABSOLUTE RATING	GROWTH RATING	PALMETTO GOLD AND SILVER AWARD		ESEA/FEDERAL ACCOUNTABILITY RATING SYSTEM	
			General Performance	Closing the Gap	ESEA Grade	Accountability Indicator
2012	Average	Average	TBD	TBD	B	N/A
2011	Average	Average	Silver	N/A	Not Met	NI
2010	Average	Average	N/A	Silver	Not Met	N/A

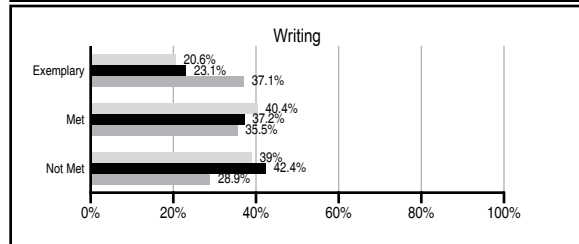
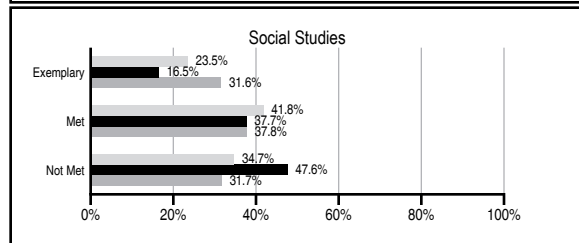
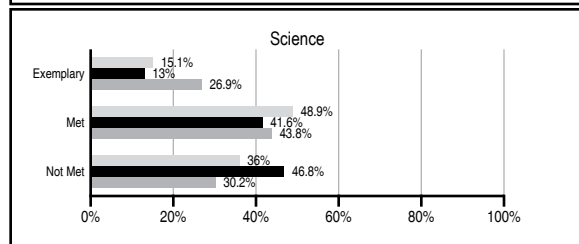
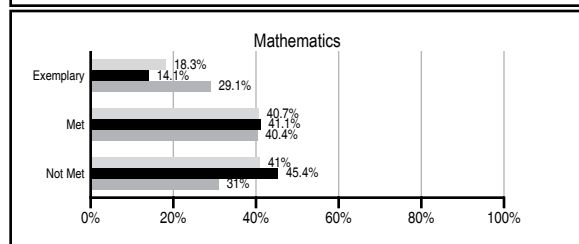
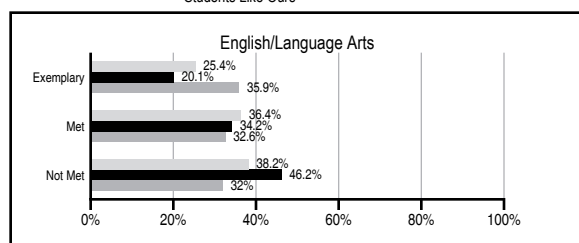
ABSOLUTE RATINGS OF MIDDLE SCHOOLS WITH STUDENTS LIKE OURS*

EXCELLENT	GOOD	AVERAGE	BELOW AVERAGE	AT-RISK
0	2	31	25	19

* Ratings are calculated with data available by 11/07/2012. Schools with Students Like Ours are Middle Schools with Poverty Indices of no more than 5% above or below the index for this school.

PASS PERFORMANCE


Our School Middle Schools with Students Like Ours Middle schools statewide




NAEP PERFORMANCE*

* Performance reported for SC and nation, data not available at school level. Percentages at NAEP Achievement Levels.


READING – GRADE 8 (2011)



MATH – GRADE 8 (2011)



SCIENCE – GRADE 8 (2009)



END OF COURSE TESTS - 2012

% of students scoring 70 or above on:	Our Middle School	Middle Schools with Students Like Ours
Algebra 1/Math for the Technologies 2	100.0	88.6
English 1	100.0	78.7
Physical Science	N/A	N/A
US History and the Constitution	N/A	N/A
All Subjects	100.0	87.1

SC PERFORMANCE VISION

By 2020 all students will graduate with the knowledge and skills necessary to compete successfully in the global economy, participate in a democratic society and contribute positively as members of families and communities.

Abbreviations Key

N/A Not Applicable N/AV Not Available N/C Not Collected N/R Not Reported I/S Insufficient Sample TBD To be determined

Berea Middle School [Greenville County School District]

SCHOOL PROFILE

	Our School	Change from Last Year	Middle Schools with Students Like Ours	Median Middle School
Students (n=735)				
Students enrolled in high school credit courses (grades 7 & 8)	17.4%	Up from 13.6%	14.8%	22.9%
Retention rate	0.7%	No Change	1.0%	0.8%
Attendance rate	94.9%	Up from 94.8%	95.8%	96.2%
Served by gifted and talented program	N/AV	N/AV	N/AV	N/AV
With disabilities other than speech	N/AV	N/AV	N/AV	N/AV
Older than usual for grade	N/AV	N/AV	N/AV	N/AV
Out-of-school suspensions or expulsions for violent and/or criminal offenses	0.4%	Up from 0.3%	0.4%	0.5%
Annual dropout rate	0.0%	No Change	0.0%	0.0%
Teachers (n=47)				
Teachers with advanced degrees	51.1%	Down from 58.0%	60.2%	61.3%
Continuing contract teachers	N/AV	N/AV	N/AV	N/AV
Teachers returning from previous year	93.7%	Up from 93.3%	80.3%	86.7%
Teacher attendance rate	95.0%	Up from 90.9%	95.1%	95.2%
Average teacher salary*	\$45,199	Up 1.1%	\$44,193	\$46,422
Classes not taught by highly qualified teachers	4.9%	Up from 0.4%	3.4%	2.0%
Professional development days/teacher	8.3 days	Up from 7.7 days	9.2 days	10.0 days
School				
Principal's years at school	4.0	Up from 3.0	3.0	4.0
Student-teacher ratio in core subjects	21.7 to 1	Up from 18.3 to 1	19.7 to 1	22.0 to 1
Prime instructional time	89.4%	Up from 87.8%	89.6%	90.1%
Opportunities in the arts	Good	No Change	Good	Good
SACS accreditation	Yes	No Change	Yes	Yes
Parents attending conferences	98.1%	Up from 93.9%	98.1%	98.8%
Character development program	Good	No Change	Good	Good
Dollars spent per pupil**	\$7,168	Down 2.0%	\$8,917	\$7,245
Percent of expenditures for instruction**	65.7%	Up from 64.8%	60.8%	63.1%
Percent of expenditures for teacher salaries**	64.3%	Up from 61.7%	55.4%	60.9%
ESEA composite index score	85.7	N/A	69.3	88.1

* Length of contract = 185+ days.

** Prior year audited financial data available.

REPORT OF PRINCIPAL AND SCHOOL IMPROVEMENT COUNCIL

This year, Berea Middle School was recognized as a Silver level achieving school. The award recognizes schools that attained high levels of absolute performance, high rates of growth and substantial progress for three consecutive years. Our state report card ratings were average for the absolute rating and average for the improvement rating, indicating that student achievement gains continue at Berea Middle School. School-community partnerships continue to provide our students and teachers with much needed school supplies, summer reading books for students to keep, and non-perishable food items for families in need. Furman University continued the university student lead Men and Ladies of Distinction programs at the school. This mentoring program exposes middle school students to the importance and advantages that a college education offers. Furman University also continues to send university student tutors on a regular basis to enrich and augment student learning. Greenville Hospital System is another major community partner of Berea Middle School, providing summer reading books, food, and other needed supplies. Clemson University has sponsored a Hispanic 4H Club at Berea Middle School for the past two years, focusing on photography skills. Professional development plays a fundamental role in our instructional process. Teachers are exposed to ongoing technology updates, workshops, and book studies, with focus on skills to enhance teacher-student relationships, have also been addressed. Professional development is designed according to identified teacher and instructional needs. Our School Improvement Committee meets on a regular basis, providing our school with an avenue in which all stakeholders have a voice. As we continue making gains, our vision and focus remain steadfast on improved student achievement. At Berea Middle School, Hard Work Pays Off!

Robin B. Mill, Principal
Hope Agee, SIC Chair

EVALUATION RESULTS

	Teachers	Students*	Parents*
Number of surveys returned	56	150	86
Percent satisfied with learning environment	78.2%	81.9%	76.2%
Percent satisfied with social and physical environment	90.9%	78.6%	73.8%
Percent satisfied with school-home relations	50.9%	84.4%	75.0%

*Only students at the highest middle school grade level at this school and their parents were included.

Comprehensive detail, including definitions of ratings, performance criteria, and explanations of status, is available on www.ed.sc.gov and www.eoc.sc.gov as well as school and school district websites.

Printed versions are available from school districts upon request.

Abbreviations Key

N/A Not Applicable N/AV Not Available N/C Not Collected N/R Not Reported I/S Insufficient Sample TBD To be determined

NI Newly Identified CSI Continuing School Improvement CA Corrective Action RP Plan to Restructure R Restructure DELAY School Improvement Status HOLD School Improvement Status