



SC Annual School Report Card Summary

J. Paul Truluck Middle
Florence County School District Three
Grades: 6-8 **Enrollment: 319**
Principal: Ned Blake
Superintendent: Dr. V. Keith Callicutt
Board Chair: Dr. Julia Mims

PERFORMANCE

Comprehensive detail, including definitions of ratings, performance criteria, and explanations of status, is available on www.ed.sc.gov and www.eoc.sc.gov as well as school and school district websites. Printed versions are available from school districts upon request.

YEAR	ABSOLUTE RATING	GROWTH RATING	PALMETTO GOLD AND SILVER AWARD		ESEA/FEDERAL ACCOUNTABILITY RATING SYSTEM	
			General Performance	Closing the Gap	ESEA Grade	Accountability Indicator
2012	Average	Average	TBD	TBD	C	N/A
2011	Below Average	Average	Silver	N/A	Not Met	N/A
2010	Average	Average	N/A	N/A	Not Met	N/A

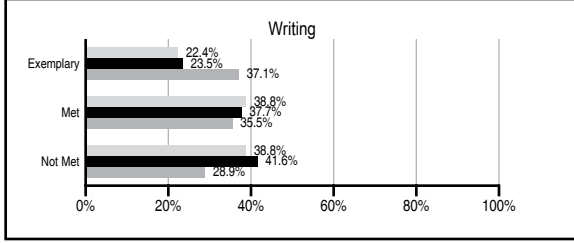
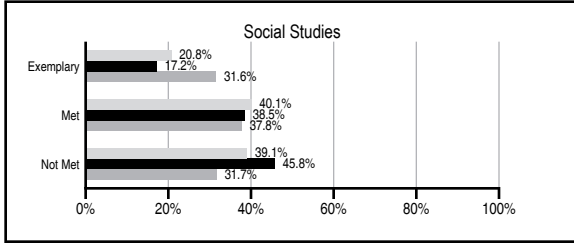
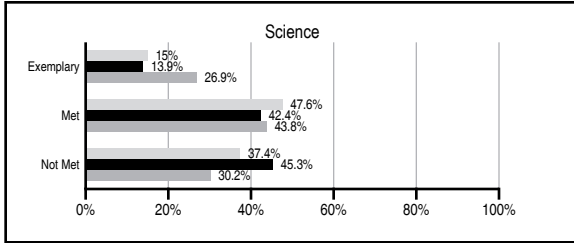
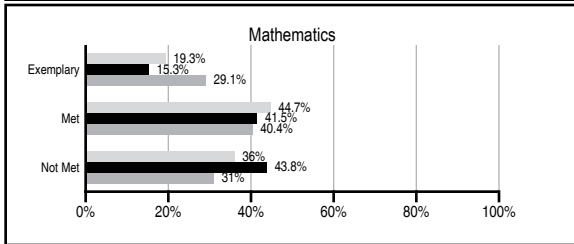
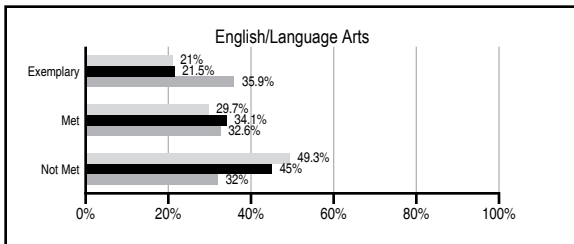
ABSOLUTE RATINGS OF MIDDLE SCHOOLS WITH STUDENTS LIKE OURS*

EXCELLENT	GOOD	AVERAGE	BELOW AVERAGE	AT-RISK
0	1	35	20	15

* Ratings are calculated with data available by 11/07/2012. Schools with Students Like Ours are Middle Schools with Poverty Indices of no more than 5% above or below the index for this school.

PASS PERFORMANCE

Our School
 Middle Schools with Students Like Ours
 Middle schools statewide



NAEP PERFORMANCE*

* Performance reported for SC and nation, data not available at school level. Percentages at NAEP Achievement Levels.



END OF COURSE TESTS - 2012

% of students scoring 70 or above on:	Our Middle School	Middle Schools with Students Like Ours
Algebra 1/Math for the Technologies 2	100.0	91.0
English 1	95.8	80.6
Physical Science	N/A	N/A
US History and the Constitution	N/A	N/A
All Subjects	97.6	88.9

SC PERFORMANCE VISION

By 2020 all students will graduate with the knowledge and skills necessary to compete successfully in the global economy, participate in a democratic society and contribute positively as members of families and communities.

Abbreviations Key

N/A Not Applicable N/AV Not Available N/C Not Collected N/R Not Reported I/S Insufficient Sample TBD To be determined

**J. Paul Truluck Middle
[Florence County School District Three]**

SCHOOL PROFILE

	Our School	Change from Last Year	Middle Schools with Students Like Ours	Median Middle School
Students (n=319)				
Students enrolled in high school credit courses (grades 7 & 8)	18.7%	Down from 26.5%	15.1%	22.9%
Retention rate	0.3%	No Change	1.0%	0.8%
Attendance rate	96.0%	Down from 96.4%	95.8%	96.2%
Served by gifted and talented program	N/AV	N/AV	N/AV	N/AV
With disabilities other than speech	N/AV	N/AV	N/AV	N/AV
Older than usual for grade	N/AV	N/AV	N/AV	N/AV
Out-of-school suspensions or expulsions for violent and/or criminal offenses	0.0%	No Change	0.6%	0.5%
Annual dropout rate	0.0%	Down from 0.5%	0.0%	0.0%
Teachers (n=18)				
Teachers with advanced degrees	50.0%	Up from 26.3%	60.4%	61.3%
Continuing contract teachers	N/AV	N/AV	N/AV	N/AV
Teachers returning from previous year	76.6%	Up from 66.9%	80.5%	86.7%
Teacher attendance rate	97.0%	Up from 92.1%	95.1%	95.2%
Average teacher salary*	\$39,851	Up 3.1%	\$44,943	\$46,422
Classes not taught by highly qualified teachers	0.0%	No Change	3.4%	2.0%
Professional development days/teacher	13.7 days	Down from 17.0 days	9.3 days	10.0 days
School				
Principal's years at school	2.0	Up from 1.0	3.0	4.0
Student-teacher ratio in core subjects	26.6 to 1	Up from 20.5 to 1	20.3 to 1	22.0 to 1
Prime instructional time	92.1%	Up from 86.6%	89.8%	90.1%
Opportunities in the arts	Good	No Change	Good	Good
SACS accreditation	Yes	No Change	Yes	Yes
Parents attending conferences	96.4%	Up from 96.1%	98.6%	98.8%
Character development program	Excellent	No Change	Good	Good
Dollars spent per pupil**	\$8,758	Down 6.2%	\$8,506	\$7,245
Percent of expenditures for instruction**	45.5%	Down from 47.1%	60.4%	63.1%
Percent of expenditures for teacher salaries**	42.2%	Down from 45.1%	55.8%	60.9%
ESEA composite index score	79.6	N/A	75.2	88.1

* Length of contract = 185+ days.

** Prior year audited financial data available.

EVALUATION RESULTS

	Teachers	Students*	Parents*
Number of surveys returned	24	92	33
Percent satisfied with learning environment	95.8%	63.3%	78.1%
Percent satisfied with social and physical environment	95.8%	72.5%	72.7%
Percent satisfied with school-home relations	83.3%	75.8%	81.8%

*Only students at the highest middle school grade level at this school and their parents were included.

REPORT OF PRINCIPAL AND SCHOOL IMPROVEMENT COUNCIL

J. Paul Truluck Middle School, in partnership with its families, students, and the community, began the school year by promoting the theme, "Committed to Excellence." All students, faculty, and staff signed a banner that pledged their commitment to academic excellence. The banner currently resides in the foyer of the school. Students are reminded daily of the mission statement in order to keep them focused on achieving academic success in all endeavors. We dedicated all of our resources, instructional programs, and efforts to upholding this mission.

Throughout the school year, students at J. Paul Truluck Middle School have been honored with numerous awards of merit. Fifteen students from grades seven and eight were selected to attend the Clemson Biology Merit Examination this spring. Two of these students earned 1st Honorable Mention awards, which placed them in the top 3% of students who took the exam, and another student earned a 2nd Honorable Mention award, which placed him in the top 10% of other test takers. Again, 100% of Algebra I students passed the End of Course exam at the end of last school year. Our school yielded two South Carolina Junior Scholars this year and we look forward to increasing the number of recipients in the future. Additionally, USC Sumter recognized our top 15 eighth grade students as Junior Scholars. In addition to awards of merit, one of our students won the Regional Subway Fresh Fit contest and received a visit from the national Subway spokesperson. We continue to conduct quarterly awards programs to recognize our students for outstanding academics and character.

In an effort to educate well-rounded students, we continue to focus on our character education program. Through this program, students and staff participate in Khaki Wednesdays, during which students "dress for success" and Writing Wednesdays, during which teachers send congratulatory postcards home to students who have demonstrated outstanding character and/or academic performance throughout the week. Through community service projects such as Breast Cancer Awareness fundraisers, "adopting" senior citizens at Christmas, Pennies for Patients, and a year-long recycling initiative, students are learning the importance of giving back to their community as well as preserving the environment.

J. Paul Truluck Middle School is very proud of receiving the Palmetto Silver Award of Merit based on our continuous growth on the Palmetto Assessment of State Standards. One of the contributing factors in attaining this award was the continued implementation of the TAP System for Teacher and Student Advancement. Through on-site professional development, tracking individual student growth on our data wall, and differentiating instruction for individual learners through single-gender classes and intervention blocks, student achievement continues to increase. Moreover, we will continue to collaborate with parents, community members, district staff, and other stakeholders in order to promote a safe and rigorous learning environment where students strive to maintain a high level of academic excellence.

Ned Blake, Principal

Rodney Poston, SIC Chairperson

Comprehensive detail, including definitions of ratings, performance criteria, and explanations of status, is available on www.ed.sc.gov and www.eoc.sc.gov as well as school and school district websites.

Printed versions are available from school districts upon request.

Abbreviations Key

N/A Not Applicable N/AV Not Available N/C Not Collected N/R Not Reported I/S Insufficient Sample TBD To be determined
NI Newly Identified CSI Continuing School Improvement CA Corrective Action RP Plan to Restructure R Restructure DELAY School Improvement Status HOLD School Improvement Status