



SC Annual School Report Card Summary

Williams Middle School
Florence school District One
Grades: 7-8 **Enrollment: 641**
Principal: Leon A. McCray, Jr.
Superintendent: Dr. Allie E. Brooks
Board Chair: Porter Stewart

PERFORMANCE

Comprehensive detail, including definitions of ratings, performance criteria, and explanations of status, is available on www.ed.sc.gov and www.eoc.sc.gov as well as school and school district websites. Printed versions are available from school districts upon request.

YEAR	ABSOLUTE RATING	GROWTH RATING	PALMETTO GOLD AND SILVER AWARD		ESEA/FEDERAL ACCOUNTABILITY RATING SYSTEM	
			General Performance	Closing the Gap	ESEA Grade	Accountability Indicator
2012	Average	Average	TBD	TBD	C	N/A
2011	Average	Average	N/A	N/A	Not Met	N/A
2010	Average	Average	N/A	N/A	Not Met	N/A

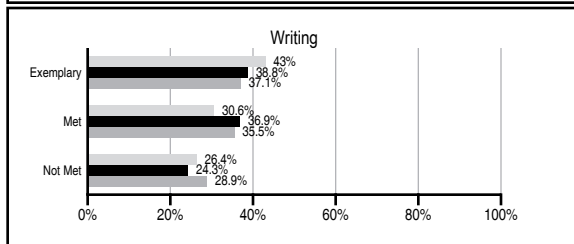
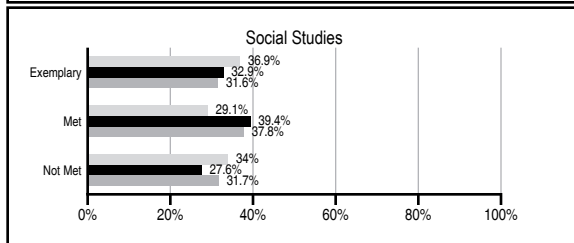
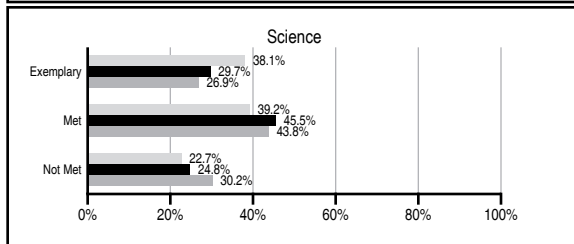
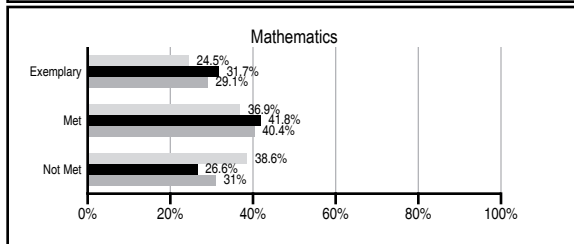
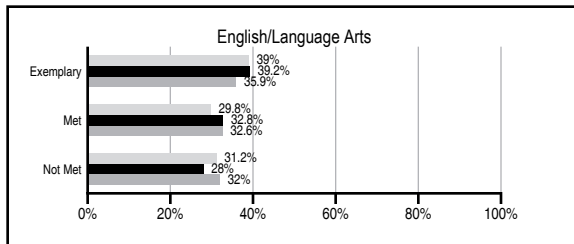
ABSOLUTE RATINGS OF MIDDLE SCHOOLS WITH STUDENTS LIKE OURS*

EXCELLENT	GOOD	AVERAGE	BELOW AVERAGE	AT-RISK
6	24	28	1	0

* Ratings are calculated with data available by 11/07/2012. Schools with Students Like Ours are Middle Schools with Poverty Indices of no more than 5% above or below the index for this school.

PASS PERFORMANCE

Our School
 Middle Schools with Students Like Ours
 Middle schools statewide



NAEP PERFORMANCE*

* Performance reported for SC and nation, data not available at school level. Percentages at NAEP Achievement Levels.



END OF COURSE TESTS - 2012

% of students scoring 70 or above on:	Our Middle School	Middle Schools with Students Like Ours
Algebra 1/Math for the Technologies 2	97.3	97.0
English 1	96.2	95.5
Physical Science	N/A	N/A
US History and the Constitution	N/A	N/A
All Subjects	96.7	96.6

SC PERFORMANCE VISION

By 2020 all students will graduate with the knowledge and skills necessary to compete successfully in the global economy, participate in a democratic society and contribute positively as members of families and communities.

Abbreviations Key

N/A Not Applicable N/AV Not Available N/C Not Collected N/R Not Reported I/S Insufficient Sample TBD To be determined

Williams Middle School [Florence school District One]

SCHOOL PROFILE

	Our School	Change from Last Year	Middle Schools with Students Like Ours	Median Middle School
Students (n=641)				
Students enrolled in high school credit courses (grades 7 & 8)	22.3%	Down from 23.3%	27.8%	22.9%
Retention rate	0.5%	Down from 0.7%	0.8%	0.8%
Attendance rate	99.5%	Down from 99.6%	96.0%	96.2%
Served by gifted and talented program	N/AV	N/AV	N/AV	N/AV
With disabilities other than speech	N/AV	N/AV	N/AV	N/AV
Older than usual for grade	N/AV	N/AV	N/AV	N/AV
Out-of-school suspensions or expulsions for violent and/or criminal offenses	2.0%	Up from 1.0%	0.7%	0.5%
Annual dropout rate	0.0%	No Change	0.0%	0.0%
Teachers (n=49)				
Teachers with advanced degrees	65.3%	Up from 58.5%	60.9%	61.3%
Continuing contract teachers	N/AV	N/AV	N/AV	N/AV
Teachers returning from previous year	93.3%	Down from 93.7%	88.1%	86.7%
Teacher attendance rate	99.1%	Up from 96.5%	95.0%	95.2%
Average teacher salary*	\$45,565	Down 2.1%	\$47,092	\$46,422
Classes not taught by highly qualified teachers	2.5%	Down from 6.2%	0.5%	2.0%
Professional development days/teacher	10.8 days	Up from 8.0 days	10.8 days	10.0 days
School				
Principal's years at school	7.0	Up from 6.0	4.0	4.0
Student-teacher ratio in core subjects	22.3 to 1	Up from 16.0 to 1	22.9 to 1	22.0 to 1
Prime instructional time	98.3%	Up from 95.6%	89.7%	90.1%
Opportunities in the arts	Excellent	No Change	Good	Good
SACS accreditation	Yes	No Change	Yes	Yes
Parents attending conferences	95.7%	Down from 100.0%	99.0%	98.8%
Character development program	Average	No Change	Good	Good
Dollars spent per pupil**	\$9,457	Down 6.9%	\$7,079	\$7,245
Percent of expenditures for instruction**	66.1%	No Change	64.5%	63.1%
Percent of expenditures for teacher salaries**	63.7%	Down from 64.1%	63.0%	60.9%
ESEA composite index score	73.6	N/A	88.8	88.1

* Length of contract = 185+ days.

** Prior year audited financial data available.

REPORT OF PRINCIPAL AND SCHOOL IMPROVEMENT COUNCIL

Dear Williams Family;

The Williams Middle School faculty and staff have been involved in various activities to improve student learning. Teachers have participated in both district and on site staff development activities.

Many students participated in the Extended Day Program. The purpose of the program is to increase academics and PASS scores. Pass the PASS was implemented for students who were very close to making improvements on PASS. Family nights were held in conjunction with the program to increase parental involvement. Family nights afforded the program an opportunity to showcase student knowledge and talent.

The Sixth Annual School Wide Showcase was held in February. It provided all students an opportunity to display their work, present a project, or participate in a performance. The Wax Museum continues to be the highlight of the evening.

The Southern Regional Education Board sponsors an improvement initiative, and since joining the Making Middle Grades Work (MMGW) initiative, Williams Middle School continues to refine its programs and improve learning. The goal of the program is to ensure that middle school students are prepared for high school courses. We began utilizing the Redo Café which is an important component of "The Power of the I." This program helps to reduce failures, ensures success, and teaches responsibility.

Williams Middle School continues to seek additional and better ways to improve academic achievement. We are striving for excellence, and we will achieve it. We ask that you assist us in this task.

Leon A. McCray, Jr. Principal
Deborah Long SIC Chair

EVALUATION RESULTS

	Teachers	Students*	Parents*
Number of surveys returned	18	243	139
Percent satisfied with learning environment	88.9%	71.9%	82.8%
Percent satisfied with social and physical environment	83.3%	72.0%	70.1%
Percent satisfied with school-home relations	72.2%	81.8%	76.5%

*Only students at the highest middle school grade level at this school and their parents were included.

Comprehensive detail, including definitions of ratings, performance criteria, and explanations of status, is available on www.ed.sc.gov and www.eoc.sc.gov as well as school and school district websites.

Printed versions are available from school districts upon request.

Abbreviations Key

N/A Not Applicable N/AV Not Available N/C Not Collected N/R Not Reported I/S Insufficient Sample TBD To be determined

NI Newly Identified CSI Continuing School Improvement CA Corrective Action RP Plan to Restructure R Restructure DELAY School Improvement Status HOLD School Improvement Status