



SC Annual School Report Card Summary

Fairfield Middle School
 The School District of Fairfield County
 Grades: 7-8 Enrollment: 433
 Principal: Levette Malloy
 Superintendent: Dr. Floride Calvert
 Board Chair: Andrea Harrison

PERFORMANCE

Comprehensive detail, including definitions of ratings, performance criteria, and explanations of status, is available on www.ed.sc.gov and www.eoc.sc.gov as well as school and school district websites. Printed versions are available from school districts upon request.

YEAR	ABSOLUTE RATING	GROWTH RATING	PALMETTO GOLD AND SILVER AWARD		ESEA/FEDERAL ACCOUNTABILITY RATING SYSTEM	
			General Performance	Closing the Gap	ESEA Grade	Accountability Indicator
2012	Average	Average	TBD	TBD	A	N/A
2011	Average	Average	N/A	N/A	Met	N/A
2010	Below Average	Below Average	N/A	N/A	Not Met	N/A

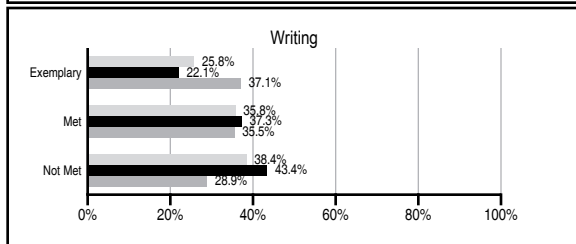
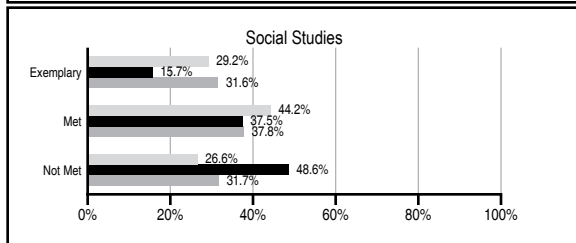
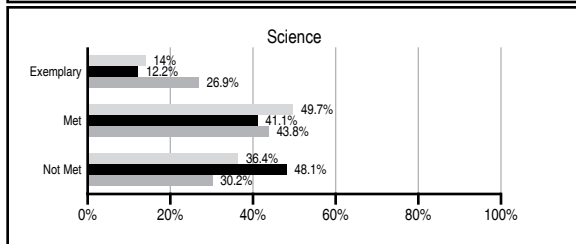
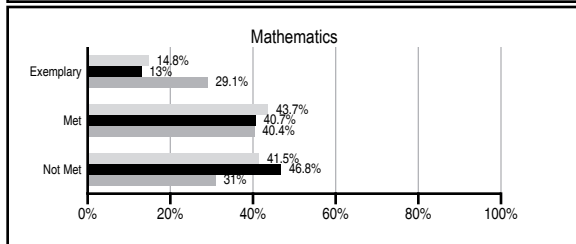
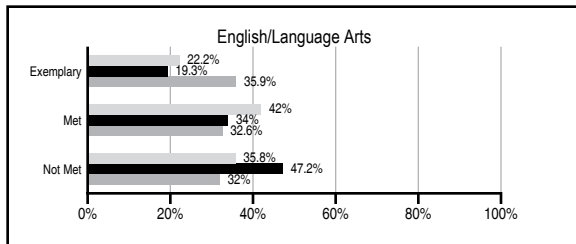
ABSOLUTE RATINGS OF MIDDLE SCHOOLS WITH STUDENTS LIKE OURS*

EXCELLENT	GOOD	AVERAGE	BELOW AVERAGE	AT-RISK
0	1	28	24	21

* Ratings are calculated with data available by 11/07/2012. Schools with Students Like Ours are Middle Schools with Poverty Indices of no more than 5% above or below the index for this school.

PASS PERFORMANCE

Our School Middle Schools with Students Like Ours Middle schools statewide



NAEP PERFORMANCE*

* Performance reported for SC and nation, data not available at school level. Percentages at NAEP Achievement Levels.



END OF COURSE TESTS - 2012

% of students scoring 70 or above on:	Our Middle School	Middle Schools with Students Like Ours
Algebra 1/Math for the Technologies 2	97.7	88.5
English 1	97.7	77.4
Physical Science	N/A	N/A
US History and the Constitution	N/A	N/A
All Subjects	97.7	86.6

SC PERFORMANCE VISION

By 2020 all students will graduate with the knowledge and skills necessary to compete successfully in the global economy, participate in a democratic society and contribute positively as members of families and communities.

Abbreviations Key

N/A Not Applicable N/AV Not Available N/C Not Collected N/R Not Reported I/S Insufficient Sample TBD To be determined

Fairfield Middle School
[The School District of Fairfield County]

SCHOOL PROFILE

	Our School	Change from Last Year	Middle Schools with Students Like Ours	Median Middle School
Students (n=433)				
Students enrolled in high school credit courses (grades 7 & 8)	10.2%	Up from 8.2%	14.8%	22.9%
Retention rate	2.3%	Down from 2.5%	1.1%	0.8%
Attendance rate	96.6%	Down from 97.5%	95.7%	96.2%
Served by gifted and talented program	N/AV	N/AV	N/AV	N/AV
With disabilities other than speech	N/AV	N/AV	N/AV	N/AV
Older than usual for grade	N/AV	N/AV	N/AV	N/AV
Out-of-school suspensions or expulsions for violent and/or criminal offenses	0.7%	Down from 1.5%	0.4%	0.5%
Annual dropout rate	0.0%	No Change	0.0%	0.0%
Teachers (n=35)				
Teachers with advanced degrees	51.4%	Down from 58.3%	60.0%	61.3%
Continuing contract teachers	N/AV	N/AV	N/AV	N/AV
Teachers returning from previous year	80.2%	Up from 64.6%	80.2%	86.7%
Teacher attendance rate	94.0%	Down from 95.4%	95.2%	95.2%
Average teacher salary*	\$43,621	Down 2.1%	\$43,639	\$46,422
Classes not taught by highly qualified teachers	2.6%	Up from 0.0%	3.7%	2.0%
Professional development days/teacher	10.0 days	Down from 11.8 days	9.1 days	10.0 days
School				
Principal's years at school	4.0	Up from 3.0	2.0	4.0
Student-teacher ratio in core subjects	16.2 to 1	No Change	19.0 to 1	22.0 to 1
Prime instructional time	88.2%	Down from 90.6%	89.6%	90.1%
Opportunities in the arts	Excellent	No Change	Good	Good
SACS accreditation	Yes	No Change	Yes	Yes
Parents attending conferences	99.9%	Down from 100.0%	98.1%	98.8%
Character development program	Excellent	No Change	Good	Good
Dollars spent per pupil**	\$10,274	Up 3.0%	\$9,284	\$7,245
Percent of expenditures for instruction**	58.1%	Down from 62.0%	59.6%	63.1%
Percent of expenditures for teacher salaries**	56.1%	Down from 59.0%	54.4%	60.9%
ESEA composite index score	92.7	N/A	68.4	88.1

* Length of contract = 185+ days.

** Prior year audited financial data available.

EVALUATION RESULTS

	Teachers	Students*	Parents*
Number of surveys returned	33	184	80
Percent satisfied with learning environment	72.7%	61.5%	65.0%
Percent satisfied with social and physical environment	78.8%	73.9%	53.2%
Percent satisfied with school-home relations	33.3%	84.9%	63.3%

*Only students at the highest middle school grade level at this school and their parents were included.

REPORT OF PRINCIPAL AND SCHOOL IMPROVEMENT COUNCIL

Fairfield Middle School's mission is to develop responsible students who are socially and academically prepared for high school and post-secondary education. Our primary initiative focused on continuing the utilization of Explicit Direct Instruction (EDI) as the developmental curriculum approach, as it has proven successful schoolwide. The Algebra I and English I End of Course passage rates were phenomenal, as 100.0% of those students who took the Algebra I assessment scored 70 or above, and 97.1% of those students who took the English I assessment scored 70 or above. The overall passage rate for both subjects was 98.5%.

As part of the Making Middle Grades Work Initiative, Fairfield Middle School continued implementing a comprehensive system of intervention support for students. School-wide embedded daily intervention and extended day (after-school) programs were implemented for identified students in literacy and in all core-content areas. Faculty and staff members were provided the opportunity to attend the Southern Regional Education Board's High Schools That Work Staff Development Conference and South Carolina Education and Business Summit.

Additionally, school personnel participated in professional development sessions on the Common Core State Standards, data analysis, assessment development, and technology integration.

Students had the opportunity to participate in a variety of co- and extra-curricular activities. They were exposed to multiple field studies for their academic achievements, including but not limited to: Education Day at Carowinds; Fairfield County Read-In; South Carolina State Read-In; SCMEA Solo and Ensemble; and the Columbia Museum of Art. Fairfield Middle School's Choral Ensemble performed for the first time in the school's history on the stage at Walt Disney World in Orlando, Florida.

We recognize that support from all of our stakeholders is key to the success of Fairfield Middle School. Parents and community members participated in School Improvement Council (SIC), chaperoned field studies, and various other volunteer initiatives. The Guidance Department, Curriculum Leadership Team, student organizations, faculty committees, and administrators coordinated several programs including parent coffees which increased parental involvement. During the 2012-2013 school year, Fairfield Middle School plans to incorporate additional student technology learning opportunities to enhance the experiences of our students.

Leevette E. Malloy, Principal
 Cecelia Hollins, School Improvement Council Chairperson

Comprehensive detail, including definitions of ratings, performance criteria, and explanations of status, is available on www.ed.sc.gov and www.eoc.sc.gov as well as school and school district websites.

Printed versions are available from school districts upon request.

Abbreviations Key

N/A Not Applicable N/AV Not Available N/C Not Collected N/R Not Reported I/S Insufficient Sample TBD To be determined

NI Newly Identified CSI Continuing School Improvement CA Corrective Action RP Plan to Restructure R Restructure DELAY School Improvement Status HOLD School Improvement Status