



SC Annual School Report Card Summary

Merriwether Middle School
Edgefield County
Grades: 6-8 **Enrollment: 369**
Principal: Bobby R. Turner
Superintendent: Mr. Greg Anderson
Board Chair: Mr. Brad Covar

PERFORMANCE

Comprehensive detail, including definitions of ratings, performance criteria, and explanations of status, is available on www.ed.sc.gov and www.eoc.sc.gov as well as school and school district websites. Printed versions are available from school districts upon request.

YEAR	ABSOLUTE RATING	GROWTH RATING	PALMETTO GOLD AND SILVER AWARD		ESEA/FEDERAL ACCOUNTABILITY RATING SYSTEM	
			General Performance	Closing the Gap	ESEA Grade	Accountability Indicator
2012	Average	Good	TBD	TBD	B	N/A
2011	Average	Good	Silver	N/A	Not Met	N/A
2010	Average	Average	N/A	N/A	Not Met	N/A

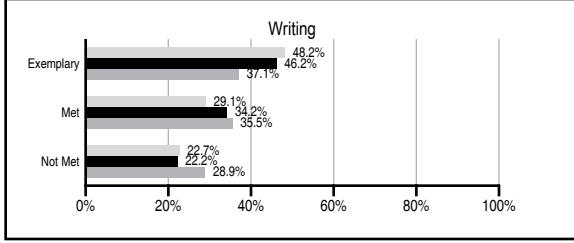
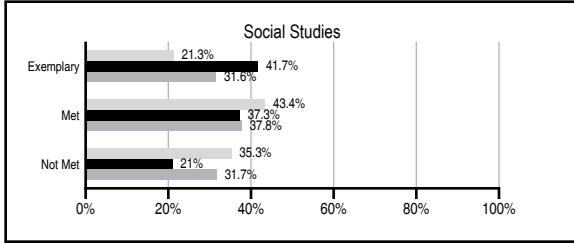
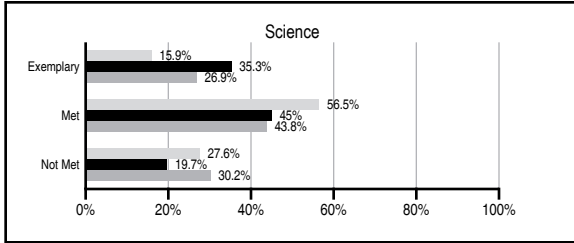
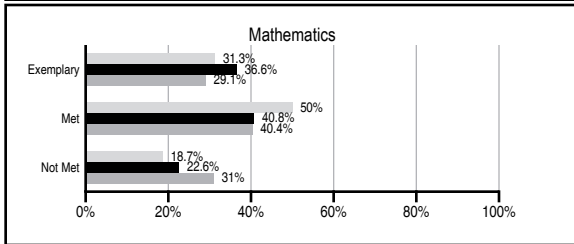
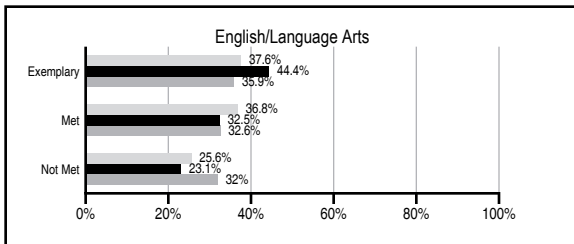
ABSOLUTE RATINGS OF MIDDLE SCHOOLS WITH STUDENTS LIKE OURS*

EXCELLENT	GOOD	AVERAGE	BELOW AVERAGE	AT-RISK
20	15	6	0	1

* Ratings are calculated with data available by 11/07/2012. Schools with Students Like Ours are Middle Schools with Poverty Indices of no more than 5% above or below the index for this school.

PASS PERFORMANCE

Our School
 Middle Schools with Students Like Ours
 Middle schools statewide



NAEP PERFORMANCE*

* Performance reported for SC and nation, data not available at school level. Percentages at NAEP Achievement Levels.



END OF COURSE TESTS - 2012

% of students scoring 70 or above on:	Our Middle School	Middle Schools with Students Like Ours
Algebra 1/Math for the Technologies 2	100.0	97.9
English 1	97.4	93.0
Physical Science	N/A	N/A
US History and the Constitution	N/A	9
All Subjects	98.7	94.8

SC PERFORMANCE VISION

By 2020 all students will graduate with the knowledge and skills necessary to compete successfully in the global economy, participate in a democratic society and contribute positively as members of families and communities.

Abbreviations Key

N/A Not Applicable N/AV Not Available N/C Not Collected N/R Not Reported I/S Insufficient Sample TBD To be determined

Merriwether Middle School [Edgefield County]

SCHOOL PROFILE

	Our School	Change from Last Year	Middle Schools with Students Like Ours	Median Middle School
Students (n=369)				
Students enrolled in high school credit courses (grades 7 & 8)	68.2%	Up from 63.2%	28.3%	22.9%
Retention rate	1.1%	Up from 0.8%	0.8%	0.8%
Attendance rate	97.3%	Up from 96.0%	96.6%	96.2%
Served by gifted and talented program	N/AV	N/AV	N/AV	N/AV
With disabilities other than speech	N/AV	N/AV	N/AV	N/AV
Older than usual for grade	N/AV	N/AV	N/AV	N/AV
Out-of-school suspensions or expulsions for violent and/or criminal offenses	0.3%	Down from 3.1%	0.3%	0.5%
Annual dropout rate	0.0%	Down from 3.4%	0.0%	0.0%
Teachers (n=24)				
Teachers with advanced degrees	50.0%	Up from 43.5%	63.5%	61.3%
Continuing contract teachers	N/AV	N/AV	N/AV	N/AV
Teachers returning from previous year	87.5%	Up from 86.7%	89.1%	86.7%
Teacher attendance rate	N/R	N/R	95.2%	95.2%
Average teacher salary*	\$46,267	Up 3.3%	\$47,604	\$46,422
Classes not taught by highly qualified teachers	17.5%	Up from 11.5%	1.9%	2.0%
Professional development days/teacher	8.2 days	Up from 7.7 days	10.4 days	10.0 days
School				
Principal's years at school	5.0	Up from 4.0	5.0	4.0
Student-teacher ratio in core subjects	20.6 to 1	Down from 23.5 to 1	23.5 to 1	22.0 to 1
Prime instructional time	N/R	N/R	91.1%	90.1%
Opportunities in the arts	Good	No Change	Excellent	Good
SACS accreditation	Yes	No Change	Yes	Yes
Parents attending conferences	95.0%	Up from 92.1%	98.8%	98.8%
Character development program	Good	Up from Average	Excellent	Good
Dollars spent per pupil**	\$6,775	Up 17.9%	\$7,025	\$7,245
Percent of expenditures for instruction**	58.4%	Down from 63.8%	63.2%	63.1%
Percent of expenditures for teacher salaries**	57.6%	Down from 62.9%	62.0%	60.9%
ESEA composite index score	89.9	N/A	91.8	88.1

* Length of contract = 185+ days.

** Prior year audited financial data available.

EVALUATION RESULTS

	Teachers	Students*	Parents*
Number of surveys returned	22	109	77
Percent satisfied with learning environment	90.9%	67.0%	75.0%
Percent satisfied with social and physical environment	100.0%	70.6%	77.3%
Percent satisfied with school-home relations	81.8%	76.1%	71.1%

*Only students at the highest middle school grade level at this school and their parents were included.

REPORT OF PRINCIPAL AND SCHOOL IMPROVEMENT COUNCIL

Merriwether Middle School is located in rural Edgefield County and serves approximately 370 sixth, seventh, and eighth grade students from various economic and ethnic backgrounds. At Merriwether Middle School, we believe that all students should be provided with opportunities for successful experiences. We strive to offer a curriculum that maximizes the intellectual, emotional, social, and physical development of our emerging adolescents. We understand the unique needs and concerns of young adolescents as well as the developmental challenges of this age group. Our curriculum is designed to assist our middle school students through the transitional period between elementary school and high school. Every student attends five academic classes and two exploratory classes taught daily by highly qualified teachers. Exploratory classes include band, music, art, physical education, technology, keyboarding, computer-assisted instruction, and engineering. English 1, Algebra 1, Band 1 and Keyboarding are offered to eighth grade students for high school credit. High school credit in Keyboarding is also offered to qualifying 7th graders. Many Merriwether Middle School students were recognized for outstanding academic achievement during the 2011-12 school years. These milestones validate the efforts of both our teachers and students in the pursuit of excellence. Ten eighth grade students were recognized as S.C. Junior Scholars. Our Mathcounts team placed fourth in the region and had one student qualify for the state championship in the individual finals. Our Science Eco-Meet team competed in the CSRA regional competition. The Merriwether Honor Band received an Excellent rating in the SCBDA-Concert Festival and a Superior rating in the Carowinds Music Festival. We had one student to be selected to the SCBDA All-State Region 2 Band. Six events with 10 students participated in the SCBDA Solo and Ensemble Festival and every event received a Superior Rating. 100% of students enrolled in Algebra I passed the End-Of-Course Algebra 1 test and 97% of students enrolled in English I passed the End-Of-Course English 1 test. In addition, MMS had six 7th grade students to participate in the Duke TIP Program. An MMS student represented Edgefield County in the Scripps-Howard Regional Spelling Bee and placed fourth in this competition. The A-Plus and Education City programs are utilized in the computer labs and within the classroom setting. Each core curriculum class is equipped with a Promethean Board. Science labs include dissections of frogs, starfish and earthworms. Butterfly labs, round-the-clock observations of chicken eggs-to-live chicken cycles, and campus tree plantings were all part of the educational experience. Project construction revolved around "Aliens", "Build-A-Buddy Body Systems", "Cells", "Weather", etc. Ninety students took part in the Engineering classes. The Beta Club, Yearbook Staff, FCA, WMMS daily news show and various volunteer organizations highlight positive student involvement in school activities that included the St. Jude's Math-a-thon, Toys for Tots, and an Easter Egg Hunt. We welcome and encourage your input and participation in all aspects of the educational process. Your support and cooperation will ensure that our students continue to meet and exceed all challenges presented to them.

Bobby R. Turner, Principal

Ramona Jackson, SIC Chair

Comprehensive detail, including definitions of ratings, performance criteria, and explanations of status, is available on www.ed.sc.gov and www.eoc.sc.gov as well as school and school district websites.

Printed versions are available from school districts upon request.

Abbreviations Key

N/A Not Applicable N/AV Not Available N/C Not Collected N/R Not Reported I/S Insufficient Sample TBD To be determined
 NI Newly Identified CSI Continuing School Improvement CA Corrective Action RP Plan to Restructure R Restructure DELAY School Improvement Status HOLD School Improvement Status