



# SC Annual School Report Card Summary

Johnston Edgefield Trenton Middle School;  
 Edgefield County  
 Grades: 6-8 Enrollment: 505  
 Principal: Stephen Hampton  
 Superintendent: Mr. Greg Anderson  
 Board Chair: Mr. Brad Covar

## PERFORMANCE

Comprehensive detail, including definitions of ratings, performance criteria, and explanations of status, is available on [www.ed.sc.gov](http://www.ed.sc.gov) and [www.eoc.sc.gov](http://www.eoc.sc.gov) as well as school and school district websites. Printed versions are available from school districts upon request.

YEAR	ABSOLUTE RATING	GROWTH RATING	PALMETTO GOLD AND SILVER AWARD		ESEA/FEDERAL ACCOUNTABILITY RATING SYSTEM	
			General Performance	Closing the Gap	ESEA Grade	Accountability Indicator
2012	Average	Good	TBD	TBD	B	N/A
2011	Average	Average	Silver	N/A	Not Met	N/A
2010	Average	Average	N/A	N/A	Not Met	N/A

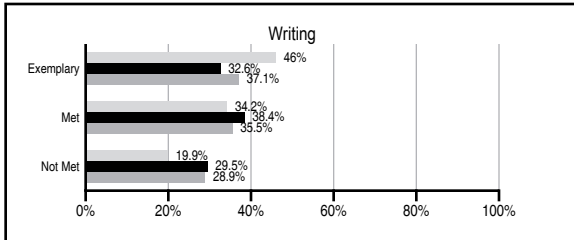
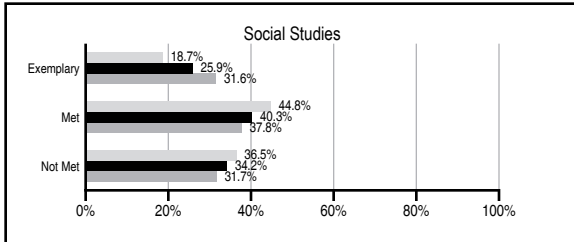
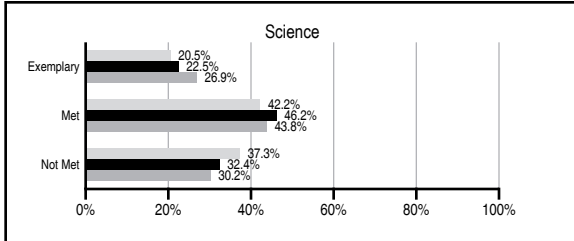
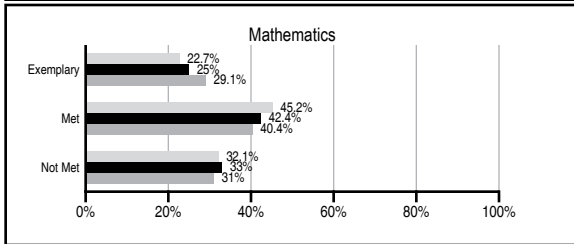
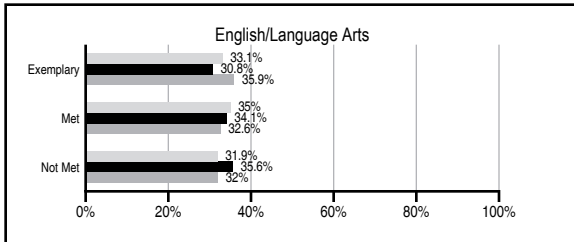
## ABSOLUTE RATINGS OF MIDDLE SCHOOLS WITH STUDENTS LIKE OURS\*

EXCELLENT	GOOD	AVERAGE	BELOW AVERAGE	AT-RISK
4	7	44	4	2

\* Ratings are calculated with data available by 11/07/2012. Schools with Students Like Ours are Middle Schools with Poverty Indices of no more than 5% above or below the index for this school.

## PASS PERFORMANCE

Our School Middle Schools with Students Like Ours Middle schools statewide



## NAEP PERFORMANCE\*

\* Performance reported for SC and nation, data not available at school level. Percentages at NAEP Achievement Levels.



## END OF COURSE TESTS - 2012

% of students scoring 70 or above on:	Our Middle School	Middle Schools with Students Like Ours
Algebra 1/Math for the Technologies 2	100.0	97.1
English 1	100.0	95.3
Physical Science	N/A	N/A
US History and the Constitution	N/A	N/A
All Subjects	100.0	96.8

## SC PERFORMANCE VISION

By 2020 all students will graduate with the knowledge and skills necessary to compete successfully in the global economy, participate in a democratic society and contribute positively as members of families and communities.

### Abbreviations Key

N/A Not Applicable N/AV Not Available N/C Not Collected N/R Not Reported I/S Insufficient Sample TBD To be determined

# Johnston Edgefield Trenton Middle School; [Edgefield County]

## SCHOOL PROFILE

	Our School	Change from Last Year	Middle Schools with Students Like Ours	Median Middle School
<b>Students (n=505)</b>				
Students enrolled in high school credit courses (grades 7 & 8)	42.9%	Up from 13.9%	21.9%	22.9%
Retention rate	0.0%	Down from 0.2%	0.9%	0.8%
Attendance rate	96.5%	Up from 95.8%	96.0%	96.2%
Served by gifted and talented program	N/AV	N/AV	N/AV	N/AV
With disabilities other than speech	N/AV	N/AV	N/AV	N/AV
Older than usual for grade	N/AV	N/AV	N/AV	N/AV
Out-of-school suspensions or expulsions for violent and/or criminal offenses	0.2%	Up from 0.0%	0.5%	0.5%
Annual dropout rate	0.0%	No Change	0.0%	0.0%
<b>Teachers (n=30)</b>				
Teachers with advanced degrees	26.7%	Down from 41.9%	60.0%	61.3%
Continuing contract teachers	N/AV	N/AV	N/AV	N/AV
Teachers returning from previous year	75.3%	Down from 82.7%	86.2%	86.7%
Teacher attendance rate	N/R	N/R	95.3%	95.2%
Average teacher salary*	\$44,319	Down 4.5%	\$45,676	\$46,422
Classes not taught by highly qualified teachers	0.0%	No Change	1.3%	2.0%
Professional development days/teacher	9.0 days	Up from 7.3 days	10.3 days	10.0 days
<b>School</b>				
Principal's years at school	3.0	Up from 2.0	5.0	4.0
Student-teacher ratio in core subjects	N/R	N/R	22.2 to 1	22.0 to 1
Prime instructional time	N/R	N/R	89.4%	90.1%
Opportunities in the arts	Good	No Change	Good	Good
SACS accreditation	Yes	No Change	Yes	Yes
Parents attending conferences	98.4%	Up from 60.4%	98.6%	98.8%
Character development program	Good	Up from Below Average	Good	Good
Dollars spent per pupil**	\$7,048	Down 0.4%	\$7,181	\$7,245
Percent of expenditures for instruction**	57.8%	Down from 65.3%	62.1%	63.1%
Percent of expenditures for teacher salaries**	56.8%	Down from 64.1%	60.2%	60.9%
ESEA composite index score	88.9	N/A	85.3	88.1

\* Length of contract = 185+ days.

\*\* Prior year audited financial data available.

## EVALUATION RESULTS

	Teachers	Students*	Parents*
Number of surveys returned	29	151	99
Percent satisfied with learning environment	65.5%	67.1%	82.8%
Percent satisfied with social and physical environment	85.7%	70.9%	76.8%
Percent satisfied with school-home relations	59.3%	83.8%	77.3%

\*Only students at the highest middle school grade level at this school and their parents were included.

## REPORT OF PRINCIPAL AND SCHOOL IMPROVEMENT COUNCIL

Johnston Edgefield Trenton Middle School is located in the historic county of Edgefield. The school was founded in 1993 to service the towns of Johnston, Edgefield and Trenton. Since its inception J-E-T Middle School has been focused on providing the best education possible for students in Edgefield County. While striving to provide this quality education, the school has been honored with many awards. This school year J-E-T Middle School was awarded the Palmetto Silver Award for academic achievement. As a T.A.P. School J-E-T earned a valued added 5 rating. This is the highest rating attainable for a school in the T.A.P. Program. J-E-T earned a "B" rating this year based upon student's PASS performance. J-E-T Middle School was honored with the Exemplary Writing Program Award on several occasions, with the latest awarded for the 2002-2005 school years. J-E-T Middle school was a Palmetto's Finest Award Finalist for the 1999-2000 school years. The Palmetto's Finest Award was awarded to J-E-T the next year in 2001.

The Johnston Edgefield Trenton school community takes pride in its accomplishments but is not willing to rest on them. The administration and faculty is currently taking steps to increase the school's competitiveness in the 21st century. New Initiatives such as The Eagle Leadership and Achievement Academy are designed to foster a stimulating academic environment for students. Students are required to perform at a high level academically and display a high level of character in order to be admitted to the academy. Students are active in various service learning projects including peer tutoring and community service. The PBIS model is also being implemented in order to maintain a positive environment where good character is promoted and valued.

Partnerships with higher education institutions such as Clemson University's dropout prevention program and U.S.C. Aiken's Ruth Patrick Science Center were developed by the leadership of J-E-T in order to assist in the school's academic progress. Students are able to take several field trips throughout the course of the year to the Ruth Patrick Science Center and to the Audubon Center. These trips are designed to fit seamlessly into science standards for all three grade levels.

Administrators, faculty and parents understand the challenges that lie ahead for Johnston Edgefield Trenton Middle School. We are optimistic that we will continue to make strides in the right direction as we increase students achievement and increase opportunities for students to value themselves and others. All of our stakeholders are committed to continuing the effort to help J-E-T Middle School soar and provide Edgefield County with one of the finest middle schools in the state of South Carolina.

Stephen Hampton, Principal  
Jill Cockrell, S.I.C. Chair

Comprehensive detail, including definitions of ratings, performance criteria, and explanations of status, is available on [www.ed.sc.gov](http://www.ed.sc.gov) and [www.eoc.sc.gov](http://www.eoc.sc.gov) as well as school and school district websites.

Printed versions are available from school districts upon request.

### Abbreviations Key

N/A Not Applicable N/AV Not Available N/C Not Collected N/R Not Reported I/S Insufficient Sample TBD To be determined

NI Newly Identified CSI Continuing School Improvement CA Corrective Action RP Plan to Restructure R Restructure DELAY School Improvement Status HOLD School Improvement Status