

SC Annual School Report Card Summary

Gregg Middle School
Dorchester School District Two
Grades: 6-8 Enrollment: 972
Principal: Lori R. Estep
Superintendent: Joseph R. Pye
Board Chair: Frances Townsend

PERFORMANCE

Comprehensive detail, including definitions of ratings, performance criteria, and explanations of status, is available on www.ed.sc.gov and www.eoc.sc.gov as well as school and school district websites. Printed versions are available from school districts upon request.

YEAR	ABSOLUTE RATING	GROWTH RATING	PALMETTO GOLD AND SILVER AWARD		ESEA/FEDERAL ACCOUNTABILITY RATING SYSTEM	
			General Performance	Closing the Gap	ESEA Grade	Accountability Indicator
2012	Excellent	Excellent	TBD	TBD	A	N/A
2011	Excellent	Good	Gold	N/A	Not Met	N/A
2010	Good	Good	Silver	Silver	Not Met	N/A

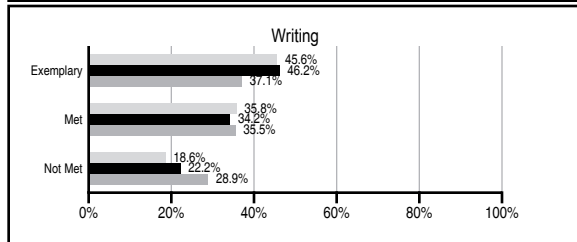
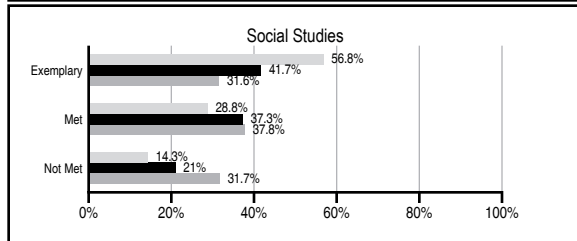
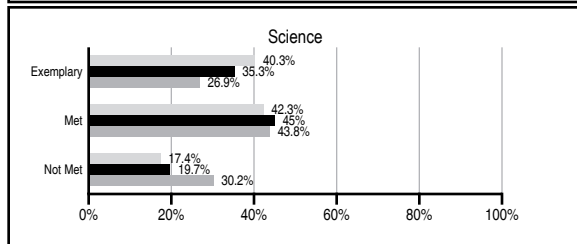
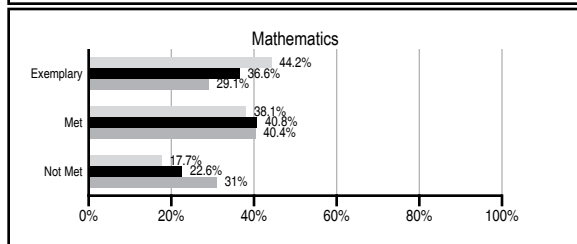
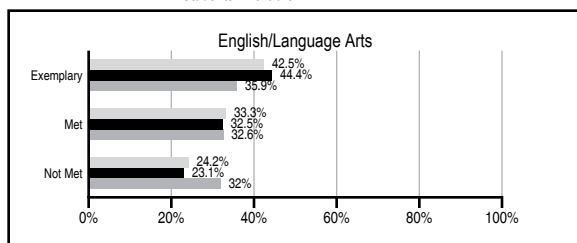
ABSOLUTE RATINGS OF MIDDLE SCHOOLS WITH STUDENTS LIKE OURS*

EXCELLENT	GOOD	AVERAGE	BELOW AVERAGE	AT-RISK
20	15	6	0	1

* Ratings are calculated with data available by 11/07/2012. Schools with Students Like Ours are Middle Schools with Poverty Indices of no more than 5% above or below the index for this school.

PASS PERFORMANCE


Our School Middle Schools with Students Like Ours Middle schools statewide




NAEP PERFORMANCE*

* Performance reported for SC and nation, data not available at school level. Percentages at NAEP Achievement Levels.


READING – GRADE 8 (2011)



MATH – GRADE 8 (2011)



SCIENCE – GRADE 8 (2009)



END OF COURSE TESTS - 2012

% of students scoring 70 or above on:	Our Middle School	Middle Schools with Students Like Ours
Algebra 1/Math for the Technologies 2	100.0	97.9
English 1	96.1	93.0
Physical Science	N/A	N/A
US History and the Constitution	N/A	9
All Subjects	97.7	94.8

SC PERFORMANCE VISION

By 2020 all students will graduate with the knowledge and skills necessary to compete successfully in the global economy, participate in a democratic society and contribute positively as members of families and communities.

Abbreviations Key

N/A Not Applicable N/AV Not Available N/C Not Collected N/R Not Reported I/S Insufficient Sample TBD To be determined

Gregg Middle School [Dorchester School District Two]

SCHOOL PROFILE

	Our School	Change from Last Year	Middle Schools with Students Like Ours	Median Middle School
Students (n=972)				
Students enrolled in high school credit courses (grades 7 & 8)	50.7%	Down from 62.4%	28.3%	22.9%
Retention rate	2.5%	Up from 2.0%	0.8%	0.8%
Attendance rate	96.1%	Up from 94.3%	96.6%	96.2%
Served by gifted and talented program	N/AV	N/AV	N/AV	N/AV
With disabilities other than speech	N/AV	N/AV	N/AV	N/AV
Older than usual for grade	N/AV	N/AV	N/AV	N/AV
Out-of-school suspensions or expulsions for violent and/or criminal offenses	1.1%	Down from 2.3%	0.3%	0.5%
Annual dropout rate	0.3%	No Change	0.0%	0.0%
Teachers (n=56)				
Teachers with advanced degrees	55.4%	Down from 59.3%	63.5%	61.3%
Continuing contract teachers	N/AV	N/AV	N/AV	N/AV
Teachers returning from previous year	88.5%	Up from 86.9%	89.1%	86.7%
Teacher attendance rate	93.0%	Down from 95.5%	95.2%	95.2%
Average teacher salary*	\$48,261	Up 3.6%	\$47,604	\$46,422
Classes not taught by highly qualified teachers	0.0%	No Change	1.9%	2.0%
Professional development days/teacher	10.3 days	Up from 6.7 days	10.4 days	10.0 days
School				
Principal's years at school	4.0	Up from 3.0	5.0	4.0
Student-teacher ratio in core subjects	25.3 to 1	Up from 24.6 to 1	23.5 to 1	22.0 to 1
Prime instructional time	88.5%	Down from 89.6%	91.1%	90.1%
Opportunities in the arts	Excellent	No Change	Excellent	Good
SACS accreditation	Yes	No Change	Yes	Yes
Parents attending conferences	95.5%	Down from 99.6%	98.8%	98.8%
Character development program	Good	Up from Average	Excellent	Good
Dollars spent per pupil**	\$6,238	Down 7.4%	\$7,025	\$7,245
Percent of expenditures for instruction**	63.5%	Up from 62.1%	63.2%	63.1%
Percent of expenditures for teacher salaries**	62.2%	Up from 60.8%	62.0%	60.9%
ESEA composite index score	93.9	N/A	91.8	88.1

* Length of contract = 185+ days.

** Prior year audited financial data available.

EVALUATION RESULTS

	Teachers	Students*	Parents*
Number of surveys returned	57	261	195
Percent satisfied with learning environment	94.7%	66.3%	78.6%
Percent satisfied with social and physical environment	100.0%	73.4%	69.8%
Percent satisfied with school-home relations	89.5%	83.9%	77.0%

*Only students at the highest middle school grade level at this school and their parents were included.

REPORT OF PRINCIPAL AND SCHOOL IMPROVEMENT COUNCIL

Gregg Middle School, located in a suburban area of Summerville, is one of six middle schools in Dorchester District Two. We are proud to offer a rigorous curriculum based on South Carolina's state standards. Our students have many opportunities for learning, including gifted and talented, advanced, and special needs courses. We also advocate for the fine arts with courses in band, chorus, dance, orchestra, guitar, piano, and visual arts. Fifty-five highly qualified teachers serve approximately 950 students in grades 6-8, along with 3 administrators, 3 guidance counselors, a media specialist, an instructional technology specialist, a full-time nurse and school psychologist. Our vision is to provide a safe, structured learning environment to promote high expectations for student achievement and character development to encourage success. Our school community lives and breathes our motto, "Success is the ONLY Option."

Gregg Middle School was recognized as a Palmetto Gold Award winner by the state for the 2011-2012 school year. This program recognizes schools that attain high levels of academic performance and schools that attain high rates of growth. Our students have excelled in many academic, athletic, and artistic areas. Nearly half of the eighth grade students are currently enrolled in high school credit courses including Algebra I, English I, Spanish I, Geometry, and Computer Applications. Nineteen seventh graders participated in Duke TIP with five students earning state recognition. Eighteen eighth graders were also named SC Junior Scholars. Many of our seventh and eighth grade students enjoyed participating in the district's middle school athletic program, as well. We are proud that our football team earned the title of District Champions.

The budget continues to present some challenges, but with a very strong PTSA and various fundraisers, we were able to accomplish our goals. We continue to utilize research-based programs, such as Read 180 for our struggling readers and Voyager for our special needs students. Emphasis was placed on Differentiated Instruction this year for professional development and in the classroom. In addition, 18 teachers completed the Nature and Needs course focused on providing our gifted and talented learners with quality instruction.

This year GMS implemented the Positive Behavior Interventions and Supports (PBIS) program schoolwide focusing on Mustang PRIDE, which stands for Prepared Responsible Individuals Determined to Excel. Students are rewarded for good behavior, good character, and good grades with Gold Cards. Students proudly display their Gold Cards which earn them special privileges throughout the school year.

At Gregg Middle School, we are continuing to strive for excellence and are dedicated to making a positive impact in the lives of our students.

Lori R. Estep, Principal
School Improvement Chair

Christine Walker,

Comprehensive detail, including definitions of ratings, performance criteria, and explanations of status, is available on www.ed.sc.gov and www.eoc.sc.gov as well as school and school district websites.

Printed versions are available from school districts upon request.

Abbreviations Key

N/A Not Applicable N/AV Not Available N/C Not Collected N/R Not Reported I/S Insufficient Sample TBD To be determined

NI Newly Identified CSI Continuing School Improvement CA Corrective Action RP Plan to Restructure R Restructure DELAY School Improvement Status HOLD School Improvement Status