

SC Annual School Report Card Summary

Oakbrook Middle School
Dorchester School District Two
Grades: 6-8 Enrollment: 929
Principal: Brion Rutherford
Superintendent: Joseph R. Pye
Board Chair: Frances Townsend

PERFORMANCE

Comprehensive detail, including definitions of ratings, performance criteria, and explanations of status, is available on www.ed.sc.gov and www.eoc.sc.gov as well as school and school district websites. Printed versions are available from school districts upon request.

YEAR	ABSOLUTE RATING	GROWTH RATING	PALMETTO GOLD AND SILVER AWARD		ESEA/FEDERAL ACCOUNTABILITY RATING SYSTEM	
			General Performance	Closing the Gap	ESEA Grade	Accountability Indicator
2012	Excellent	Excellent	TBD	TBD	A	N/A
2011	Good	Excellent	Gold	Silver	Not Met	N/A
2010	Average	Good	Silver	N/A	Not Met	N/A

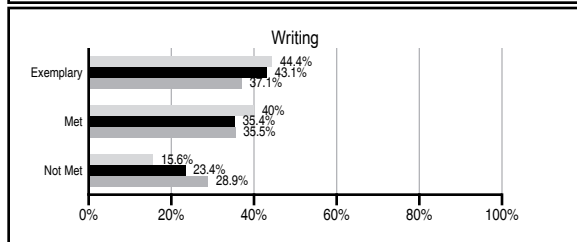
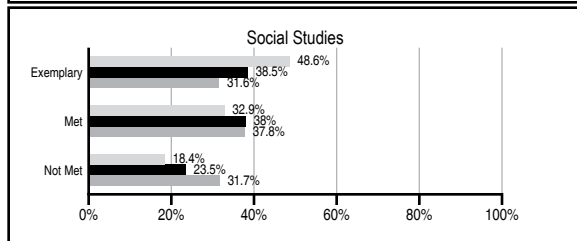
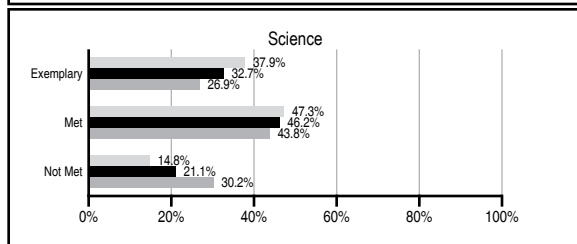
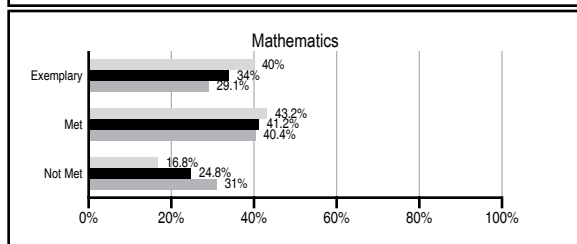
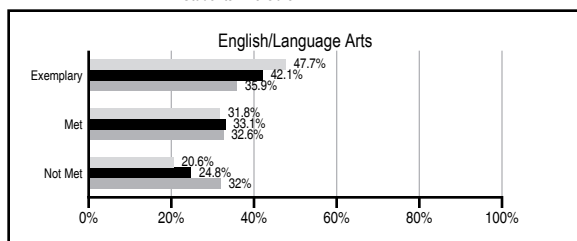
ABSOLUTE RATINGS OF MIDDLE SCHOOLS WITH STUDENTS LIKE OURS*

EXCELLENT	GOOD	AVERAGE	BELOW AVERAGE	AT-RISK
14	17	9	0	1

* Ratings are calculated with data available by 11/07/2012. Schools with Students Like Ours are Middle Schools with Poverty Indices of no more than 5% above or below the index for this school.

PASS PERFORMANCE


Our School Middle Schools with Students Like Ours Middle schools statewide




NAEP PERFORMANCE*

* Performance reported for SC and nation, data not available at school level. Percentages at NAEP Achievement Levels.


READING – GRADE 8 (2011)



MATH – GRADE 8 (2011)



SCIENCE – GRADE 8 (2009)



END OF COURSE TESTS - 2012

% of students scoring 70 or above on:	Our Middle School	Middle Schools with Students Like Ours
Algebra 1/Math for the Technologies 2	100.0	97.9
English 1	89.2	87.4
Physical Science	N/A	N/A
US History and the Constitution	N/A	9
All Subjects	94.4	94.6

SC PERFORMANCE VISION

By 2020 all students will graduate with the knowledge and skills necessary to compete successfully in the global economy, participate in a democratic society and contribute positively as members of families and communities.

Abbreviations Key

N/A Not Applicable N/AV Not Available N/C Not Collected N/R Not Reported I/S Insufficient Sample TBD To be determined

Oakbrook Middle School [Dorchester School District

SCHOOL PROFILE

	Our School	Change from Last Year	Middle Schools with Students Like Ours	Median Middle School
Students (n=929)				
Students enrolled in high school credit courses (grades 7 & 8)	45.1%	Up from 43.2%	28.3%	22.9%
Retention rate	1.9%	Down from 2.2%	0.7%	0.8%
Attendance rate	96.1%	Up from 95.8%	96.6%	96.2%
Served by gifted and talented program	N/AV	N/AV	N/AV	N/AV
With disabilities other than speech	N/AV	N/AV	N/AV	N/AV
Older than usual for grade	N/AV	N/AV	N/AV	N/AV
Out-of-school suspensions or expulsions for violent and/or criminal offenses	2.9%	Up from 2.2%	0.5%	0.5%
Annual dropout rate	0.2%	Down from 0.3%	0.0%	0.0%
Teachers (n=52)				
Teachers with advanced degrees	53.8%	Down from 58.8%	64.2%	61.3%
Continuing contract teachers	N/AV	N/AV	N/AV	N/AV
Teachers returning from previous year	85.7%	Down from 87.7%	88.5%	86.7%
Teacher attendance rate	93.0%	Down from 95.2%	95.2%	95.2%
Average teacher salary*	\$45,165	Down 3.7%	\$47,199	\$46,422
Classes not taught by highly qualified teachers	0.0%	No Change	1.7%	2.0%
Professional development days/teacher	11.7 days	Up from 10.8 days	10.7 days	10.0 days
School				
Principal's years at school	25.0	Up from 24.0	5.0	4.0
Student-teacher ratio in core subjects	25.3 to 1	Down from 26.9 to 1	24.4 to 1	22.0 to 1
Prime instructional time	87.6%	Down from 89.8%	90.8%	90.1%
Opportunities in the arts	Excellent	No Change	Excellent	Good
SACS accreditation	Yes	No Change	Yes	Yes
Parents attending conferences	100.0%	Up from 96.5%	98.8%	98.8%
Character development program	Excellent	Up from Good	Good	Good
Dollars spent per pupil**	\$5,507	Up 1.0%	\$6,760	\$7,245
Percent of expenditures for instruction**	69.0%	Up from 67.7%	63.0%	63.1%
Percent of expenditures for teacher salaries**	68.1%	Up from 67.0%	60.9%	60.9%
ESEA composite index score	93.9	N/A	90.4	88.1

* Length of contract = 185+ days.

** Prior year audited financial data available.

EVALUATION RESULTS

	Teachers	Students*	Parents*
Number of surveys returned	61	288	62
Percent satisfied with learning environment	96.7%	68.3%	78.0%
Percent satisfied with social and physical environment	91.8%	65.2%	72.1%
Percent satisfied with school-home relations	77.0%	88.8%	69.4%

*Only students at the highest middle school grade level at this school and their parents were included.

Comprehensive detail, including definitions of ratings, performance criteria, and explanations of status, is available on www.ed.sc.gov and www.eoc.sc.gov as well as school and school district websites.

Printed versions are available from school districts upon request.

REPORT OF PRINCIPAL AND SCHOOL IMPROVEMENT COUNCIL

Oakbrook Middle School, located in the southern corner of Dorchester County, is one of six middle schools in Dorchester School District Two. The mission of Oakbrook Middle School is to educate students to become proficient, responsible and caring citizens by creating a nurturing environment where staff, parents and community work together to provide challenges and opportunities for students to reach their maximum potential. OMS received an absolute report card rating of "GOOD" and a growth rating of "EXCELLENT" for the 2011 school year. Our students continue to demonstrate their academic success in the areas of reading, math and science. We have earned the Gold Level Award in Math Counts, and we continue to do well in the various math academic competitions. This year our Legos Robotics Team participated in the lowcountry competition. This is the 25th consecutive year OMS has placed in a division of the Quest Competition. We had 52 Junior Scholar participants and 20 Duke TIP Scholars. We had 8 students who qualified as state finalist. Our students and staff raised over \$6,000 for Make-A-Wish and over \$10,000.00 for Relay for Life. We also continue to support the American Heart Association, the Susan B. Komen Foundation as well as the Trident-United Way Campaign. Additionally, our students and staff have supported the Muscular Dystrophy Association and the Low Country Food Bank.

OMS continues to implement strategies that have been successful in closing the achievement gap. This year, we won both the Palmetto Gold and Silver Awards from the SDE. The Silver Award was for closing the achievement gap. We use benchmark data to evaluate, guide, and improve instruction. Also, we use Compass Learning as well as Voyager Math and Reading software. These programs allow us to use technology to create effective individual learning paths for our students. This year we implemented two universal screening assessments, SRI and SMI, to provide performance data on all students in math and reading. The data will be used to develop appropriate RTI (Response to Interventions) practices that will improve student achievement. We continue to provide computer assisted instruction with Smart Boards and web-based activities. The READ 180 program continues to address the needs for struggling readers in all grades. We utilize Parent Portal, School Fusion, ParentLink and parent focus meetings to address the challenges parents face rearing and educating young adolescents. We continue to conduct information sessions, award/recognition programs, and parent teacher conferences.

Professional development opportunities for our teachers remain a top priority. The collaboration and data debriefings held throughout the year have proved to be very beneficial. Additionally, the emphasis on EDI (Explicit Direct Instruction), Target Teach, and collaborative planning sessions will continue to be utilized. Our teachers will continue to utilize web-based instructional opportunities that will address the needs of all students. Our faculty consists of fifty-three teachers, with nine having received National Board Certification. OMS continues to be a great place where students "care to learn and learn to care."

Garland W. Crump, Principal
Clark, SIC Chairperson

Joan

Abbreviations Key

N/A Not Applicable N/AV Not Available N/C Not Collected N/R Not Reported I/S Insufficient Sample TBD To be determined
NI Newly Identified CSI Continuing School Improvement CA Corrective Action RP Plan to Restructure R Restructure DELAY School Improvement Status HOLD School Improvement Status