



SC Annual School Report Card Summary

DuBose Middle School
Dorchester School District Two
Grades: 6-8 **Enrollment: 1,031**
Principal: Christie O'Rear
Superintendent: Joseph R. Pye
Board Chair: Frances Townsend

PERFORMANCE

Comprehensive detail, including definitions of ratings, performance criteria, and explanations of status, is available on www.ed.sc.gov and www.eoc.sc.gov as well as school and school district websites. Printed versions are available from school districts upon request.

YEAR	ABSOLUTE RATING	GROWTH RATING	PALMETTO GOLD AND SILVER AWARD		ESEA/FEDERAL ACCOUNTABILITY RATING SYSTEM	
			General Performance	Closing the Gap	ESEA Grade	Accountability Indicator
2012	Excellent	Excellent	TBD	TBD	A	N/A
2011	Good	Excellent	Gold	Silver	Not Met	N/A
2010	Good	Good	Silver	Silver	Not Met	N/A

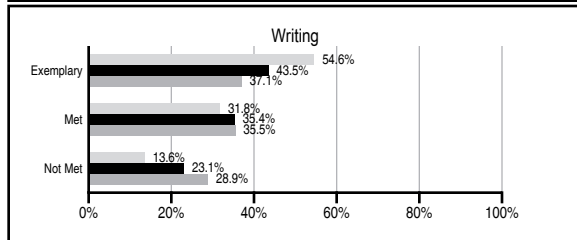
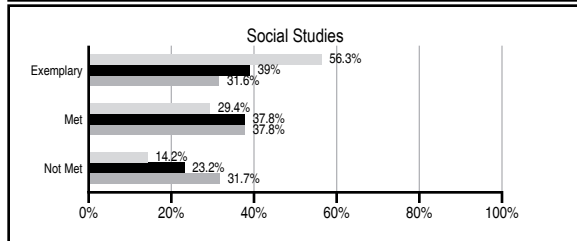
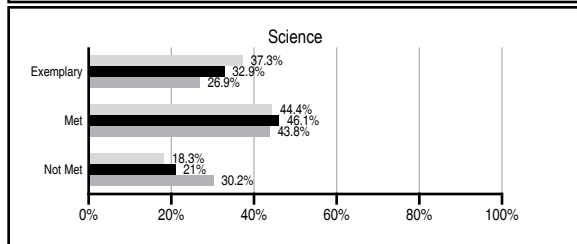
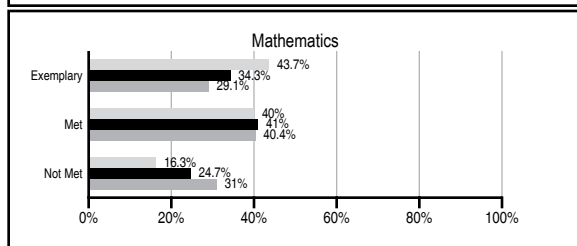
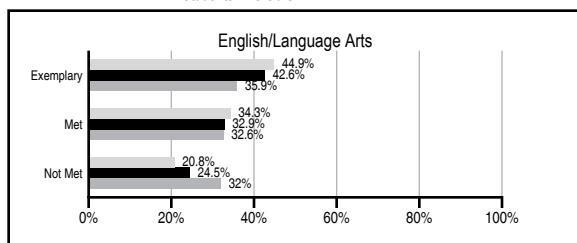
ABSOLUTE RATINGS OF MIDDLE SCHOOLS WITH STUDENTS LIKE OURS*

EXCELLENT	GOOD	AVERAGE	BELOW AVERAGE	AT-RISK
15	17	8	0	1

* Ratings are calculated with data available by 11/07/2012. Schools with Students Like Ours are Middle Schools with Poverty Indices of no more than 5% above or below the index for this school.

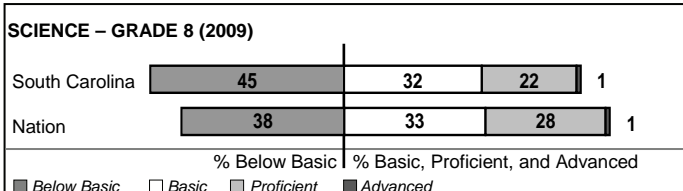


PASS PERFORMANCE

Our School Middle Schools with Students Like Ours Middle schools statewide



NAEP PERFORMANCE*

* Performance reported for SC and nation, data not available at school level. Percentages at NAEP Achievement Levels.



END OF COURSE TESTS - 2012

% of students scoring 70 or above on:	Our Middle School	Middle Schools with Students Like Ours
Algebra 1/Math for the Technologies 2	100.0	97.9
English 1	100.0	87.4
Physical Science	N/A	N/A
US History and the Constitution	N/A	9
All Subjects	100.0	94.6

SC PERFORMANCE VISION

By 2020 all students will graduate with the knowledge and skills necessary to compete successfully in the global economy, participate in a democratic society and contribute positively as members of families and communities.

Abbreviations Key

N/A Not Applicable N/AV Not Available N/C Not Collected N/R Not Reported I/S Insufficient Sample TBD To be determined

DuBose Middle School [Dorchester School District Two]

SCHOOL PROFILE

	Our School	Change from Last Year	Middle Schools with Students Like Ours	Median Middle School
Students (n=1,031)				
Students enrolled in high school credit courses (grades 7 & 8)	45.1%	Up from 42.8%	28.3%	22.9%
Retention rate	1.1%	Down from 1.2%	0.7%	0.8%
Attendance rate	94.6%	Up from 94.2%	96.6%	96.2%
Served by gifted and talented program	N/AV	N/AV	N/AV	N/AV
With disabilities other than speech	N/AV	N/AV	N/AV	N/AV
Older than usual for grade	N/AV	N/AV	N/AV	N/AV
Out-of-school suspensions or expulsions for violent and/or criminal offenses	0.0%	Down from 2.8%	0.6%	0.5%
Annual dropout rate	0.0%	Down from 0.3%	0.0%	0.0%
Teachers (n=57)				
Teachers with advanced degrees	50.9%	Up from 42.9%	64.2%	61.3%
Continuing contract teachers	N/AV	N/AV	N/AV	N/AV
Teachers returning from previous year	84.2%	Up from 83.2%	88.5%	86.7%
Teacher attendance rate	94.1%	Down from 95.4%	95.3%	95.2%
Average teacher salary*	\$44,586	Up 3.1%	\$47,412	\$46,422
Classes not taught by highly qualified teachers	0.0%	No Change	1.7%	2.0%
Professional development days/teacher	11.0 days	Up from 10.8 days	10.7 days	10.0 days
School				
Principal's years at school	6.0	Up from 5.0	5.0	4.0
Student-teacher ratio in core subjects	24.8 to 1	Up from 24.1 to 1	24.2 to 1	22.0 to 1
Prime instructional time	87.6%	Down from 88.5%	91.0%	90.1%
Opportunities in the arts	Excellent	No Change	Excellent	Good
SACS accreditation	Yes	No Change	Yes	Yes
Parents attending conferences	99.5%	Down from 100.0%	98.7%	98.8%
Character development program	Good	No Change	Good	Good
Dollars spent per pupil**	\$5,720	Down 7.5%	\$6,760	\$7,245
Percent of expenditures for instruction**	63.2%	Up from 60.6%	63.2%	63.1%
Percent of expenditures for teacher salaries**	62.0%	Up from 59.8%	61.5%	60.9%
ESEA composite index score	90.5	N/A	90.4	88.1

* Length of contract = 185+ days.

** Prior year audited financial data available.

EVALUATION RESULTS

	Teachers	Students*	Parents*
Number of surveys returned	58	305	196
Percent satisfied with learning environment	91.4%	73.0%	83.8%
Percent satisfied with social and physical environment	96.5%	77.5%	82.6%
Percent satisfied with school-home relations	78.9%	82.5%	75.4%

*Only students at the highest middle school grade level at this school and their parents were included.

REPORT OF PRINCIPAL AND SCHOOL IMPROVEMENT COUNCIL

DuBose Middle School is located in the northern most part of the district in the Knightsville area. The mission of DuBose Middle School is to provide a safe environment where all students can learn at their highest level. Our vision is to provide each of our students with the skills necessary to become productive citizens by providing a nurturing environment with rigorous and relevant learning; and by providing an environment where staff, parents and community work together to provide challenges and opportunities for each student to reach their full potential. DMS received an absolute rating of Good on the 2011 school report card. We received the Palmetto Gold Award for Academic Achievement and Silver Award for Closing the Achievement Gap. DMS continues to work towards the SC Performance Goals.

This year the student body demonstrated their academic abilities during the Low Country Quest Competitions, Quiz Bowl, spelling bees, Storm the Citadel Trebuchet Competition and other academic competitions. Our chorus received superior ratings in statewide competitions and our band scored the only superior rating in the district during state competitions. Our steel drum band is the only one of its kind among district middle schools and is the largest one in public schools in the nation. Our athletic teams continued to excel with a district championship in wrestling, and runner-up in football and baseball.

DMS continues to try to close achievement gaps in all academic areas. Analysis of our 2011 PASS and other assessment data shows that our students are progressing. We use the Scholastic Read 180 program in all grades to address the needs of struggling readers. Instructional technology is used with SMART Boards, wireless laptops and computer labs. We also use the Compass Learning Program, Assisted Math Lab and Insiders Courtyard tutoring to assist students achieve at their own pace. Assessment data is used to identify areas of students' strengths and deficiencies. We continued to communicate with parents by utilizing the web-based Parent Portal in Power School. Parents can access students' grades, attendance, discipline and other student information through this system. ParentLink Communication System and weekly classroom and homework agendas are also used to keep parents informed and involved in their students' learning. The school website and parent focus meetings are used to address the challenges of home-to-school relations. Teacher professional development continues to focus on best instructional practices that include differentiated instruction, explicit direct instruction, Target Teach, and ENI formatted lesson plans to help address the varied needs of our students. Implementation of technology initiatives, such as Senteo Clickers and SMART Boards as instructional tools, was a continued focus of our staff development this school year.

The DMS faculty, staff and students continue to show their P.R.I.D.E. every day.

Kenneth Farrell, Principal
Mitchum, S.I.C. Chairperson

Stephanie

Comprehensive detail, including definitions of ratings, performance criteria, and explanations of status, is available on www.ed.sc.gov and www.eoc.sc.gov as well as school and school district websites.

Printed versions are available from school districts upon request.

Abbreviations Key

N/A Not Applicable N/AV Not Available N/C Not Collected N/R Not Reported I/S Insufficient Sample TBD To be determined

NI Newly Identified CSI Continuing School Improvement CA Corrective Action RP Plan to Restructure R Restructure DELAY School Improvement Status HOLD School Improvement Status