



SC Annual School Report Card Summary

Rollings Middle School of the Arts
Dorchester School District Two
Grades: 6-8 Enrollment: 660
Principal: Dr. Kathy Sobolewski
Superintendent: Joseph R. Pye
Board Chair: Frances Townsend

PERFORMANCE

Comprehensive detail, including definitions of ratings, performance criteria, and explanations of status, is available on www.ed.sc.gov and www.eoc.sc.gov as well as school and school district websites. Printed versions are available from school districts upon request.

| YEAR | ABSOLUTE RATING | GROWTH RATING | PALMETTO GOLD AND SILVER AWARD | | ESEA/FEDERAL ACCOUNTABILITY RATING SYSTEM | |
|------|-----------------|---------------|--------------------------------|-----------------|---|--------------------------|
| | | | General Performance | Closing the Gap | ESEA Grade | Accountability Indicator |
| 2012 | Excellent | Excellent | TBD | TBD | A | N/A |
| 2011 | Excellent | Excellent | Gold | Gold | Met | N/A |
| 2010 | Excellent | Excellent | Gold | Gold | Met | N/A |

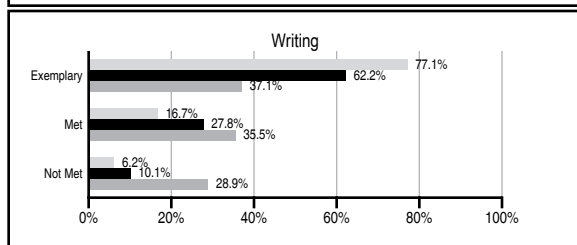
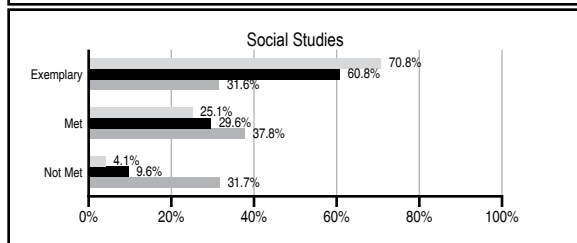
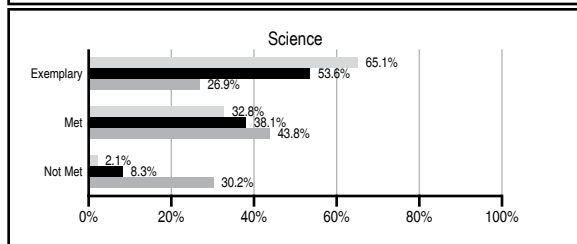
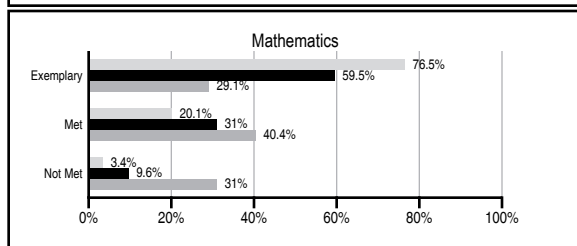
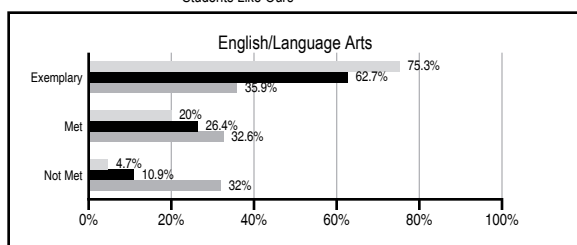
ABSOLUTE RATINGS OF MIDDLE SCHOOLS WITH STUDENTS LIKE OURS*

| EXCELLENT | GOOD | AVERAGE | BELOW AVERAGE | AT-RISK |
|-----------|------|---------|---------------|---------|
| 9 | 0 | 0 | 0 | 0 |

* Ratings are calculated with data available by 11/07/2012. Schools with Students Like Ours are Middle Schools with Poverty Indices of no more than 5% above or below the index for this school.

PASS PERFORMANCE


Our School Middle Schools with Students Like Ours Middle schools statewide




NAEP PERFORMANCE*

* Performance reported for SC and nation, data not available at school level. Percentages at NAEP Achievement Levels.


READING – GRADE 8 (2011)



MATH – GRADE 8 (2011)



SCIENCE – GRADE 8 (2009)



END OF COURSE TESTS - 2012

| % of students scoring 70 or above on: | Our Middle School | Middle Schools with Students Like Ours |
|---------------------------------------|-------------------|--|
| Algebra 1/Math for the Technologies 2 | 100.0 | 99.9 |
| English 1 | 100.0 | 99.2 |
| Physical Science | N/A | N/A |
| US History and the Constitution | N/A | N/A |
| All Subjects | 100.0 | 99.7 |

SC PERFORMANCE VISION

By 2020 all students will graduate with the knowledge and skills necessary to compete successfully in the global economy, participate in a democratic society and contribute positively as members of families and communities.

Abbreviations Key

N/A Not Applicable N/AV Not Available N/C Not Collected N/R Not Reported I/S Insufficient Sample TBD To be determined

Rollings Middle School of the Arts [Dorchester School District Two]

SCHOOL PROFILE

| | Our School | Change from Last Year | Middle Schools with Students Like Ours | Median Middle School |
|--|------------|-----------------------|--|----------------------------|
| Students (n=660) | | | | |
| Students enrolled in high school credit courses (grades 7 & 8) | 42.4% | Down from 45.8% | 31.8% | 22.9% |
| Retention rate | 0.0% | Down from 0.5% | 0.1% | 0.8% |
| Attendance rate | 97.8% | Up from 97.0% | 97.2% | 96.2% |
| Served by gifted and talented program | N/AV | N/AV | N/AV | N/AV |
| With disabilities other than speech | N/AV | N/AV | N/AV | N/AV |
| Older than usual for grade | N/AV | N/AV | N/AV | N/AV |
| Out-of-school suspensions or expulsions for violent and/or criminal offenses | 0.2% | Down from 0.8% | 0.3% | 0.5% |
| Annual dropout rate | 0.0% | No Change | 0.0% | 0.0% |
| Teachers (n=37) | | | | |
| Teachers with advanced degrees | 48.6% | Down from 61.5% | 65.2% | 61.3% |
| Continuing contract teachers | N/AV | N/AV | N/AV | N/AV |
| Teachers returning from previous year | 89.5% | Down from 93.0% | 91.8% | 86.7% |
| Teacher attendance rate | 95.1% | Up from 95.0% | 95.5% | 95.2% |
| Average teacher salary* | \$47,447 | Down 5.1% | \$49,022 | \$46,422 |
| Classes not taught by highly qualified teachers | 0.0% | No Change | 0.4% | 2.0% |
| Professional development days/teacher | 14.2 days | Up from 12.9 days | 10.2 days | 10.0 days |
| School | | | | |
| Principal's years at school | 2.0 | Up from 1.0 | 2.0 | 4.0 |
| Student-teacher ratio in core subjects | 27.5 to 1 | Up from 27.0 to 1 | 24.3 to 1 | 22.0 to 1 |
| Prime instructional time | 92.1% | Up from 91.6% | 91.3% | 90.1% |
| Opportunities in the arts | Excellent | No Change | Excellent | Good |
| SACS accreditation | Yes | No Change | Yes | Yes |
| Parents attending conferences | 99.9% | Up from 96.9% | 99.9% | 98.8% |
| Character development program | Excellent | No Change | Excellent | Good |
| Dollars spent per pupil** | \$6,336 | Down 6.5% | \$6,375 | \$7,245 |
| Percent of expenditures for instruction** | 63.9% | Down from 64.0% | 66.2% | 63.1% |
| Percent of expenditures for teacher salaries** | 63.1% | Up from 63.0% | 65.1% | 60.9% |
| ESEA composite index score | 100.0 | N/A | 92.2 | 88.1 |

* Length of contract = 185+ days.

** Prior year audited financial data available.

EVALUATION RESULTS

| | Teachers | Students* | Parents* |
|--|----------|-----------|----------|
| Number of surveys returned | 38 | 208 | 158 |
| Percent satisfied with learning environment | 92.1% | 94.7% | 96.8% |
| Percent satisfied with social and physical environment | 100.0% | 92.8% | 96.1% |
| Percent satisfied with school-home relations | 97.4% | 94.7% | 98.0% |

*Only students at the highest middle school grade level at this school and their parents were included.

REPORT OF PRINCIPAL AND SCHOOL IMPROVEMENT COUNCIL

Rollings Middle School of the Arts served 650 artistically gifted students from Dorchester School District Two in sixth through eighth grades during 2011-2012. The staff consists of 45 certified faculty and 18 classified employees.

Students spend equal amounts of time each day in four core academic courses and a core art course (band, dance, piano, strings, theatre arts, visual arts, or vocal music). Because a high proportion of students are also academically gifted, all of the teachers at RMSA are GATE-endorsed or in the process of completing GATE courses. Core academic teachers create innovative lessons which infuse the various art disciplines. These practices make learning relevant to our students and allow teachers to meet students' specific needs.

Our students continue to excel with the help of faculty members who focus on rigor, relevance, and relationships. RMSA received the Palmetto Gold Award because of overall student performance based upon the state report card's absolute and improvement ratings of "Excellent." Additionally, receiving the "Closing the Achievement Gap" award recognizes our commitment to teaching each child to their fullest ability. Our students excelled in many academic competitions including QUEST, Math is Cool, Geography Bee, Spelling Bee, Reflections, and Math Counts. The RoboKnights robotics team competed at the "Robots in Paradise" world event in Florida. Our sports teams also were highly competitive with volleyball, softball, and baseball teams winning district championships.

We are proud of our school's intense focus on data-driven decision-making. Teachers utilize data from benchmark tests to track student's progress. These tests allow teachers to identify strengths and weaknesses of students based on the state curriculum standards. Administrators use the data to spark discussions with teachers about instructional decisions within their classrooms.

RMSA will implement a student leadership program based upon "The Seven Habits of Highly Effective People" beginning the fall of 2012. The RMSA faculty is actively participating in the training and will enthusiastically teach the skills to our students. The acquisition of these skills will serve our students in high school, college, the workplace, and beyond.

Rollings PTSA reached 100% membership again this school year and recorded an excess of 2100 volunteer hours. Parents, teachers, and students combine to make RMSA an excellent, family-friendly school with high expectations and quality results.

Dr. Kathy Sobolewski, Principal
Joyce Becwar, SIC Chairman

Comprehensive detail, including definitions of ratings, performance criteria, and explanations of status, is available on www.ed.sc.gov and www.eoc.sc.gov as well as school and school district websites.

Printed versions are available from school districts upon request.

Abbreviations Key

N/A Not Applicable N/AV Not Available N/C Not Collected N/R Not Reported I/S Insufficient Sample TBD To be determined

NI Newly Identified CSI Continuing School Improvement CA Corrective Action RP Plan to Restructure R Restructure DELAY School Improvement Status HOLD School Improvement Status