

# SC Annual School Report Card Summary

Alston Middle School  
Dorchester School District Two  
Grades: 6-8 Enrollment: 924  
Principal: Thad Schmenk  
Superintendent: Joseph R. Pye  
Board Chair: Frances Townsend

## PERFORMANCE

Comprehensive detail, including definitions of ratings, performance criteria, and explanations of status, is available on [www.ed.sc.gov](http://www.ed.sc.gov) and [www.eoc.sc.gov](http://www.eoc.sc.gov) as well as school and school district websites. Printed versions are available from school districts upon request.

YEAR	ABSOLUTE RATING	GROWTH RATING	PALMETTO GOLD AND SILVER AWARD		ESEA/FEDERAL ACCOUNTABILITY RATING SYSTEM	
			General Performance	Closing the Gap	ESEA Grade	Accountability Indicator
2012	Good	Excellent	TBD	TBD	A	N/A
2011	Good	Good	Silver	N/A	Not Met	N/A
2010	Good	Good	Silver	N/A	Not Met	N/A

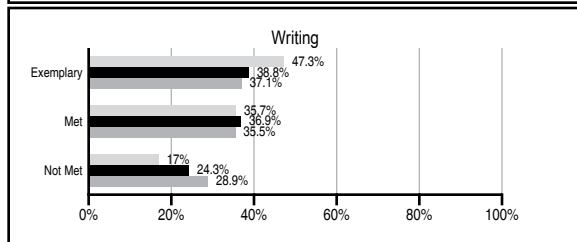
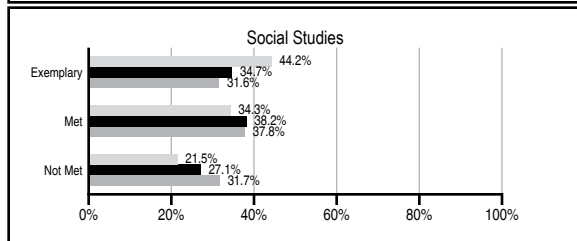
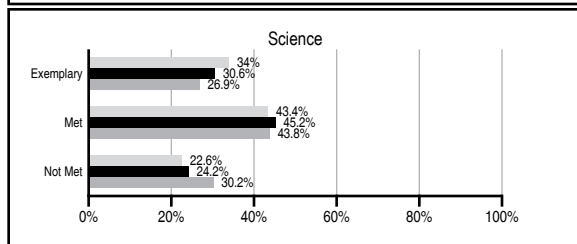
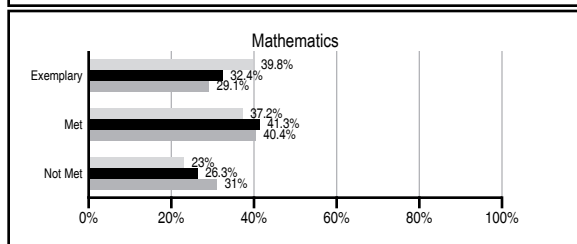
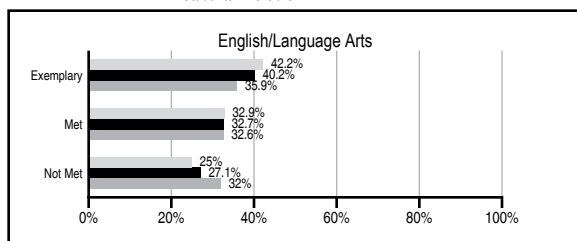
## ABSOLUTE RATINGS OF MIDDLE SCHOOLS WITH STUDENTS LIKE OURS\*

EXCELLENT	GOOD	AVERAGE	BELOW AVERAGE	AT-RISK
8	23	22	0	0

\* Ratings are calculated with data available by 11/07/2012. Schools with Students Like Ours are Middle Schools with Poverty Indices of no more than 5% above or below the index for this school.

## PASS PERFORMANCE


Our School Middle Schools with Students Like Ours Middle schools statewide




## NAEP PERFORMANCE\*

\* Performance reported for SC and nation, data not available at school level. Percentages at NAEP Achievement Levels.


### READING – GRADE 8 (2011)



### MATH – GRADE 8 (2011)



### SCIENCE – GRADE 8 (2009)



## END OF COURSE TESTS - 2012

% of students scoring 70 or above on:	Our Middle School	Middle Schools with Students Like Ours
Algebra 1/Math for the Technologies 2	100.0	97.3
English 1	100.0	91.1
Physical Science	N/A	N/A
US History and the Constitution	N/A	N/A
All Subjects	100.0	96.6

## SC PERFORMANCE VISION

By 2020 all students will graduate with the knowledge and skills necessary to compete successfully in the global economy, participate in a democratic society and contribute positively as members of families and communities.

### Abbreviations Key

N/A Not Applicable N/AV Not Available N/C Not Collected N/R Not Reported I/S Insufficient Sample TBD To be determined

# Alston Middle School [Dorchester School District Two]

## SCHOOL PROFILE

	Our School	Change from Last Year	Middle Schools with Students Like Ours	Median Middle School
<b>Students (n=924)</b>				
Students enrolled in high school credit courses (grades 7 & 8)	41.9%	Down from 45.8%	34.2%	22.9%
Retention rate	1.0%	Up from 0.6%	0.7%	0.8%
Attendance rate	96.5%	Up from 94.9%	96.2%	96.2%
Served by gifted and talented program	N/AV	N/AV	N/AV	N/AV
With disabilities other than speech	N/AV	N/AV	N/AV	N/AV
Older than usual for grade	N/AV	N/AV	N/AV	N/AV
Out-of-school suspensions or expulsions for violent and/or criminal offenses	2.1%	Up from 0.9%	0.8%	0.5%
Annual dropout rate	0.0%	Down from 0.3%	0.0%	0.0%
<b>Teachers (n=55)</b>				
Teachers with advanced degrees	50.9%	Down from 52.7%	61.9%	61.3%
Continuing contract teachers	N/AV	N/AV	N/AV	N/AV
Teachers returning from previous year	84.0%	Up from 80.9%	88.6%	86.7%
Teacher attendance rate	93.4%	Down from 94.4%	95.2%	95.2%
Average teacher salary*	\$42,952	Down 0.7%	\$47,022	\$46,422
Classes not taught by highly qualified teachers	0.0%	No Change	0.9%	2.0%
Professional development days/teacher	8.5 days	Down from 9.6 days	10.5 days	10.0 days
<b>School</b>				
Principal's years at school	1.0	Down from 16.0	4.0	4.0
Student-teacher ratio in core subjects	25.5 to 1	Up from 23.9 to 1	23.0 to 1	22.0 to 1
Prime instructional time	88.4%	Down from 88.5%	90.0%	90.1%
Opportunities in the arts	Excellent	No Change	Good	Good
SACS accreditation	Yes	No Change	Yes	Yes
Parents attending conferences	96.2%	Down from 97.5%	97.9%	98.8%
Character development program	Good	Down from Excellent	Good	Good
Dollars spent per pupil**	\$6,249	Down 8.1%	\$7,078	\$7,245
Percent of expenditures for instruction**	63.0%	Up from 60.6%	64.1%	63.1%
Percent of expenditures for teacher salaries**	61.8%	Up from 59.6%	61.7%	60.9%
ESEA composite index score	94.0	N/A	88.1	88.1

\* Length of contract = 185+ days.

\*\* Prior year audited financial data available.

## EVALUATION RESULTS

	Teachers	Students*	Parents*
Number of surveys returned	51	267	147
Percent satisfied with learning environment	90.2%	74.0%	80.6%
Percent satisfied with social and physical environment	92.2%	74.7%	79.3%
Percent satisfied with school-home relations	72.0%	89.1%	77.4%

\*Only students at the highest middle school grade level at this school and their parents were included.

## REPORT OF PRINCIPAL AND SCHOOL IMPROVEMENT COUNCIL

Alston Middle School, located off of Highway 78 in Summerville, SC, is an outstanding arts-infused school where the academics, arts, and athletics come together to promote student growth and create a wonderful learning environment. Alston Middle School offers a rigorous, relevant, and challenging curriculum that advances the learning of all of our students. We are dedicated to providing a safe environment in order to maximize the academic, creative, athletic, and emotional potential of each student.

We are proud of our students, staff, parents, business partners, and community members who have supported our efforts this year. Our combined efforts earned us many awards and enabled our students to grow. AMS received the Palmetto Silver Award for student achievement for the 2010-2011 school year. The AMS Girls' Robotics Team won 1st place for robot design at the 2012 Robotics Competition. The AMS QUEST team won 2nd place in Math-Level 1 (6th grade), 2nd place in Social Studies-Level 1 (6th grade), and 2nd place in the Overall Level 1. Furthermore, a healthy lifestyle and nutrition program (CHEFS) was implemented through the support of the Greater Summerville/ Dorchester County Chamber of Commerce.

Students at AMS also enjoy many opportunities to enhance their educational experience through the arts, sports, and electives. We offer classes in piano, guitar, dance, physical education, band, strings, chorus, visual arts, theater, and Spanish. Also, students have the opportunity to participate in QUEST academic teams, Robotics, the Geography Bee, and additional clubs, sports, and activities. The AMS theater students performed the musical, Fiddler on the Roof. Strings students performed in several public concerts and won numerous awards. The AMS Concert Choir received an Excellent Rating at the SCMEA Choral Festival. The AMS Wrestling Team placed second this season. Our AMS Girl's Softball Team played an undefeated regular season and placed 2nd overall in the tournament.

For the 2011-2012 school year, we worked toward meeting the needs of each individual child. Data collected via various means was used by caring teachers to determine overall and individual student needs. The results of these diagnostic measures help us to implement interventions and differentiation in all subject areas resulting in student learning and growth. Our plans for the 2012-2113 school year include maximizing instruction and increasing communication.

Like many schools in our district, we face challenges. We operate with fewer funds, tackle new initiatives, and address the obstacles of a rapidly changing world. Armed with a formidable PTA Board, a fully-engaged teaching staff, a School Improvement Council, and a host of community stakeholders, our school will continue to radiate and develop into a brilliant learning community.

Thad Schmenk, Principal  
SIC Chairperson

Lisa Hamilton,

Comprehensive detail, including definitions of ratings, performance criteria, and explanations of status, is available on [www.ed.sc.gov](http://www.ed.sc.gov) and [www.eoc.sc.gov](http://www.eoc.sc.gov) as well as school and school district websites.

Printed versions are available from school districts upon request.

### Abbreviations Key

N/A Not Applicable N/AV Not Available N/C Not Collected N/R Not Reported I/S Insufficient Sample TBD To be determined  
NI Newly Identified CSI Continuing School Improvement CA Corrective Action RP Plan to Restructure R Restructure DELAY School Improvement Status HOLD School Improvement Status