



SC Annual School Report Card Summary

J. V. Martin Jr. High
Dillon School District Four
Grades: 7-8 **Enrollment: 505**
Principal: Rodney Cook
Superintendent: D. Ray Rogers
Board Chair: Fitzgerald Lytch

PERFORMANCE

Comprehensive detail, including definitions of ratings, performance criteria, and explanations of status, is available on www.ed.sc.gov and www.eoc.sc.gov as well as school and school district websites. Printed versions are available from school districts upon request.

YEAR	ABSOLUTE RATING	GROWTH RATING	PALMETTO GOLD AND SILVER AWARD		ESEA/FEDERAL ACCOUNTABILITY RATING SYSTEM	
			General Performance	Closing the Gap	ESEA Grade	Accountability Indicator
2012	Below Average	Average	TBD	TBD	C	N/A
2011	Below Average	Below Average	N/A	N/A	N/A	N/A
2010	Below Average	Below Average	N/A	N/A	N/A	R-HOLD

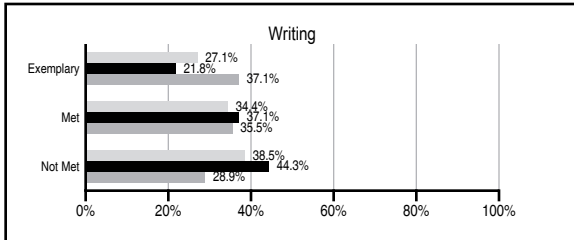
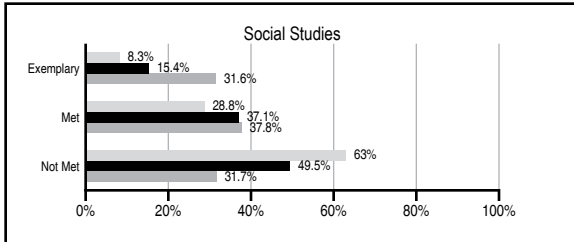
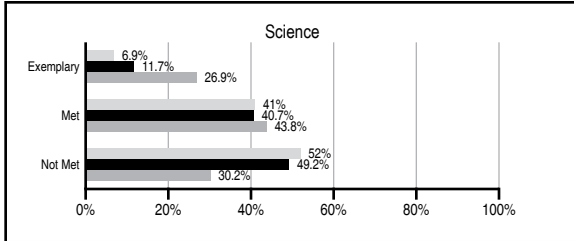
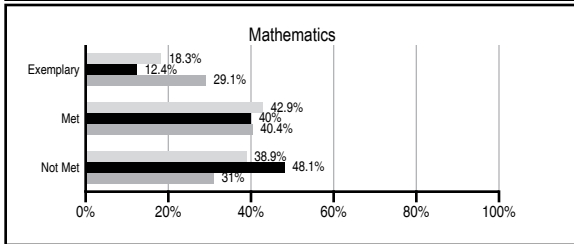
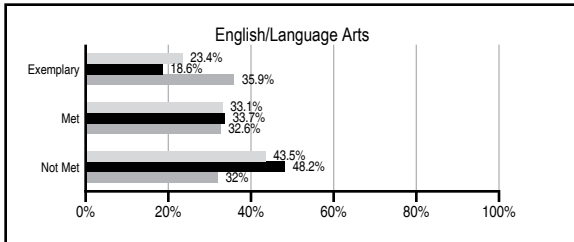
ABSOLUTE RATINGS OF MIDDLE SCHOOLS WITH STUDENTS LIKE OURS*

EXCELLENT	GOOD	AVERAGE	BELOW AVERAGE	AT-RISK
0	1	22	22	20

* Ratings are calculated with data available by 11/07/2012. Schools with Students Like Ours are Middle Schools with Poverty Indices of no more than 5% above or below the index for this school.

PASS PERFORMANCE

Our School
 Middle Schools with Students Like Ours
 Middle schools statewide



NAEP PERFORMANCE*

* Performance reported for SC and nation, data not available at school level. Percentages at NAEP Achievement Levels.

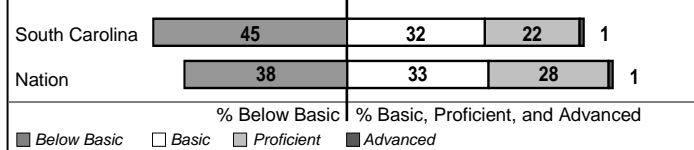
READING – GRADE 8 (2011)



MATH – GRADE 8 (2011)



SCIENCE – GRADE 8 (2009)



END OF COURSE TESTS - 2012

% of students scoring 70 or above on:	Our Middle School	Middle Schools with Students Like Ours
Algebra 1/Math for the Technologies 2	100.0	87.3
English 1	N/A	74.7
Physical Science	N/A	N/A
US History and the Constitution	N/A	N/A
All Subjects	100.0	85.0

SC PERFORMANCE VISION

By 2020 all students will graduate with the knowledge and skills necessary to compete successfully in the global economy, participate in a democratic society and contribute positively as members of families and communities.

Abbreviations Key

N/A Not Applicable N/AV Not Available N/C Not Collected N/R Not Reported I/S Insufficient Sample TBD To be determined

J. V. Martin Jr. High [Dillon School District Four]

SCHOOL PROFILE

	Our School	Change from Last Year	Middle Schools with Students Like Ours	Median Middle School
Students (n=505)				
Students enrolled in high school credit courses (grades 7 & 8)	11.3%	N/R	14.7%	22.9%
Retention rate	1.2%	N/A	1.0%	0.8%
Attendance rate	95.4%	N/A	95.9%	96.2%
Served by gifted and talented program	N/AV	N/AV	N/AV	N/AV
With disabilities other than speech	N/AV	N/AV	N/AV	N/AV
Older than usual for grade	N/AV	N/AV	N/AV	N/AV
Out-of-school suspensions or expulsions for violent and/or criminal offenses	0.2%	N/R	0.4%	0.5%
Annual dropout rate	0.2%	N/A	0.0%	0.0%
Teachers (n=27)				
Teachers with advanced degrees	63.0%	N/A	58.5%	61.3%
Continuing contract teachers	N/AV	N/AV	N/AV	N/AV
Teachers returning from previous year	80.6%	N/A	79.1%	86.7%
Teacher attendance rate	91.0%	N/R	95.3%	95.2%
Average teacher salary*	\$44,987	I/S	\$43,078	\$46,422
Classes not taught by highly qualified teachers	0.0%	N/A	3.4%	2.0%
Professional development days/teacher	6.0 days	N/R	9.1 days	10.0 days
School				
Principal's years at school	3.0	N/R	2.0	4.0
Student-teacher ratio in core subjects	19.8 to 1	N/R	18.6 to 1	22.0 to 1
Prime instructional time	84.8%	N/R	89.6%	90.1%
Opportunities in the arts	Poor	N/R	Good	Good
SACS accreditation	No	N/R	Yes	Yes
Parents attending conferences	98.1%	N/R	98.1%	98.8%
Character development program	Good	N/R	Good	Good
Dollars spent per pupil**	\$6,856	N/A	\$9,461	\$7,245
Percent of expenditures for instruction**	61.6%	N/A	58.5%	63.1%
Percent of expenditures for teacher salaries**	50.0%	N/A	53.0%	60.9%
ESEA composite index score	75.9	N/A	67.2	88.1

* Length of contract = 185+ days.

** Prior year audited financial data available.

EVALUATION RESULTS

	Teachers	Students*	Parents*
Number of surveys returned	29	217	71
Percent satisfied with learning environment	86.2%	64.2%	75.4%
Percent satisfied with social and physical environment	86.2%	63.7%	60.3%
Percent satisfied with school-home relations	67.9%	78.6%	60.9%

*Only students at the highest middle school grade level at this school and their parents were included.

REPORT OF PRINCIPAL AND SCHOOL IMPROVEMENT COUNCIL

J. V. Martin Jr. High School has been awarded a Federal School Improvement Grant over a three year period beginning in the 2010-2011 school year. Components of this grant include implementing a research-proven academic program in reading, providing parent learning activities, offering student and teacher incentive programs for academic and attendance achievement, also an emphasis on technology. Promethean boards, desktop computers and laptops have been purchased for students and teachers to use with academic programs to increase student learning and improve academic achievement. J. V. Martin Jr. High School students are taught in the Success For All and Scholastic Expert 21 reading programs as part of the School Improvement Grant. Each student receives reading instruction at their appropriate reading level according to the Scholastic Reading Inventory (SRI) measure. Students were tested quarterly using SRI to monitor progress and to adjust reading instruction appropriately.

J. V. Martin Jr. High School students taking Algebra 1 for high school credit had a 100% passing rate on the end of course exam with 10 of those students making a perfect score.

Rodney Cook, Principal
Jennifer Rhodes, SIC Chairperson

Comprehensive detail, including definitions of ratings, performance criteria, and explanations of status, is available on www.ed.sc.gov and www.eoc.sc.gov as well as school and school district websites.

Printed versions are available from school districts upon request.

Abbreviations Key

N/A Not Applicable N/AV Not Available N/C Not Collected N/R Not Reported I/S Insufficient Sample TBD To be determined

NI Newly Identified CSI Continuing School Improvement CA Corrective Action RP Plan to Restructure R Restructure DELAY School Improvement Status HOLD School Improvement Status