



SC Annual School Report Card Summary

Latta Middle
 Dillon 3
 Grades: 6-8 Enrollment: 389
 Principal: George H. Liebenrood
 Superintendent: Dr. John M. Kirby, Jr.
 Board Chair: Betty Jo Johnson

PERFORMANCE

Comprehensive detail, including definitions of ratings, performance criteria, and explanations of status, is available on www.ed.sc.gov and www.eoc.sc.gov as well as school and school district websites. Printed versions are available from school districts upon request.

YEAR	ABSOLUTE RATING	GROWTH RATING	PALMETTO GOLD AND SILVER AWARD		ESEA/FEDERAL ACCOUNTABILITY RATING SYSTEM	
			General Performance	Closing the Gap	ESEA Grade	Accountability Indicator
2012	Average	Average	TBD	TBD	A	N/A
2011	Average	Average	Silver	N/A	Not Met	N/A
2010	Average	Average	N/A	N/A	Not Met	N/A

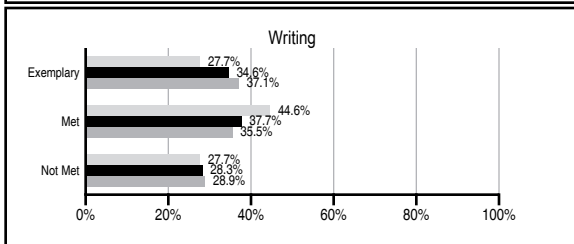
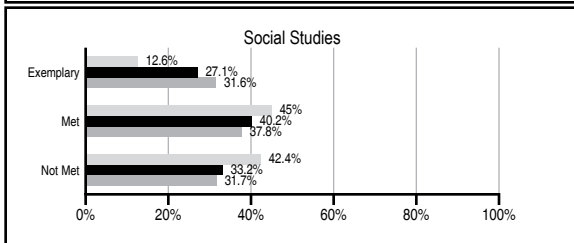
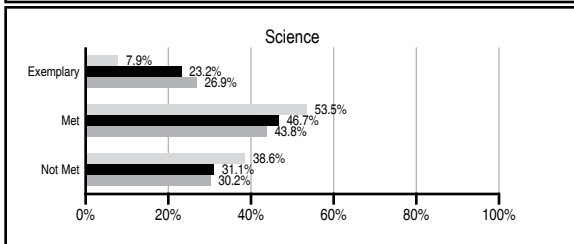
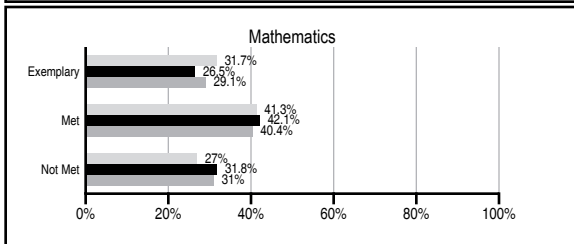
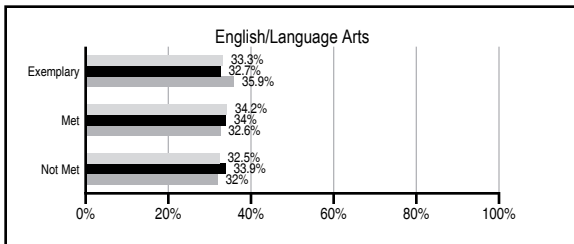
ABSOLUTE RATINGS OF MIDDLE SCHOOLS WITH STUDENTS LIKE OURS*

EXCELLENT	GOOD	AVERAGE	BELOW AVERAGE	AT-RISK
5	9	44	3	2

* Ratings are calculated with data available by 11/07/2012. Schools with Students Like Ours are Middle Schools with Poverty Indices of no more than 5% above or below the index for this school.

PASS PERFORMANCE

Our School Middle Schools with Students Like Ours Middle schools statewide



NAEP PERFORMANCE*

* Performance reported for SC and nation, data not available at school level. Percentages at NAEP Achievement Levels.



END OF COURSE TESTS - 2012

% of students scoring 70 or above on:	Our Middle School	Middle Schools with Students Like Ours
Algebra 1/Math for the Technologies 2	94.3	96.7
English 1	N/A	95.6
Physical Science	N/A	N/A
US History and the Constitution	N/A	N/A
All Subjects	94.3	96.7

SC PERFORMANCE VISION

By 2020 all students will graduate with the knowledge and skills necessary to compete successfully in the global economy, participate in a democratic society and contribute positively as members of families and communities.

Abbreviations Key

N/A Not Applicable N/AV Not Available N/C Not Collected N/R Not Reported I/S Insufficient Sample TBD To be determined

Latta Middle [Dillon 3]

SCHOOL PROFILE

	Our School	Change from Last Year	Middle Schools with Students Like Ours	Median Middle School
Students (n=389)				
Students enrolled in high school credit courses (grades 7 & 8)	41.6%	Down from 44.3%	20.6%	22.9%
Retention rate	0.5%	Down from 1.7%	0.9%	0.8%
Attendance rate	96.5%	Up from 96.1%	96.0%	96.2%
Served by gifted and talented program	N/AV	N/AV	N/AV	N/AV
With disabilities other than speech	N/AV	N/AV	N/AV	N/AV
Older than usual for grade	N/AV	N/AV	N/AV	N/AV
Out-of-school suspensions or expulsions for violent and/or criminal offenses	0.0%	No Change	0.5%	0.5%
Annual dropout rate	0.0%	No Change	0.0%	0.0%
Teachers (n=15)				
Teachers with advanced degrees	60.0%	Down from 70.0%	60.0%	61.3%
Continuing contract teachers	N/AV	N/AV	N/AV	N/AV
Teachers returning from previous year	82.2%	Down from 89.0%	86.4%	86.7%
Teacher attendance rate	96.4%	Up from 96.2%	95.4%	95.2%
Average teacher salary*	\$44,298	Down 1.8%	\$45,676	\$46,422
Classes not taught by highly qualified teachers	0.0%	Down from 2.4%	1.0%	2.0%
Professional development days/teacher	12.7 days	Up from 9.9 days	10.1 days	10.0 days
School				
Principal's years at school	3.0	Up from 2.0	5.0	4.0
Student-teacher ratio in core subjects	27.8 to 1	Up from 22.0 to 1	21.9 to 1	22.0 to 1
Prime instructional time	92.7%	Up from 91.6%	89.9%	90.1%
Opportunities in the arts	Good	Down from Excellent	Good	Good
SACS accreditation	Yes	No Change	Yes	Yes
Parents attending conferences	100.0%	Up from 96.4%	98.6%	98.8%
Character development program	Excellent	No Change	Good	Good
Dollars spent per pupil**	\$5,928	Down 14.2%	\$7,377	\$7,245
Percent of expenditures for instruction**	64.3%	Up from 58.9%	61.9%	63.1%
Percent of expenditures for teacher salaries**	63.5%	Up from 58.1%	60.1%	60.9%
ESEA composite index score	90.2	N/A	85.7	88.1

* Length of contract = 185+ days.

** Prior year audited financial data available.

REPORT OF PRINCIPAL AND SCHOOL IMPROVEMENT COUNCIL

The 2011-2012 school year has been a great one at Latta Middle School and we have many accomplishments to be proud of.

This is our Fourth year of offering Algebra 1 to all 8th grade students. Last year we scored above the state average on the End of Course test for Algebra 1 in our second attempt. We have also offered Physical Education and Keyboarding for high school credit.

We have continued with the Viking Laptop Academy. Through this initiative we have issued a laptop to every eighth grade student and provided the services of an Instructional Technology Coach to strengthen the technology proficiency of both students and teachers.

We are in the second year of the gifted and talented art program. Five of our students were selected as Junior Scholars.

We were able to achieve these levels because of the efforts of an excellent teaching faculty, the support of our parents, the efforts of our students, and the trust that exists between the schools and the people of our community.

While we have accomplished a great deal this past academic year, we look forward to the challenges of the 2012-2013 school year.

Ronnie Wiggins, SIC Chairman
George Liebenrood, Principal

EVALUATION RESULTS

	Teachers	Students*	Parents*
Number of surveys returned	18	101	79
Percent satisfied with learning environment	88.9%	80.0%	84.8%
Percent satisfied with social and physical environment	94.4%	76.8%	72.2%
Percent satisfied with school-home relations	88.9%	84.8%	81.6%

*Only students at the highest middle school grade level at this school and their parents were included.

Comprehensive detail, including definitions of ratings, performance criteria, and explanations of status, is available on www.ed.sc.gov and www.eoc.sc.gov as well as school and school district websites.

Printed versions are available from school districts upon request.

Abbreviations Key

N/A Not Applicable N/AV Not Available N/C Not Collected N/R Not Reported I/S Insufficient Sample TBD To be determined
NI Newly Identified CSI Continuing School Improvement CA Corrective Action RP Plan to Restructure R Restructure DELAY School Improvement Status HOLD School Improvement Status