



SC Annual School Report Card Summary

East Clarendon Middle/High School
 Clarendon County School District Three
 Grades: 6-12 Enrollment: 619
 Principal: Kelvin Lemon
 Superintendent: Connie J. Dennis, Ph.D.
 Board Chair: Dr. George P. Green

PERFORMANCE

Comprehensive detail, including definitions of ratings, performance criteria, and explanations of status, is available on www.ed.sc.gov and www.eoc.sc.gov as well as school and school district websites. Printed versions are available from school districts upon request.

YEAR	ABSOLUTE RATING	GROWTH RATING	PALMETTO GOLD AND SILVER AWARD		ESEA/FEDERAL ACCOUNTABILITY RATING SYSTEM	
			General Performance	Closing the Gap	ESEA Grade	Accountability Indicator
2012	Good	Good	TBD	TBD	A	N/A
2011	Average	Good	Gold	Gold	Not Met	N/A
2010	Average	Average	N/A	N/A	Not Met	N/A

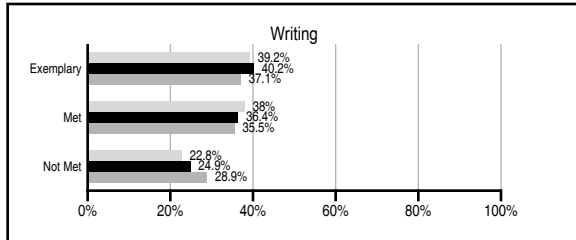
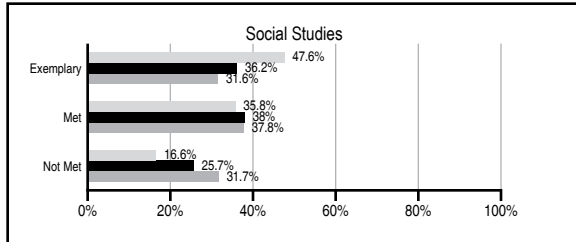
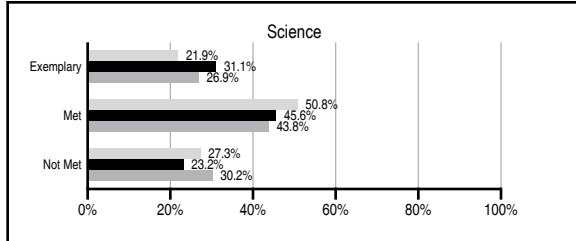
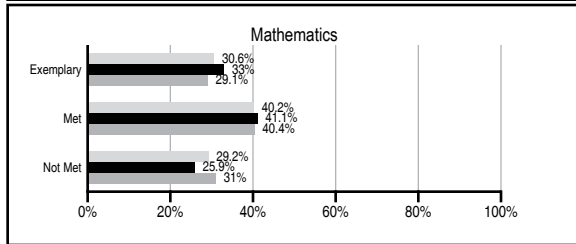
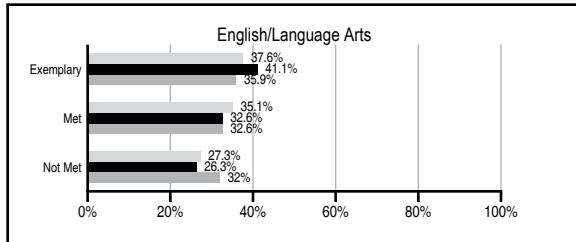
ABSOLUTE RATINGS OF MIDDLE SCHOOLS WITH STUDENTS LIKE OURS*

EXCELLENT	GOOD	AVERAGE	BELOW AVERAGE	AT-RISK
11	22	16	0	1

* Ratings are calculated with data available by 11/07/2012. Schools with Students Like Ours are Middle Schools with Poverty Indices of no more than 5% above or below the index for this school.


PASS PERFORMANCE

Our School Middle Schools with Students Like Ours Middle schools statewide



NAEP PERFORMANCE*

* Performance reported for SC and nation, data not available at school level. Percentages at NAEP Achievement Levels.



END OF COURSE TESTS - 2012

% of students scoring 70 or above on:	Our Middle School	Middle Schools with Students Like Ours
Algebra 1/Math for the Technologies 2	100.0	97.6
English 1	100.0	87.7
Physical Science	N/A	N/A
US History and the Constitution	N/A	N/A
All Subjects	100.0	95.1

SC PERFORMANCE VISION

By 2020 all students will graduate with the knowledge and skills necessary to compete successfully in the global economy, participate in a democratic society and contribute positively as members of families and communities.

Abbreviations Key

N/A Not Applicable N/AV Not Available N/C Not Collected N/R Not Reported I/S Insufficient Sample TBD To be determined

East Clarendon Middle/High School [Clarendon County School District Three]

SCHOOL PROFILE

	Our School	Change from Last Year	Middle Schools with Students Like Ours	Median Middle School
Students (n=619)				
Students enrolled in high school credit courses (grades 7 & 8)	40.5%	Up from 38.0%	29.3%	22.9%
Retention rate	0.5%	Up from 0.3%	0.5%	0.8%
Attendance rate	96.9%	Down from 98.3%	96.3%	96.2%
Served by gifted and talented program	N/AV	N/AV	N/AV	N/AV
With disabilities other than speech	N/AV	N/AV	N/AV	N/AV
Older than usual for grade	N/AV	N/AV	N/AV	N/AV
Out-of-school suspensions or expulsions for violent and/or criminal offenses	3.6%	Up from 0.3%	0.7%	0.5%
Annual dropout rate	0.0%	No Change	0.0%	0.0%
Teachers (n=36)				
Teachers with advanced degrees	61.1%	Up from 58.3%	61.1%	61.3%
Continuing contract teachers	N/AV	N/AV	N/AV	N/AV
Teachers returning from previous year	89.3%	Up from 84.8%	88.2%	86.7%
Teacher attendance rate	96.5%	Up from 95.7%	95.2%	95.2%
Average teacher salary*	\$44,772	Up 1.8%	\$46,905	\$46,422
Classes not taught by highly qualified teachers	0.0%	No Change	1.7%	2.0%
Professional development days/teacher	11.6 days	Up from 6.3 days	11.2 days	10.0 days
School				
Principal's years at school	3.0	Up from 2.0	3.0	4.0
Student-teacher ratio in core subjects	21.2 to 1	Down from 22.7 to 1	23.7 to 1	22.0 to 1
Prime instructional time	92.8%	Up from 92.6%	90.1%	90.1%
Opportunities in the arts	Poor	No Change	Good	Good
SACS accreditation	Yes	No Change	Yes	Yes
Parents attending conferences	91.2%	Up from 88.0%	98.1%	98.8%
Character development program	Good	No Change	Good	Good
Dollars spent per pupil**	\$7,570	Down 6.5%	\$7,092	\$7,245
Percent of expenditures for instruction**	58.0%	Down from 60.5%	63.3%	63.1%
Percent of expenditures for teacher salaries**	54.3%	Down from 54.5%	61.5%	60.9%
ESEA composite index score	97.7	N/A	89.3	88.1

* Length of contract = 185+ days.

** Prior year audited financial data available.

EVALUATION RESULTS

	Teachers	Students*	Parents*
Number of surveys returned	43	78	80
Percent satisfied with learning environment	88.4%	78.2%	83.5%
Percent satisfied with social and physical environment	93.0%	69.2%	87.0%
Percent satisfied with school-home relations	72.1%	73.1%	79.5%

*Only students at the highest middle school grade level at this school and their parents were included.

REPORT OF PRINCIPAL AND SCHOOL IMPROVEMENT COUNCIL

East Clarendon School continues a long tradition of excellence and pride. Nestled in the rural town of Turbeville, South Carolina, East Clarendon continues to be a true diamond in the ruff. Serving nearly 600 students in grades 6-12, East Clarendon maintains a safe and conducive learning environment in a family oriented atmosphere backed by a supportive and concerned community.

East Clarendon meets the needs of students by providing a challenging curriculum that incorporates traditional strategies in addition to innovative instructional techniques to engage all learners. In addition, during the 2011 -2012 school year the inclusion of the "Wolverine Enrichment Block" also known as W.E.B. Time provided a systematic academic support system for all learners. Through W.E.B. Time, students are afforded the opportunity to engage in small group instruction or remediation based on the academic standards and learning activities covered in the regular classroom.

The results from our 2012 report cards confirmed our efforts toward the academic growth of our students. Being a combination school serving both middle and high school students, we receive two state report card ratings, two growth ratings, but one rating for A.Y.P. Although we did not meet all objectives for A.Y.P. our report card ratings were well received and indicative of the hard work of our teachers, students, and support staff. Our 9-12 components attained an "Excellent" rating with a "Good" improvement rating while our 6-8 components received an "Average" absolute rating with "Good" improvement rating. In addition, our school was a recipient of the "Palmetto Gold" award in all categories, general performance and closing the achievement gap. Our district boasted an "Excellent" growth rating and was rated number 16 in the state by overall absolute index.

East Clarendon continues to maintain an active partnership with the S.R.E.B. reform models, High Schools that Work and Making Middle Grades Work. Through this partnership continuous efforts are in place to implement the key practices to enhance student learning and readiness for post-secondary and the work-force. East Clarendon also partners with Central Carolina Technical College's F.E. Dubose Career Center to enhance our course offerings. Students can participate in hands-on career training or dual credit college courses. Our dedicated teachers are active members of professional organizations in their content areas and participate in professional development opportunities offered by those organizations. Seven of our teachers are National Board certified.

Sports programs offered have also been successful this year. All varsity sports engaged in post season play and our "B" team football boasted a perfect record. Our girl's tennis team won the region and progressed to state runner-ups in the class "A" division, doing so without the advantage of a single home court contest. Our golf team once again won the region and will be featured on the National Golf Network as a program that defies all odds.

Extracurricular activities along with the athletic programs offered by our school broaden and extend students' learning experiences. It is our belief that the current programs, combined with the continued support of all stakeholders, provide all students a learning experience that enriches and facilitates academic and personal growth.

Kelvin Lemon, Principal

Jeffery Barrineau, School Improvement Chair

Comprehensive detail, including definitions of ratings, performance criteria, and explanations of status, is available on www.ed.sc.gov and www.eoc.sc.gov as well as school and school district websites.

Printed versions are available from school districts upon request.

Abbreviations Key

N/A Not Applicable N/AV Not Available N/C Not Collected N/R Not Reported I/S Insufficient Sample TBD To be determined

NI Newly Identified CSI Continuing School Improvement CA Corrective Action RP Plan to Restructure R Restructure DELAY School Improvement Status HOLD School Improvement Status