



SC Annual School Report Card Summary

Scott's Branch Middle School
 Clarendon One
 Grades: 7-8 Enrollment: 128
 Principal: Dr. Gwedolyn Harris
 Superintendent: Dr. Rose H. Wilder
 Board Chair: Ms. Wanda Thomas

PERFORMANCE

Comprehensive detail, including definitions of ratings, performance criteria, and explanations of status, is available on www.ed.sc.gov and www.eoc.sc.gov as well as school and school district websites. Printed versions are available from school districts upon request.

YEAR	ABSOLUTE RATING	GROWTH RATING	PALMETTO GOLD AND SILVER AWARD		ESEA/FEDERAL ACCOUNTABILITY RATING SYSTEM	
			General Performance	Closing the Gap	ESEA Grade	Accountability Indicator
2012	Average	Average	TBD	TBD	F	N/A
2011	Average	Good	Silver	Silver	Met	N/A
2010	Below Average	Average	N/A	N/A	Met	N/A

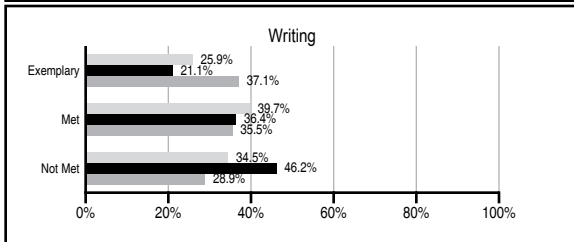
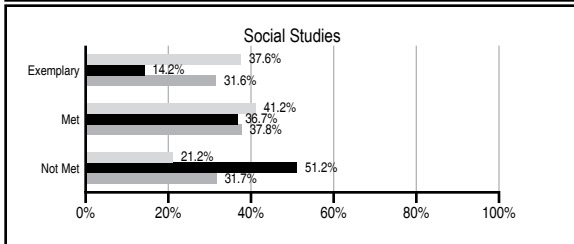
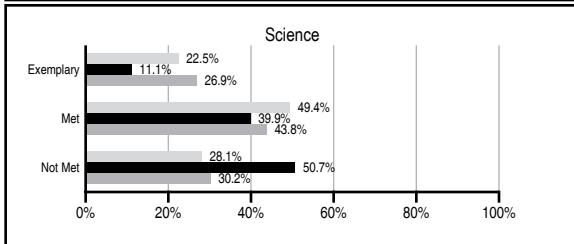
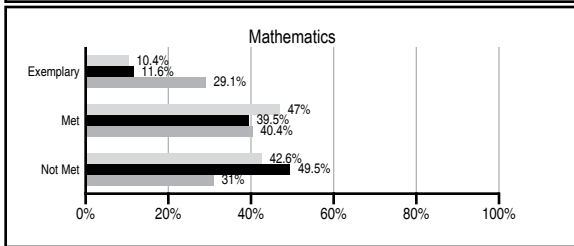
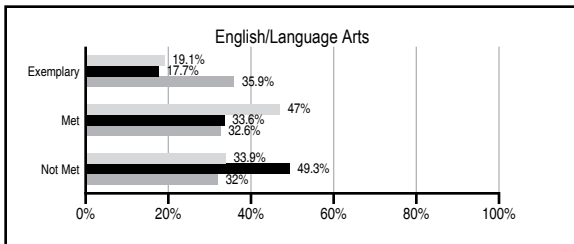
ABSOLUTE RATINGS OF MIDDLE SCHOOLS WITH STUDENTS LIKE OURS*

EXCELLENT	GOOD	AVERAGE	BELOW AVERAGE	AT-RISK
0	1	15	21	19

* Ratings are calculated with data available by 11/07/2012. Schools with Students Like Ours are Middle Schools with Poverty Indices of no more than 5% above or below the index for this school.

PASS PERFORMANCE

Our School Middle Schools with Students Like Ours Middle schools statewide



NAEP PERFORMANCE*

* Performance reported for SC and nation, data not available at school level. Percentages at NAEP Achievement Levels.



END OF COURSE TESTS - 2012

% of students scoring 70 or above on:	Our Middle School	Middle Schools with Students Like Ours
Algebra 1/Math for the Technologies 2	93.8	85.5
English 1	93.8	75.0
Physical Science	N/A	N/A
US History and the Constitution	N/A	N/A
All Subjects	93.9	83.9

SC PERFORMANCE VISION

By 2020 all students will graduate with the knowledge and skills necessary to compete successfully in the global economy, participate in a democratic society and contribute positively as members of families and communities.

Abbreviations Key

N/A Not Applicable N/AV Not Available N/C Not Collected N/R Not Reported I/S Insufficient Sample TBD To be determined

Scott's Branch Middle School [Clarendon One]

SCHOOL PROFILE

	Our School	Change from Last Year	Middle Schools with Students Like Ours	Median Middle School
Students (n=128)				
Students enrolled in high school credit courses (grades 7 & 8)	12.5%	Up from 10.8%	14.0%	22.9%
Retention rate	1.6%	Up from 1.1%	1.2%	0.8%
Attendance rate	96.2%	Down from 96.8%	95.9%	96.2%
Served by gifted and talented program	N/AV	N/AV	N/AV	N/AV
With disabilities other than speech	N/AV	N/AV	N/AV	N/AV
Older than usual for grade	N/AV	N/AV	N/AV	N/AV
Out-of-school suspensions or expulsions for violent and/or criminal offenses	0.0%	No Change	0.4%	0.5%
Annual dropout rate	0.0%	No Change	0.0%	0.0%
Teachers (n=10)				
Teachers with advanced degrees	80.0%	Down from 81.8%	59.3%	61.3%
Continuing contract teachers	N/AV	N/AV	N/AV	N/AV
Teachers returning from previous year	62.5%	Down from 69.9%	77.9%	86.7%
Teacher attendance rate	98.2%	Up from 96.4%	95.2%	95.2%
Average teacher salary*	\$43,078	Down 0.9%	\$43,639	\$46,422
Classes not taught by highly qualified teachers	0.0%	Down from 15.8%	4.1%	2.0%
Professional development days/teacher	8.2 days	Down from 10.1 days	9.1 days	10.0 days
School				
Principal's years at school	6.0	Up from 5.0	2.0	4.0
Student-teacher ratio in core subjects	19.0 to 1	Down from 24.4 to 1	18.0 to 1	22.0 to 1
Prime instructional time	93.6%	Up from 89.9%	89.5%	90.1%
Opportunities in the arts	Good	No Change	Good	Good
SACS accreditation	Yes	No Change	Yes	Yes
Parents attending conferences	90.3%	Down from 100.0%	98.6%	98.8%
Character development program	Good	Up from Average	Good	Good
Dollars spent per pupil**	\$9,593	Down 24.9%	\$9,839	\$7,245
Percent of expenditures for instruction**	57.4%	Up from 56.9%	58.6%	63.1%
Percent of expenditures for teacher salaries**	54.7%	Up from 52.6%	53.2%	60.9%
ESEA composite index score	57.3	N/A	63.6	88.1

* Length of contract = 185+ days.

** Prior year audited financial data available.

REPORT OF PRINCIPAL AND SCHOOL IMPROVEMENT COUNCIL

The Scott's Branch Middle School community continues to join forces in creating an environment that is technology-rich and indicative of 21st Century Learning. Furthermore, this team works hard to ensure that the school's atmosphere is a place where the academic, social and emotional growth of all students can be maximized. We realize the unique differences of each student and we are committed to their individual development through the use of a comprehensive and challenging curriculum.

Our school-wide program at Scott's Branch Middle School is part of a district-wide Student Achievement Plan that focuses on: Data Analysis, High Quality Instruction, Continuous Improvement, College Readiness, High Yield Strategies, Parent-Community Involvement and Assessment Strategies. Data from PASS, quarterly, benchmarks, student and faculty attendance, discipline and other areas are utilized to develop strategies to ensure students' overall success. Through these strategies we believe we are able to effectively meet the needs of all students. As mentioned earlier, our instructional program is comprehensive and challenging and ensures well-planned lessons for well-planned instruction. Parents and community members are involved in strategies to promote ongoing parent and community involvement. The aforementioned programs and practices, along with a nurturing environment has yielded positive results.

With emphasis on the Common Core and rigorous instruction, we believe we will successfully move students beyond the halls of Scott's Branch Middle onward to high school and college. This year, students will receive additional support in eighth grade English One and Algebra One which we believe will increase their academic capabilities.

We are grateful to the students, parents, teachers, staff and community members of this fine school. We believe Scott's Branch Middle School is the school to watch as we move forward to becoming world class!

Gwendolyn Hudson Harris, Principal Specialist
Annette Brown, SIC Chairperson

EVALUATION RESULTS

	Teachers	Students*	Parents*
Number of surveys returned	8	66	46
Percent satisfied with learning environment	62.5%	93.8%	82.6%
Percent satisfied with social and physical environment	75.0%	91.9%	78.3%
Percent satisfied with school-home relations	50.0%	88.9%	77.8%

*Only students at the highest middle school grade level at this school and their parents were included.

Comprehensive detail, including definitions of ratings, performance criteria, and explanations of status, is available on www.ed.sc.gov and www.eoc.sc.gov as well as school and school district websites.

Printed versions are available from school districts upon request.

Abbreviations Key

N/A Not Applicable N/AV Not Available N/C Not Collected N/R Not Reported I/S Insufficient Sample TBD To be determined

NI Newly Identified CSI Continuing School Improvement CA Corrective Action RP Plan to Restructure R Restructure DELAY School Improvement Status HOLD School Improvement Status