



SC Annual School Report Card Summary

Lewisville Middle School
 Chester County School District
 Grades: 6-8 Enrollment: 309
 Principal: H. L. Erwin
 Superintendent: Dr. Agnes Slayman
 Board Chair: Mrs. Maggie James

PERFORMANCE

Comprehensive detail, including definitions of ratings, performance criteria, and explanations of status, is available on www.ed.sc.gov and www.eoc.sc.gov as well as school and school district websites. Printed versions are available from school districts upon request.

YEAR	ABSOLUTE RATING	GROWTH RATING	PALMETTO GOLD AND SILVER AWARD		ESEA/FEDERAL ACCOUNTABILITY RATING SYSTEM	
			General Performance	Closing the Gap	ESEA Grade	Accountability Indicator
2012	Good	Excellent	TBD	TBD	A	N/A
2011	Average	Average	Silver	N/A	Not Met	N/A
2010	Good	Excellent	Gold	Silver	Met	N/A

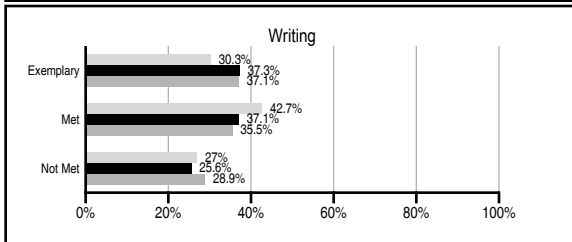
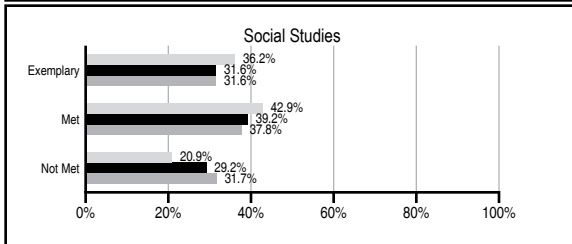
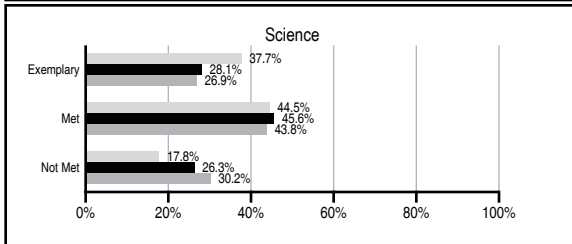
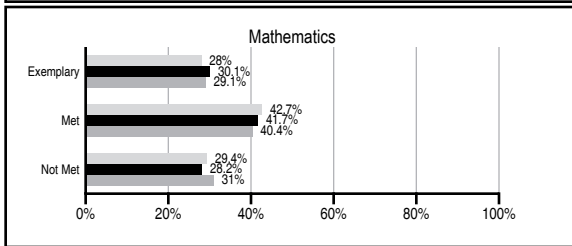
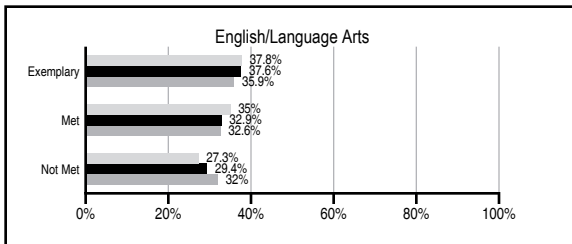
ABSOLUTE RATINGS OF MIDDLE SCHOOLS WITH STUDENTS LIKE OURS*

EXCELLENT	GOOD	AVERAGE	BELOW AVERAGE	AT-RISK
7	21	34	2	0

* Ratings are calculated with data available by 11/07/2012. Schools with Students Like Ours are Middle Schools with Poverty Indices of no more than 5% above or below the index for this school.

PASS PERFORMANCE

Our School
 Middle Schools with Students Like Ours
 Middle schools statewide



NAEP PERFORMANCE*

* Performance reported for SC and nation, data not available at school level. Percentages at NAEP Achievement Levels.



END OF COURSE TESTS - 2012

% of students scoring 70 or above on:	Our Middle School	Middle Schools with Students Like Ours
Algebra 1/Math for the Technologies 2	100.0	97.7
English 1	94.7	97.4
Physical Science	N/A	N/A
US History and the Constitution	N/A	N/A
All Subjects	97.6	97.3

SC PERFORMANCE VISION

By 2020 all students will graduate with the knowledge and skills necessary to compete successfully in the global economy, participate in a democratic society and contribute positively as members of families and communities.

Abbreviations Key

N/A Not Applicable N/AV Not Available N/C Not Collected N/R Not Reported I/S Insufficient Sample TBD To be determined

Lewisville Middle School [Chester County School

SCHOOL PROFILE

	Our School	Change from Last Year	Middle Schools with Students Like Ours	Median Middle School
Students (n=309)				
Students enrolled in high school credit courses (grades 7 & 8)	11.9%	Down from 51.4%	23.2%	22.9%
Retention rate	2.4%	Up from 1.6%	0.8%	0.8%
Attendance rate	95.2%	Up from 94.9%	95.9%	96.2%
Served by gifted and talented program	N/AV	N/AV	N/AV	N/AV
With disabilities other than speech	N/AV	N/AV	N/AV	N/AV
Older than usual for grade	N/AV	N/AV	N/AV	N/AV
Out-of-school suspensions or expulsions for violent and/or criminal offenses	3.2%	Down from 7.2%	0.6%	0.5%
Annual dropout rate	0.0%	No Change	0.0%	0.0%
Teachers (n=18)				
Teachers with advanced degrees	55.6%	Up from 47.1%	61.7%	61.3%
Continuing contract teachers	N/AV	N/AV	N/AV	N/AV
Teachers returning from previous year	83.5%	Up from 76.0%	87.5%	86.7%
Teacher attendance rate	93.6%	Down from 100.0%	95.1%	95.2%
Average teacher salary*	\$48,426	Up 5.3%	\$46,886	\$46,422
Classes not taught by highly qualified teachers	8.7%	Down from 9.9%	1.3%	2.0%
Professional development days/teacher	6.0 days	Up from 5.2 days	9.9 days	10.0 days
School				
Principal's years at school	13.0	Up from 11.0	5.0	4.0
Student-teacher ratio in core subjects	24.0 to 1	Down from 25.7 to 1	22.3 to 1	22.0 to 1
Prime instructional time	87.9%	Down from 94.6%	89.7%	90.1%
Opportunities in the arts	Good	No Change	Good	Good
SACS accreditation	Yes	No Change	Yes	Yes
Parents attending conferences	100.0%	No Change	99.0%	98.8%
Character development program	Good	No Change	Good	Good
Dollars spent per pupil**	\$6,438	Down 7.0%	\$7,088	\$7,245
Percent of expenditures for instruction**	59.3%	Up from 53.9%	64.4%	63.1%
Percent of expenditures for teacher salaries**	58.6%	Up from 51.8%	63.0%	60.9%
ESEA composite index score	94.4	N/A	88.2	88.1

* Length of contract = 185+ days.

** Prior year audited financial data available.

EVALUATION RESULTS

	Teachers	Students*	Parents*
Number of surveys returned	20	81	28
Percent satisfied with learning environment	94.7%	60.5%	92.9%
Percent satisfied with social and physical environment	95.0%	77.8%	80.8%
Percent satisfied with school-home relations	70.0%	84.0%	88.5%

*Only students at the highest middle school grade level at this school and their parents were included.

REPORT OF PRINCIPAL AND SCHOOL IMPROVEMENT COUNCIL

Improving student achievement and improving literacy skills continue to be the major focus for Lewisville Middle School. Academic achievement and success for all students is the driving force for all instructional programs at the school.

The school was awarded the Palmetto Silver Award for general performance during the 2011-12 school year. Lewisville Middle School is fortunate to have a cadre of well trained teachers, good students, caring parents and community members to support the school and its endeavors.

Before-school tutoring, after school-tutoring, RTI program, and Academic Assistance classes during the school day are implemented to provide opportunities for students to be successful academically.

The schools use of Measures of Academic Progress (MAP) assessment, Test View, Benchmark testing, and the Odyssey Lab have become important tools in helping administrators and teachers assess students, plan instruction and make data driven instructional decisions.

Teachers and administrators have received ongoing professional development throughout the school year that's essential to the school's goal of meeting the academic needs of each individual student.

The school continues to use its Good Character Program and Advisor/Advisee program to develop good citizens throughout the school.

The Pennies for Patients, Empty Stocking Fund, St. Jude Hospital Charity, Make a Difference Day, and Jump Rope for Hearts are service learning projects in which the school participated.

Making Middle Grades Work continues to be an important school wide initiative.

The Parent in Action Team and The School Improvement Council continue to be valuable assets to the school.

The school's business partners (Coca-Cola, Bojangles, McDonald's, China Wok, Los Magueyes, and David Lee and Son continue to provide financial support and services to the school.

Lewisville Middle School is fortunate to have a school district office and school board of directors to depend on to support it in any way possible.

Lewisville Middle School will continue to provide a safe environment and quality education to all students. Lewisville Middle School will continue to make decisions in the best interest of the students and is committed to making strides through academic programs, extracurricular events and lifelong character building efforts.

H. L. Erwin, Principal

Comprehensive detail, including definitions of ratings, performance criteria, and explanations of status, is available on www.ed.sc.gov and www.eoc.sc.gov as well as school and school district websites.

Printed versions are available from school districts upon request.

Abbreviations Key

N/A Not Applicable N/AV Not Available N/C Not Collected N/R Not Reported I/S Insufficient Sample TBD To be determined

NI Newly Identified CSI Continuing School Improvement CA Corrective Action RP Plan to Restructure R Restructure DELAY School Improvement Status HOLD School Improvement Status