SC Annual School Report Card Summary

Chester Middle School
Chester County School District
Grades: 6-8 **Enrollment: 636**
Principal: Cedrick R. Tidwell
Superintendent: Dr. Agnes Slayman
Board Chair: Mrs. Maggie James

PERFORMANCE

Comprehensive detail, including definitions of ratings, performance criteria, and explanations of status, is available on www.ed.sc.gov and www.eoc.sc.gov as well as school and school district websites. Printed versions are available from school districts upon request.

YEAR	ABSOLUTE RATING	GROWTH RATING	PALMETTO GOLD AND SILVER AWARD		ESEA/FEDERAL ACCOUNTABILITY RATING SYSTEM	
			General Performance	Closing the Gap	ESEA Grade	Accountability Indicator
2012	Average	Average	TBD	TBD	B	N/A
2011	Below Average	Below Average	N/A	N/A	Not Met	CSI
2010	Below Average	Below Average	N/A	N/A	Not Met	NI

ABSOLUTE RATINGS OF MIDDLE SCHOOLS WITH STUDENTS LIKE OURS*

EXCELLENT	GOOD	AVERAGE	BELOW AVERAGE	AT-RISK
0	3	39	7	3

** Ratings are calculated with data available by 11/07/2012. Schools with Students Like Ours are Middle Schools with Poverty Indices of no more than 5% above or below the index for this school.*

PASS PERFORMANCE

Our School | Middle Schools with Students Like Ours | Middle schools statewide

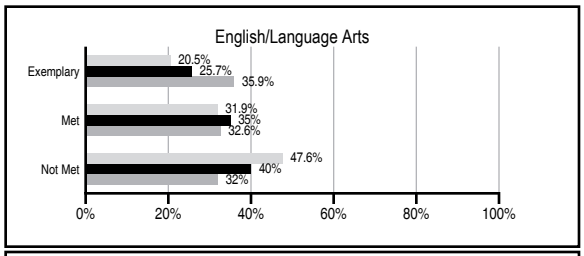

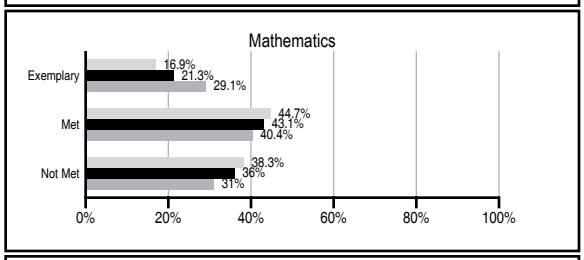

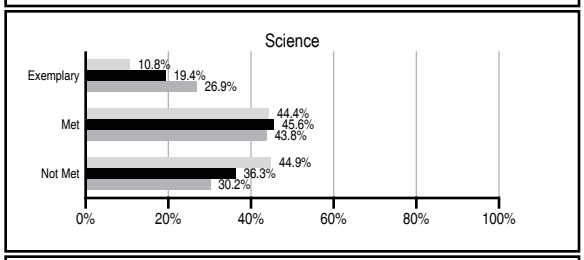

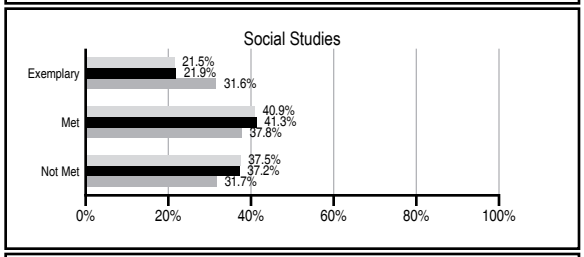

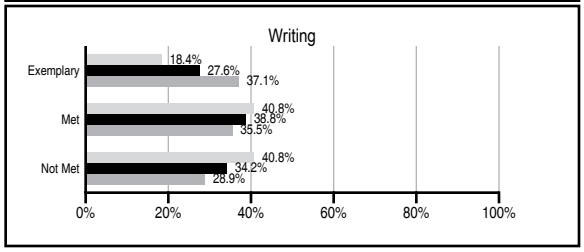

NAEP PERFORMANCE*

** Performance reported for SC and nation, data not available at school level. Percentages at NAEP Achievement Levels.*





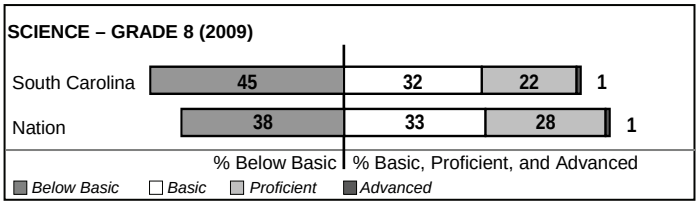

END OF COURSE TESTS - 2012

% of students scoring 70 or above on:	Our Middle School	Middle Schools with Students Like Ours
Algebra 1/Math for the Technologies 2	100.0	96.3
English 1	100.0	88.6
Physical Science	N/A	N/A
US History and the Constitution	N/A	N/A
All Subjects	100.0	95.7

SC PERFORMANCE VISION

By 2020 all students will graduate with the knowledge and skills necessary to compete successfully in the global economy, participate in a democratic society and contribute positively as members of families and communities.

Abbreviations Key
N/A Not Applicable **N/AV** Not Available **N/C** Not Collected **N/R** Not Reported **I/S** Insufficient Sample **TBD** To be determined

Chester Middle School [Chester County School District]

SCHOOL PROFILE

	Our School	Change from Last Year	Middle Schools with Students Like Ours	Median Middle School
Students (n=636)				
Students enrolled in high school credit courses (grades 7 & 8)	100.0%	Up from 85.9%	19.1%	22.9%
Retention rate	1.3%	Up from 0.5%	1.0%	0.8%
Attendance rate	94.5%	Up from 94.2%	95.8%	96.2%
Served by gifted and talented program	N/AV	N/AV	N/AV	N/AV
With disabilities other than speech	N/AV	N/AV	N/AV	N/AV
Older than usual for grade	N/AV	N/AV	N/AV	N/AV
Out-of-school suspensions or expulsions for violent and/or criminal offenses	9.6%	Up from 5.7%	0.6%	0.5%
Annual dropout rate	0.0%	No Change	0.0%	0.0%
Teachers (n=36)				
Teachers with advanced degrees	63.9%	Up from 56.4%	60.7%	61.3%
Continuing contract teachers	N/AV	N/AV	N/AV	N/AV
Teachers returning from previous year	80.2%	Down from 80.6%	84.9%	86.7%
Teacher attendance rate	94.5%	Down from 99.4%	94.8%	95.2%
Average teacher salary*	$48,290	Down 2.2%	$45,702	$46,422
Classes not taught by highly qualified teachers	0.0%	No Change	1.8%	2.0%
Professional development days/teacher	7.7 days	Up from 5.7 days	10.2 days	10.0 days
School				
Principal's years at school	1.0	Down from 4.0	4.0	4.0
Student-teacher ratio in core subjects	25.3 to 1	Up from 24.1 to 1	21.9 to 1	22.0 to 1
Prime instructional time	88.3%	Down from 93.3%	89.2%	90.1%
Opportunities in the arts	Excellent	No Change	Good	Good
SACS accreditation	Yes	No Change	Yes	Yes
Parents attending conferences	100.0%	Up from 89.7%	98.0%	98.8%
Character development program	Average	No Change	Good	Good
Dollars spent per pupil**	$6,675	Down 3.8%	$7,676	$7,245
Percent of expenditures for instruction**	64.2%	Down from 65.4%	62.4%	63.1%
Percent of expenditures for teacher salaries**	62.9%	Down from 64.3%	58.6%	60.9%
ESEA composite index score	84.3	N/A	84.1	88.1

* Length of contract = 185+ days.

** Prior year audited financial data available.

EVALUATION RESULTS

	Teachers	Students*	Parents*
Number of surveys returned	20	183	39
Percent satisfied with learning environment	85.0%	65.6%	76.9%
Percent satisfied with social and physical environment	94.7%	69.4%	73.0%
Percent satisfied with school-home relations	70.0%	83.0%	68.4%

*Only students at the highest middle school grade level at this school and their parents were included.

Comprehensive detail, including definitions of ratings, performance criteria, and explanations of status, is available on **www.ed.sc.gov** and **www.eoc.sc.gov** as well as school and school district websites.

Printed versions are available from school districts upon request.

REPORT OF PRINCIPAL AND SCHOOL IMPROVEMENT COUNCIL

Chester Middle School, located in Chester, South Carolina, is one of three middle schools in Chester County School District. Our school's mission, in partnership with parents, students, and community, is to prepare students to reach their maximum potential by fostering a commitment to academic excellence and the development of individual strengths and talents in a nurturing environment where individual differences and the respect for the rights of others guide school and committed to improving the quality of life for self and others.

During the 2011-2012 school year, the percentage of students that met their goal in the area of mathematics increased 21% on the Measure of Academic Progress assessment. The Making Middle Grades Work model was adopted to improve school culture, achievement and other aspects of the school that would best meet the needs of students. In addition, a variety of professional development trainings aligned with school and district initiatives were provided for our faculty.

Several community partnerships were developed this school year that resulted in donations for classroom supplies, cultural exposure for students, and support for the school's Snack Pack program. In addition, a coat rack and cubbies were donated to improve the appearance of the school's lost and found area. The school also made improvements in the school-to-home communication by increasing parental involvement through the use of a social media webpage.

Chester Middle School is very proud of its students for their academic achievements. Several students were rewarded for their academic achievement during the year. In addition, six students in eighth grade were honored with the Junior Scholar Award. These students scored 50 or higher on the PSAT in the areas of verbal, math or writing.

As we move into the new school year, Chester Middle School is excited to continue initiatives such as data analysis to improve student achievement in all academic areas for all students. In addition, Chester Middle School will implement a parent/community volunteer program to continue to meet the recommendations made by the School Improvement Council, parents, and faculty. We encourage parents and community members to become involved in the educational process and the lives of our students. Collaboration amongst teachers, parents, and the community is required to ensure the success of our young people.

Cedrick R. Tidwell, Principal
Beth Bridges, School Improvement Council Chair

Abbreviations Key

N/A Not Applicable **N/AV** Not Available **N/C** Not Collected **N/R** Not Reported **I/S** Insufficient Sample **TBD** To be determined
NI Newly Identified **CSI** Continuing School Improvement **CA** Corrective Action **RP** Plan to Restructure **R** Restructure **DELAY** School Improvement Status **HOLD** School Improvement Status