



SC Annual School Report Card Summary

Blacksburg Middle School
Cherokee County School District
Grades: 6-8 **Enrollment: 410**
Principal: Virgil Hampton
Superintendent: Dr. Quincie L. Moore
Board Chair: Mike Ellis

PERFORMANCE

Comprehensive detail, including definitions of ratings, performance criteria, and explanations of status, is available on www.ed.sc.gov and www.eoc.sc.gov as well as school and school district websites. Printed versions are available from school districts upon request.

YEAR	ABSOLUTE RATING	GROWTH RATING	PALMETTO GOLD AND SILVER AWARD		ESEA/FEDERAL ACCOUNTABILITY RATING SYSTEM	
			General Performance	Closing the Gap	ESEA Grade	Accountability Indicator
2012	Average	Below Average	TBD	TBD	B	N/A
2011	Average	Average	Silver	N/A	Not Met	N/A
2010	Average	Average	N/A	N/A	Not Met	N/A

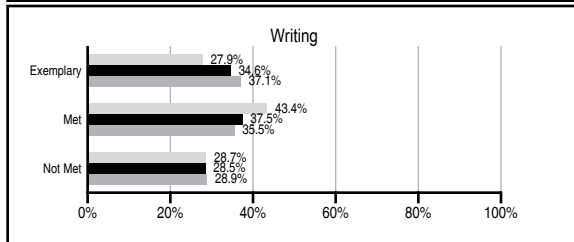
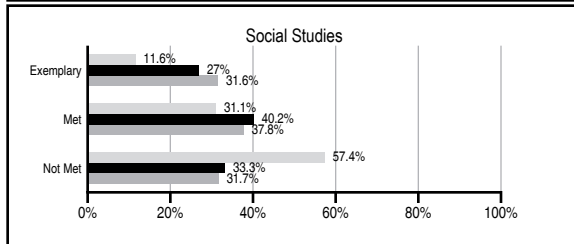
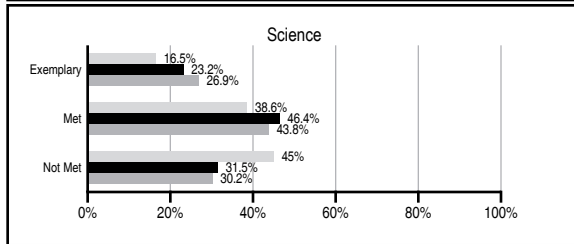
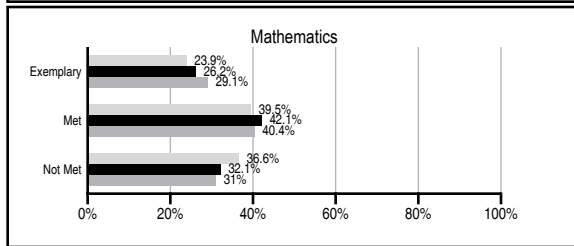
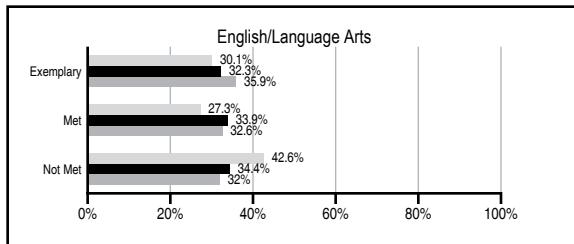
ABSOLUTE RATINGS OF MIDDLE SCHOOLS WITH STUDENTS LIKE OURS*

EXCELLENT	GOOD	AVERAGE	BELOW AVERAGE	AT-RISK
5	8	41	3	2

* Ratings are calculated with data available by 11/07/2012. Schools with Students Like Ours are Middle Schools with Poverty Indices of no more than 5% above or below the index for this school.

PASS PERFORMANCE

Our School
 Middle Schools with Students Like Ours
 Middle schools statewide



NAEP PERFORMANCE*

* Performance reported for SC and nation, data not available at school level. Percentages at NAEP Achievement Levels.



END OF COURSE TESTS - 2012

% of students scoring 70 or above on:	Our Middle School	Middle Schools with Students Like Ours
Algebra 1/Math for the Technologies 2	100.0	96.6
English 1	N/A	95.3
Physical Science	N/A	N/A
US History and the Constitution	N/A	N/A
All Subjects	100.0	96.5

SC PERFORMANCE VISION

By 2020 all students will graduate with the knowledge and skills necessary to compete successfully in the global economy, participate in a democratic society and contribute positively as members of families and communities.

Abbreviations Key

N/A Not Applicable N/AV Not Available N/C Not Collected N/R Not Reported I/S Insufficient Sample TBD To be determined

Blacksburg Middle School
[Cherokee County School District]

SCHOOL PROFILE

	Our School	Change from Last Year	Middle Schools with Students Like Ours	Median Middle School
Students (n=410)				
Students enrolled in high school credit courses (grades 7 & 8)	52.8%	Up from 49.4%	21.7%	22.9%
Retention rate	0.0%	No Change	0.8%	0.8%
Attendance rate	96.0%	Down from 96.1%	96.0%	96.2%
Served by gifted and talented program	N/AV	N/AV	N/AV	N/AV
With disabilities other than speech	N/AV	N/AV	N/AV	N/AV
Older than usual for grade	N/AV	N/AV	N/AV	N/AV
Out-of-school suspensions or expulsions for violent and/or criminal offenses	0.0%	Down from 1.0%	0.6%	0.5%
Annual dropout rate	0.4%	Up from 0.0%	0.0%	0.0%
Teachers (n=26)				
Teachers with advanced degrees	46.2%	Down from 62.5%	59.7%	61.3%
Continuing contract teachers	N/AV	N/AV	N/AV	N/AV
Teachers returning from previous year	79.5%	Down from 83.2%	86.7%	86.7%
Teacher attendance rate	96.1%	Up from 93.1%	95.4%	95.2%
Average teacher salary*	\$43,916	Down 4.5%	\$45,551	\$46,422
Classes not taught by highly qualified teachers	0.0%	No Change	1.1%	2.0%
Professional development days/teacher	5.4 days	Up from 5.1 days	10.3 days	10.0 days
School				
Principal's years at school	7.0	Up from 6.0	5.0	4.0
Student-teacher ratio in core subjects	25.8 to 1	Up from 21.0 to 1	22.4 to 1	22.0 to 1
Prime instructional time	91.8%	Up from 88.9%	89.8%	90.1%
Opportunities in the arts	Good	No Change	Good	Good
SACS accreditation	Yes	No Change	Yes	Yes
Parents attending conferences	96.3%	Up from 66.0%	98.5%	98.8%
Character development program	Excellent	Up from Good	Good	Good
Dollars spent per pupil**	\$7,377	Down 1.5%	\$7,283	\$7,245
Percent of expenditures for instruction**	62.2%	Down from 62.6%	61.9%	63.1%
Percent of expenditures for teacher salaries**	61.7%	Down from 62.1%	60.1%	60.9%
ESEA composite index score	85.4	N/A	85.4	88.1

* Length of contract = 185+ days.

** Prior year audited financial data available.

EVALUATION RESULTS

	Teachers	Students*	Parents*
Number of surveys returned	30	119	58
Percent satisfied with learning environment	93.3%	85.7%	83.9%
Percent satisfied with social and physical environment	100.0%	83.6%	84.2%
Percent satisfied with school-home relations	90.0%	85.3%	71.4%

*Only students at the highest middle school grade level at this school and their parents were included.

REPORT OF PRINCIPAL AND SCHOOL IMPROVEMENT COUNCIL

Blacksburg Middle School received the Palmetto Silver Award during the 2011-2012 school year. This was an honor to all stakeholders of the school.

Each year the faculty and staff strive to raise the academic, social, emotional, and physical development of each student to their greatest potential. We monitor the academic efforts of students, teachers, and parents by analyzing the data from district, state (PASS), and national (MAP) assessments. In addition to academics, we encourage students to do their best in extra-curricular activities and assignments. The students at Blacksburg Middle School have been recognized for many of their accomplishments including four Junior Scholars, three Duke TIP students; additionally we had several award winning writers, artist, band students, and athletes. Thirty-six students took the Algebra I End of Course and received passing scores. Also, the BMS robotics competition team placed second in the Green City Challenge contest that was sponsored by Spartanburg Community College and the Timken Foundation.

Randy Hawkins was recognized as the Teacher of the Year. Tiffany Robertson was recognized as the Reading Teacher of the Year. We appreciate the hard work and dedication of all of our faculty, staff, parents, and community members. Every stakeholder is has an important role to play in helping our students and school achieve the best.

Blacksburg Middle School strives to teach students about community service and the importance of being philanthropists. BMS is a Green Step School, focused on reducing our carbon footprint; our school and community collected over 1 million tabs for the Ronald McDonald House in Greenville, SC; students, faculty, and staff participated in Operation Christmas Child (OCC) by collecting shoeboxes and volunteer services at the OCC collection center; as well as raised money for Meals on Wheel and Relay for Life.

Blacksburg Middle School is Setting the Standard. We are working diligently to follow the 5R's: Respect, Responsible, Relationships, Ready, and Reliable.

Mr. Joshua Batchler, School Improvement Council chairperson
 Mr. Virgil Hampton, Principal

Comprehensive detail, including definitions of ratings, performance criteria, and explanations of status, is available on www.ed.sc.gov and www.eoc.sc.gov as well as school and school district websites.

Printed versions are available from school districts upon request.

Abbreviations Key

N/A Not Applicable N/AV Not Available N/C Not Collected N/R Not Reported I/S Insufficient Sample TBD To be determined
 NI Newly Identified CSI Continuing School Improvement CA Corrective Action RP Plan to Restructure R Restructure DELAY School Improvement Status HOLD School Improvement Status