



# SC Annual School Report Card Summary

Granard Middle School  
 Cherokee County School District  
 Grades: 6-8 Enrollment: 591  
 Principal: Dr. J. Mark Bunch  
 Superintendent: Dr. Quincie L. Moore  
 Board Chair: Mike Ellis

## PERFORMANCE

Comprehensive detail, including definitions of ratings, performance criteria, and explanations of status, is available on [www.ed.sc.gov](http://www.ed.sc.gov) and [www.eoc.sc.gov](http://www.eoc.sc.gov) as well as school and school district websites. Printed versions are available from school districts upon request.

YEAR	ABSOLUTE RATING	GROWTH RATING	PALMETTO GOLD AND SILVER AWARD		ESEA/FEDERAL ACCOUNTABILITY RATING SYSTEM	
			General Performance	Closing the Gap	ESEA Grade	Accountability Indicator
2012	Average	Good	TBD	TBD	A	N/A
2011	Average	Average	Silver	N/A	Not Met	N/A
2010	Average	Average	N/A	N/A	Not Met	N/A

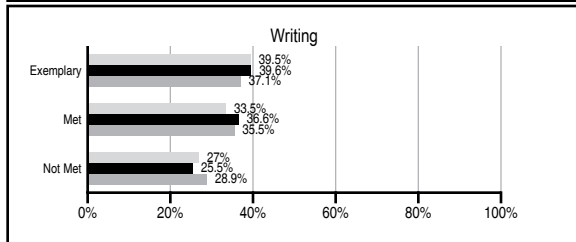
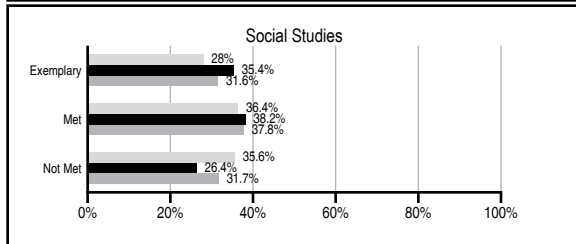
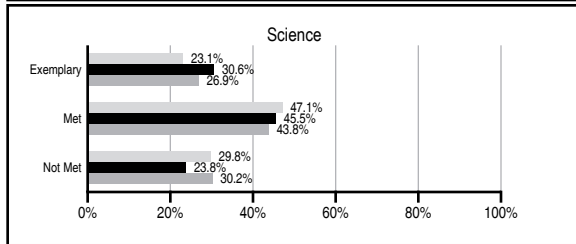
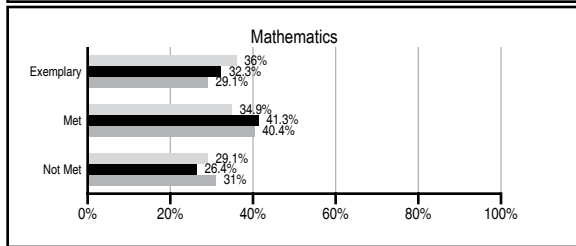
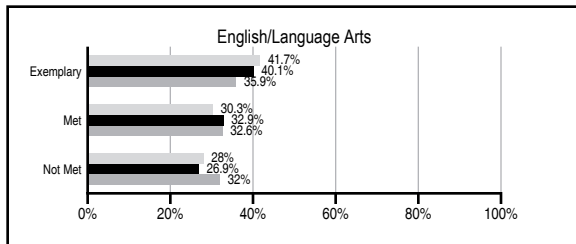
## ABSOLUTE RATINGS OF MIDDLE SCHOOLS WITH STUDENTS LIKE OURS\*

EXCELLENT	GOOD	AVERAGE	BELOW AVERAGE	AT-RISK
9	22	17	0	1

\* Ratings are calculated with data available by 11/07/2012. Schools with Students Like Ours are Middle Schools with Poverty Indices of no more than 5% above or below the index for this school.

## PASS PERFORMANCE

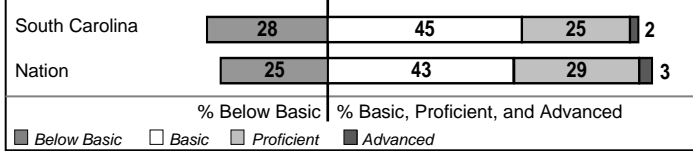
Our School Middle Schools with Students Like Ours Middle schools statewide



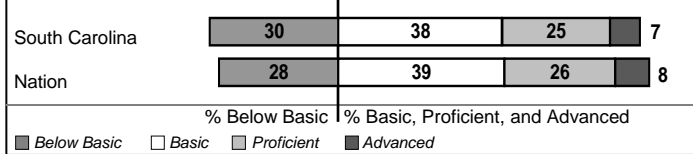
## NAEP PERFORMANCE\*

\* Performance reported for SC and nation, data not available at school level. Percentages at NAEP Achievement Levels.

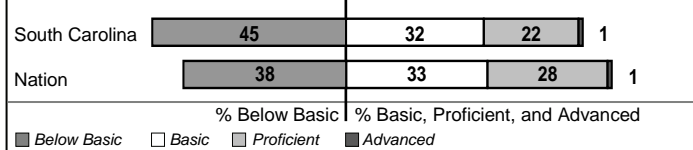
### READING – GRADE 8 (2011)



### MATH – GRADE 8 (2011)



### SCIENCE – GRADE 8 (2009)



## END OF COURSE TESTS - 2012

% of students scoring 70 or above on:	Our Middle School	Middle Schools with Students Like Ours
Algebra 1/Math for the Technologies 2	98.8	97.5
English 1	N/A	87.9
Physical Science	N/A	N/A
US History and the Constitution	N/A	N/A
All Subjects	98.8	94.9

## SC PERFORMANCE VISION

*By 2020 all students will graduate with the knowledge and skills necessary to compete successfully in the global economy, participate in a democratic society and contribute positively as members of families and communities.*

### Abbreviations Key

N/A Not Applicable N/AV Not Available N/C Not Collected N/R Not Reported I/S Insufficient Sample TBD To be determined

# Granard Middle School [Cherokee County School

## SCHOOL PROFILE

	Our School	Change from Last Year	Middle Schools with Students Like Ours	Median Middle School
<b>Students (n=591)</b>				
Students enrolled in high school credit courses (grades 7 & 8)	50.0%	Up from 0.0%	34.2%	22.9%
Retention rate	0.3%	Down from 0.5%	0.5%	0.8%
Attendance rate	96.2%	Down from 96.3%	96.2%	96.2%
Served by gifted and talented program	N/AV	N/AV	N/AV	N/AV
With disabilities other than speech	N/AV	N/AV	N/AV	N/AV
Older than usual for grade	N/AV	N/AV	N/AV	N/AV
Out-of-school suspensions or expulsions for violent and/or criminal offenses	0.0%	No Change	0.9%	0.5%
Annual dropout rate	0.0%	No Change	0.0%	0.0%
<b>Teachers (n=35)</b>				
Teachers with advanced degrees	74.3%	Up from 71.4%	61.2%	61.3%
Continuing contract teachers	N/AV	N/AV	N/AV	N/AV
Teachers returning from previous year	90.1%	Up from 86.8%	87.3%	86.7%
Teacher attendance rate	95.5%	Down from 95.6%	95.2%	95.2%
Average teacher salary*	\$48,797	Up 2.1%	\$46,977	\$46,422
Classes not taught by highly qualified teachers	0.0%	Down from 0.9%	1.3%	2.0%
Professional development days/teacher	8.9 days	Up from 6.2 days	11.2 days	10.0 days
<b>School</b>				
Principal's years at school	2.0	Up from 1.0	3.0	4.0
Student-teacher ratio in core subjects	16.2 to 1	No Change	23.6 to 1	22.0 to 1
Prime instructional time	90.1%	Down from 91.0%	90.1%	90.1%
Opportunities in the arts	Good	No Change	Good	Good
SACS accreditation	Yes	No Change	Yes	Yes
Parents attending conferences	98.3%	Up from 87.2%	98.1%	98.8%
Character development program	Excellent	No Change	Good	Good
Dollars spent per pupil**	\$6,162	Down 8.1%	\$7,078	\$7,245
Percent of expenditures for instruction**	66.9%	Down from 67.1%	63.5%	63.1%
Percent of expenditures for teacher salaries**	66.6%	Up from 66.3%	61.5%	60.9%
ESEA composite index score	90.9	N/A	88.7	88.1

\* Length of contract = 185+ days.

\*\* Prior year audited financial data available.

## REPORT OF PRINCIPAL AND SCHOOL IMPROVEMENT COUNCIL

This has been a very successful year at Granard Middle School. Our teachers and staff worked diligently to provide a nurturing and academically challenging environment. We had 17 Junior Scholars this year. Our Battle of the Brains Team was in the semi-finals; a first for Cherokee County! Our school received a technology grant which was used to purchase IPAD computers for our students. Our students participated in Regional Band, as well as having successful seasons in football, volleyball, and basketball. Our School Report Card scores improved and Granard Middle School received the Palmetto Silver Award from the South Carolina Department of Education! Students and staff participated in Writing Across the Curriculum. This was a tremendous success. We continued to stress technology implementation in the classrooms and held school-based training sessions. Additionally, our staff participated in a variety of meaningful professional development opportunities in order to improve classroom performance. Granard became the first middle school in Cherokee County to implement the Positive Behavioral Intervention and Supports (PBIS). We continue to be committed to providing a quality educational experience for every student.

Dr. Mark Bunch, Principal  
Delisa Coggins, SIC Chair

## EVALUATION RESULTS

	Teachers	Students*	Parents*
Number of surveys returned	28	165	86
Percent satisfied with learning environment	96.4%	80.5%	82.1%
Percent satisfied with social and physical environment	88.9%	78.7%	82.1%
Percent satisfied with school-home relations	100.0%	84.8%	84.5%

\*Only students at the highest middle school grade level at this school and their parents were included.

Comprehensive detail, including definitions of ratings, performance criteria, and explanations of status, is available on [www.ed.sc.gov](http://www.ed.sc.gov) and [www.eoc.sc.gov](http://www.eoc.sc.gov) as well as school and school district websites.

Printed versions are available from school districts upon request.

### Abbreviations Key

N/A Not Applicable N/AV Not Available N/C Not Collected N/R Not Reported I/S Insufficient Sample TBD To be determined  
NI Newly Identified CSI Continuing School Improvement CA Corrective Action RP Plan to Restructure R Restructure DELAY School Improvement Status HOLD School Improvement Status