

SC Annual School Report Card Summary

Pattison's Academy for Comprehensive Education Charter School
 Charleston County School District
 Grades: K-9 Enrollment: 30
 Principal: Vacant
 Superintendent: Dr. Nancy J. McGinley
 Board Chair: Mr. Chris Fraser

PERFORMANCE

Comprehensive detail, including definitions of ratings, performance criteria, and explanations of status, is available on www.ed.sc.gov and www.eoc.sc.gov as well as school and school district websites. Printed versions are available from school districts upon request.

YEAR	ABSOLUTE RATING	GROWTH RATING	PALMETTO GOLD AND SILVER AWARD		ESEA/FEDERAL ACCOUNTABILITY RATING SYSTEM	
			General Performance	Closing the Gap	ESEA Grade	Accountability Indicator
2012	N/A	N/A	TBD	TBD	I	N/A
2011	N/A	N/A	N/A	N/A	Not Met	N/A
2010	N/A	N/A	N/A	N/A	N/A	N/A

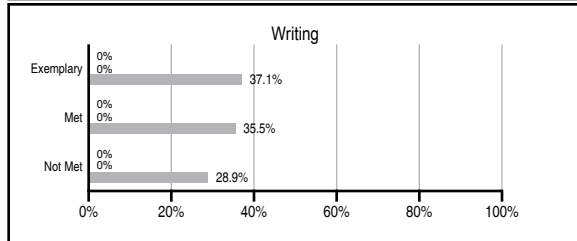
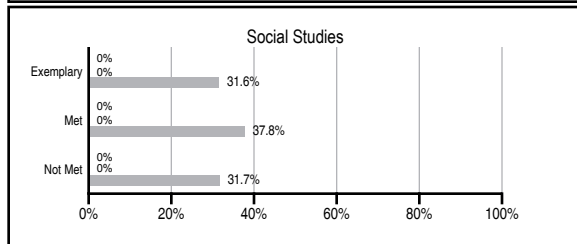
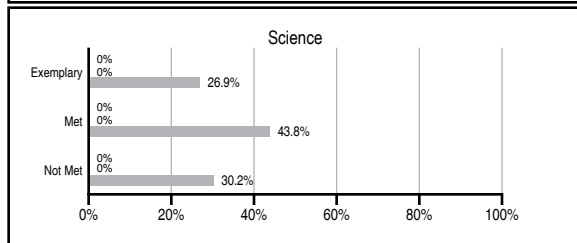
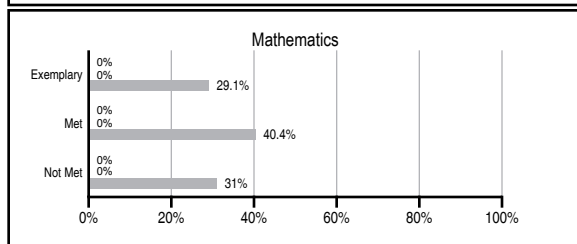
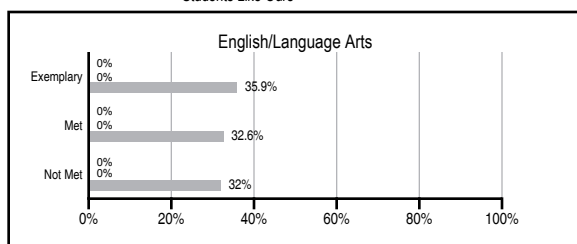
ABSOLUTE RATINGS OF MIDDLE SCHOOLS WITH STUDENTS LIKE OURS*

EXCELLENT	GOOD	AVERAGE	BELOW AVERAGE	AT-RISK
0	0	0	0	0

* Ratings are calculated with data available by 11/07/2012. Schools with Students Like Ours are Middle Schools with Poverty Indices of no more than 5% above or below the index for this school.

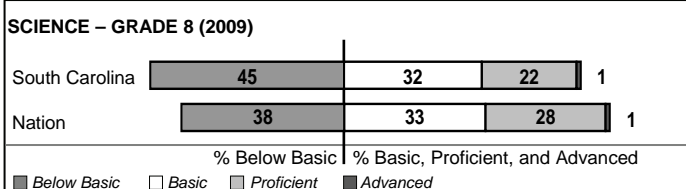
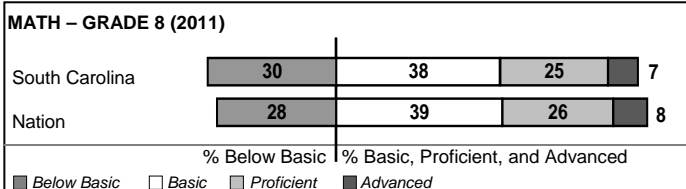
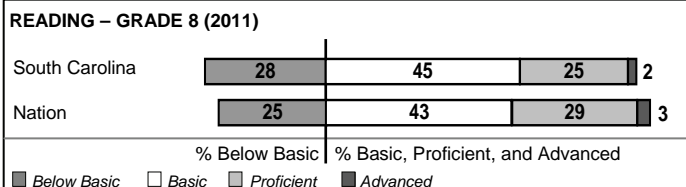
PASS PERFORMANCE

Our School Middle Schools with Students Like Ours Middle schools statewide



NAEP PERFORMANCE*

* Performance reported for SC and nation, data not available at school level. Percentages at NAEP Achievement Levels.



END OF COURSE TESTS - 2012

% of students scoring 70 or above on:	Our Middle School	Middle Schools with Students Like Ours
Algebra 1/Math for the Technologies 2	N/A	N/A
English 1	N/A	N/A
Physical Science	N/A	N/A
US History and the Constitution	N/A	N/A
All Subjects	N/A	N/A

SC PERFORMANCE VISION

By 2020 all students will graduate with the knowledge and skills necessary to compete successfully in the global economy, participate in a democratic society and contribute positively as members of families and communities.

Abbreviations Key

N/A Not Applicable N/AV Not Available N/C Not Collected N/R Not Reported I/S Insufficient Sample TBD To be determined

Pattison's Academy for Comprehensive Education Charter School [Charleston County School District]

SCHOOL PROFILE

	Our School	Change from Last Year	Middle Schools with Students Like Ours	Median Middle School
Students (n=30)				
Students enrolled in high school credit courses (grades 7 & 8)	0.0%	No Change	13.0%	22.9%
Retention rate	0.0%	No Change	1.2%	0.8%
Attendance rate	94.3%	Up from 93.1%	95.6%	96.2%
Served by gifted and talented program	N/AV	N/AV	N/AV	N/AV
With disabilities other than speech	N/AV	N/AV	N/AV	N/AV
Older than usual for grade	N/AV	N/AV	N/AV	N/AV
Out-of-school suspensions or expulsions for violent and/or criminal offenses	0.0%	No Change	0.2%	0.5%
Annual dropout rate	0.0%	N/A	0.0%	0.0%
Teachers (n=5)				
Teachers with advanced degrees	40.0%	Down from 75.0%	60.7%	61.3%
Continuing contract teachers	N/AV	N/AV	N/AV	N/AV
Teachers returning from previous year	N/A	N/A	80.2%	86.7%
Teacher attendance rate	N/R	N/R	94.9%	95.2%
Average teacher salary*	\$37,014	I/S	\$43,012	\$46,422
Classes not taught by highly qualified teachers	N/A	N/A	3.1%	2.0%
Professional development days/teacher	2.5 days	Down from 7.5 days	8.8 days	10.0 days
School				
Principal's years at school	2.0	Up from 1.0	2.0	4.0
Student-teacher ratio in core subjects	7.8 to 1	No Change	17.6 to 1	22.0 to 1
Prime instructional time	N/R	N/R	89.6%	90.1%
Opportunities in the arts	Poor	No Change	Good	Good
SACS accreditation	No	No Change	Yes	Yes
Parents attending conferences	100.0%	No Change	98.6%	98.8%
Character development program	Good	No Change	Good	Good
Dollars spent per pupil**	\$31,014	N/A	\$10,274	\$7,245
Percent of expenditures for instruction**	56.0%	N/A	58.3%	63.1%
Percent of expenditures for teacher salaries**	42.0%	N/A	52.8%	60.9%
ESEA composite index score	N/A	N/A	67.0	88.1

* Length of contract = 185+ days.

** Prior year audited financial data available.

EVALUATION RESULTS

	Teachers	Students*	Parents*
Number of surveys returned	1	0	0
Percent satisfied with learning environment	I/S	N/R	N/R
Percent satisfied with social and physical environment	I/S	N/R	N/R
Percent satisfied with school-home relations	I/S	N/R	N/R

*Only students at the highest middle school grade level at this school and their parents were included.

REPORT OF PRINCIPAL AND SCHOOL IMPROVEMENT COUNCIL

Guided by our mission to improve the quality of life for children with multiple disabilities by providing a comprehensive educational program that integrates educational curricula with functional rehabilitation instruction to maximize the potential and well-being of the child, and to ensure family inclusion, PACE is completing its second year. PACE employs four highly qualified special education teachers, and six teaching assistants who are dedicated to our students. Every student at PACE receives PT, OT, and Speech on a weekly basis. The students participate in weekly swimming activities and hippotherapy.

Robin Halewood-Guerard, Director of Education
Julia Schrecker, President, PACE Board of Directors

Comprehensive detail, including definitions of ratings, performance criteria, and explanations of status, is available on www.ed.sc.gov and www.eoc.sc.gov as well as school and school district websites.

Printed versions are available from school districts upon request.

Abbreviations Key

N/A Not Applicable N/AV Not Available N/C Not Collected N/R Not Reported I/S Insufficient Sample TBD To be determined

NI Newly Identified CSI Continuing School Improvement CA Corrective Action RP Plan to Restructure R Restructure DELAY School Improvement Status HOLD School Improvement Status