



SC Annual School Report Card Summary

Apple Charter School
Charleston County School District
Grades: K-7 Enrollment: 125
Principal: Patricia Williams
Superintendent: Dr. Nancy J. McGinley
Board Chair: Mr. Chris Fraser

PERFORMANCE

Comprehensive detail, including definitions of ratings, performance criteria, and explanations of status, is available on www.ed.sc.gov and www.eoc.sc.gov as well as school and school district websites. Printed versions are available from school districts upon request.

YEAR	ABSOLUTE RATING	GROWTH RATING	PALMETTO GOLD AND SILVER AWARD		ESEA/FEDERAL ACCOUNTABILITY RATING SYSTEM	
			General Performance	Closing the Gap	ESEA Grade	Accountability Indicator
2012	At-Risk	Average	TBD	TBD	F	Priority
2011	N/A	N/A	N/A	N/A	Not Met	N/A
2010	N/A	N/A	N/A	N/A	N/A	N/A

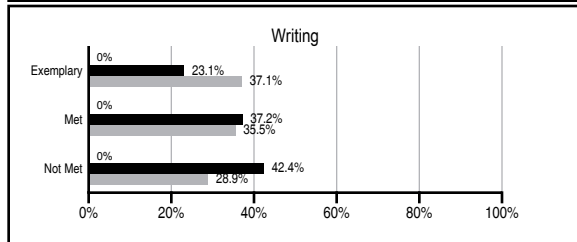
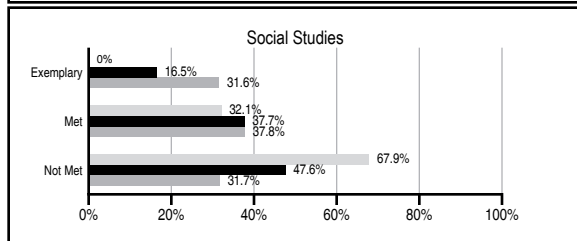
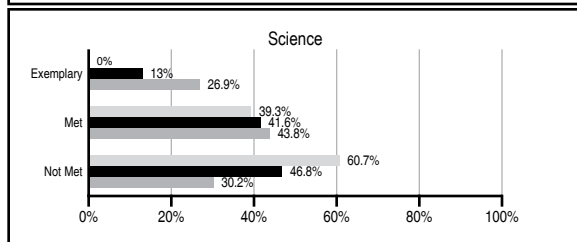
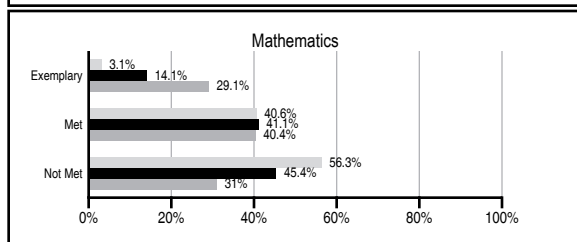
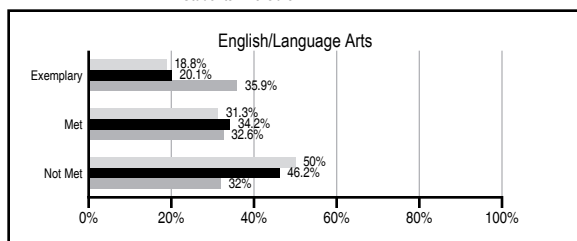
ABSOLUTE RATINGS OF MIDDLE SCHOOLS WITH STUDENTS LIKE OURS*

EXCELLENT	GOOD	AVERAGE	BELOW AVERAGE	AT-RISK
0	2	31	25	19

* Ratings are calculated with data available by 11/07/2012. Schools with Students Like Ours are Middle Schools with Poverty Indices of no more than 5% above or below the index for this school.

PASS PERFORMANCE

Our School Middle Schools with Students Like Ours Middle schools statewide



NAEP PERFORMANCE*

* Performance reported for SC and nation, data not available at school level. Percentages at NAEP Achievement Levels.

READING – GRADE 8 (2011)

South Carolina	28	45	25	2
Nation	25	43	29	3
% Below Basic % Basic, Proficient, and Advanced				
Below Basic Basic Proficient Advanced				

MATH – GRADE 8 (2011)

South Carolina	30	38	25	7
Nation	28	39	26	8
% Below Basic % Basic, Proficient, and Advanced				
Below Basic Basic Proficient Advanced				

SCIENCE – GRADE 8 (2009)

South Carolina	45	32	22	1
Nation	38	33	28	1
% Below Basic % Basic, Proficient, and Advanced				
Below Basic Basic Proficient Advanced				

END OF COURSE TESTS - 2012

% of students scoring 70 or above on:	Our Middle School	Middle Schools with Students Like Ours
Algebra 1/Math for the Technologies 2	N/A	88.6
English 1	N/A	78.7
Physical Science	N/A	N/A
US History and the Constitution	N/A	N/A
All Subjects	N/A	87.1

SC PERFORMANCE VISION

By 2020 all students will graduate with the knowledge and skills necessary to compete successfully in the global economy, participate in a democratic society and contribute positively as members of families and communities.

Abbreviations Key

N/A Not Applicable N/AV Not Available N/C Not Collected N/R Not Reported I/S Insufficient Sample TBD To be determined

Apple Charter School [Charleston County School

SCHOOL PROFILE

	Our School	Change from Last Year	Middle Schools with Students Like Ours	Median Middle School
Students (n=125)				
Students enrolled in high school credit courses (grades 7 & 8)	0.0%	N/R	14.8%	22.9%
Retention rate	0.8%	N/A	1.0%	0.8%
Attendance rate	96.9%	N/A	95.8%	96.2%
Served by gifted and talented program	N/AV	N/AV	N/AV	N/AV
With disabilities other than speech	N/AV	N/AV	N/AV	N/AV
Older than usual for grade	N/AV	N/AV	N/AV	N/AV
Out-of-school suspensions or expulsions for violent and/or criminal offenses	0.0%	N/R	0.4%	0.5%
Annual dropout rate	0.0%	N/A	0.0%	0.0%
Teachers (n=10)				
Teachers with advanced degrees	70.0%	N/A	60.2%	61.3%
Continuing contract teachers	N/AV	N/AV	N/AV	N/AV
Teachers returning from previous year	N/A	N/A	80.3%	86.7%
Teacher attendance rate	97.9%	N/R	95.1%	95.2%
Average teacher salary*	\$44,122	I/S	\$44,193	\$46,422
Classes not taught by highly qualified teachers	29.3%	N/A	3.4%	2.0%
Professional development days/teacher	8.2 days	N/R	9.2 days	10.0 days
School				
Principal's years at school	2.0	N/R	3.0	4.0
Student-teacher ratio in core subjects	14.1 to 1	N/R	19.7 to 1	22.0 to 1
Prime instructional time	94.0%	N/R	89.6%	90.1%
Opportunities in the arts	Poor	N/R	Good	Good
SACS accreditation	No	N/R	Yes	Yes
Parents attending conferences	100.0%	N/R	98.1%	98.8%
Character development program	Excellent	N/R	Good	Good
Dollars spent per pupil**	\$9,384	N/A	\$8,917	\$7,245
Percent of expenditures for instruction**	53.0%	N/A	60.8%	63.1%
Percent of expenditures for teacher salaries**	39.2%	N/A	55.4%	60.9%
ESEA composite index score	26.8	N/A	69.3	88.1

* Length of contract = 185+ days.

** Prior year audited financial data available.

EVALUATION RESULTS

	Teachers	Students*	Parents*
Number of surveys returned	N/A	N/A	N/A
Percent satisfied with learning environment	N/A	N/A	N/A
Percent satisfied with social and physical environment	N/A	N/A	N/A
Percent satisfied with school-home relations	N/A	N/A	N/A

*Only students at the highest middle school grade level at this school and their parents were included.

REPORT OF PRINCIPAL AND SCHOOL IMPROVEMENT COUNCIL

The Apple Charter School (TACS) is built on a foundation and philosophy that values education in a nurturing and challenging environment. Student-centered, family involved and community partnerships help us reach our future of increasing academic achievement for all students as we use best practice strategies to meet the unique academic, social and emotional needs of young boys and girls to close the achievement gap, build acceptable behavior through character leadership, and prepare students for a successful career pathway.

The mission of The Apple Charter School is to educate students in a stable, consistent, single gender environment while preparing them for higher education and maximizing their potential for success in an ever-changing world. As a school of choice, TACS served students in grades K-7, and will add grade 8 for the 2012-2013 school year.

We exist with a major objective to support and assist students in making high school their number one goal by achieving their full academic potential. We encourage students to set higher goals for post-secondary education and careers for future success in the marketplace. The Apple Charter School focuses on collaboration, hard work, high standards and hands-on entrepreneurial experience that will enable our students to compete with students all over the world.

The Apple Charter School provides the academic and employability skills that students need to excel. The school utilizes small class size, and a highly integrative curriculum that emphasizes state and national standards taught by a highly qualified and dedicated staff. Students pursue answers to questions they have about themselves, curriculum content, and the world through effective teaching strategies, discipline, and recognition of academic excellence, extra-curricular activities and service learning. The curriculum at Apple Charter is on the cutting edge of career preparation by offering 21st Century employability skills training, advanced technology tools, and hands-on instruction in all Science, Technology, Engineering and Mathematics (STEM) fields. The curriculum framework allows for students to make connections between classroom learning and the real world, thinking critically and becoming responsible citizens. Classrooms are equipped with Bright Links technology and all students have access to laptop computers.

Patricia Williams, School Director
Joseph Barbour, Chairperson, TACS Board of Director

Comprehensive detail, including definitions of ratings, performance criteria, and explanations of status, is available on www.ed.sc.gov and www.eoc.sc.gov as well as school and school district websites.

Printed versions are available from school districts upon request.

Abbreviations Key

N/A Not Applicable N/AV Not Available N/C Not Collected N/R Not Reported I/S Insufficient Sample TBD To be determined
NI Newly Identified CSI Continuing School Improvement CA Corrective Action RP Plan to Restructure R Restructure DELAY School Improvement Status HOLD School Improvement Status