



# SC Annual School Report Card Summary

Charleston Charter School for Math and Science  
 Charleston County School District  
 Grades: 6-12 Enrollment: 429  
 Principal: Vacant  
 Superintendent: Dr. Nancy J. McGinley  
 Board Chair: Mr. Chris Fraser

## PERFORMANCE

Comprehensive detail, including definitions of ratings, performance criteria, and explanations of status, is available on [www.ed.sc.gov](http://www.ed.sc.gov) and [www.eoc.sc.gov](http://www.eoc.sc.gov) as well as school and school district websites. Printed versions are available from school districts upon request.

YEAR	ABSOLUTE RATING	GROWTH RATING	PALMETTO GOLD AND SILVER AWARD		ESEA/FEDERAL ACCOUNTABILITY RATING SYSTEM	
			General Performance	Closing the Gap	ESEA Grade	Accountability Indicator
2012	Average	Average	TBD	TBD	A	N/A
2011	Average	Average	Silver	N/A	Not Met	N/A
2010	Average	Average	N/A	N/A	Met	N/A

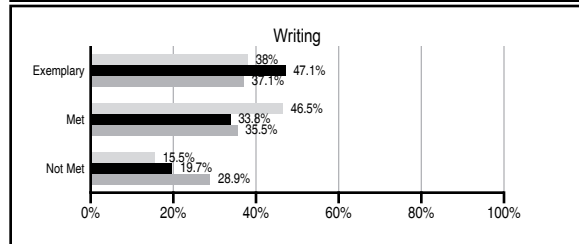
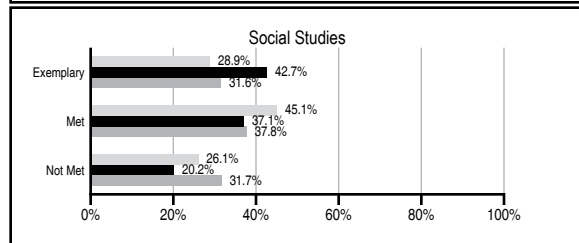
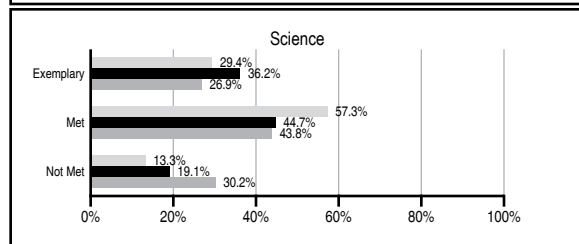
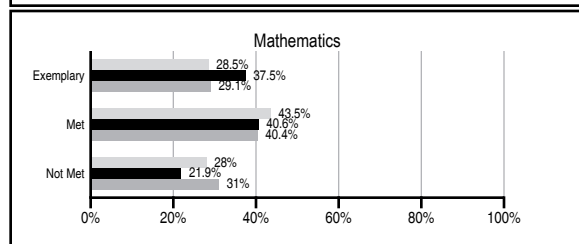
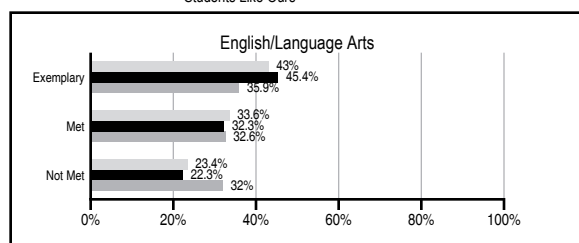
## ABSOLUTE RATINGS OF MIDDLE SCHOOLS WITH STUDENTS LIKE OURS\*

EXCELLENT	GOOD	AVERAGE	BELOW AVERAGE	AT-RISK
21	12	7	0	0

\* Ratings are calculated with data available by 11/07/2012. Schools with Students Like Ours are Middle Schools with Poverty Indices of no more than 5% above or below the index for this school.

## PASS PERFORMANCE


Our School Middle Schools with Students Like Ours Middle schools statewide




## NAEP PERFORMANCE\*

\* Performance reported for SC and nation, data not available at school level. Percentages at NAEP Achievement Levels.


### READING – GRADE 8 (2011)



### MATH – GRADE 8 (2011)



### SCIENCE – GRADE 8 (2009)



## END OF COURSE TESTS - 2012

% of students scoring 70 or above on:	Our Middle School	Middle Schools with Students Like Ours
Algebra 1/Math for the Technologies 2	72.9	97.7
English 1	N/A	95.7
Physical Science	N/A	N/A
US History and the Constitution	N/A	9
All Subjects	72.9	96.7

## SC PERFORMANCE VISION

By 2020 all students will graduate with the knowledge and skills necessary to compete successfully in the global economy, participate in a democratic society and contribute positively as members of families and communities.

### Abbreviations Key

N/A Not Applicable N/AV Not Available N/C Not Collected N/R Not Reported I/S Insufficient Sample TBD To be determined

# Charleston Charter School for Math and Science [Charleston County School District]

## SCHOOL PROFILE

	Our School	Change from Last Year	Middle Schools with Students Like Ours	Median Middle School
<b>Students (n=429)</b>				
Students enrolled in high school credit courses (grades 7 & 8)	48.6%	Down from 55.2%	32.6%	22.9%
Retention rate	2.2%	Down from 5.0%	0.7%	0.8%
Attendance rate	96.6%	Down from 97.8%	96.7%	96.2%
Served by gifted and talented program	N/AV	N/AV	N/AV	N/AV
With disabilities other than speech	N/AV	N/AV	N/AV	N/AV
Older than usual for grade	N/AV	N/AV	N/AV	N/AV
Out-of-school suspensions or expulsions for violent and/or criminal offenses	2.6%	Down from 2.8%	0.4%	0.5%
Annual dropout rate	0.0%	No Change	0.0%	0.0%
<b>Teachers (n=38)</b>				
Teachers with advanced degrees	52.6%	Up from 48.1%	63.5%	61.3%
Continuing contract teachers	N/AV	N/AV	N/AV	N/AV
Teachers returning from previous year	69.5%	N/A	89.2%	86.7%
Teacher attendance rate	99.5%	Up from 98.7%	95.2%	95.2%
Average teacher salary*	\$38,725	Down 1.6%	\$47,448	\$46,422
Classes not taught by highly qualified teachers	60.6%	Up from 57.8%	2.1%	2.0%
Professional development days/teacher	6.0 days	Down from 8.2 days	10.3 days	10.0 days
<b>School</b>				
Principal's years at school	2.0	Up from 1.0	6.0	4.0
Student-teacher ratio in core subjects	18.7 to 1	Down from 22.6 to 1	22.5 to 1	22.0 to 1
Prime instructional time	95.7%	Down from 95.8%	91.1%	90.1%
Opportunities in the arts	Good	No Change	Excellent	Good
SACS accreditation	Yes	Up from No	Yes	Yes
Parents attending conferences	97.7%	Up from 95.0%	98.8%	98.8%
Character development program	Good	No Change	Good	Good
Dollars spent per pupil**	\$6,745	Down 21.2%	\$6,753	\$7,245
Percent of expenditures for instruction**	60.0%	Up from 48.0%	63.5%	63.1%
Percent of expenditures for teacher salaries**	54.2%	Up from 46.4%	62.5%	60.9%
ESEA composite index score	93.3	N/A	92.2	88.1

\* Length of contract = 185+ days.

\*\* Prior year audited financial data available.

## EVALUATION RESULTS

	Teachers	Students*	Parents*
Number of surveys returned	N/A	N/A	N/A
Percent satisfied with learning environment	N/A	N/A	N/A
Percent satisfied with social and physical environment	N/A	N/A	N/A
Percent satisfied with school-home relations	N/A	N/A	N/A

\*Only students at the highest middle school grade level at this school and their parents were included.

## REPORT OF PRINCIPAL AND SCHOOL IMPROVEMENT COUNCIL

CCSMS began its 4th year on August 16, 2011, with an enrollment of 426 students in grades 6–12. There were 33 full-time and two part-time teachers on staff; the school exceeded professional certification requirements. PTO membership for both faculty and parents was 100%. Additionally CCSMS completed and passed a rigorous SACS accreditation process.

Both middle and high school curriculums were supplemented with a two-week Spring Term, which included concentrated classes in math and science with career exploration. Students received ½ high school credit for successfully completing the course. Electives offered included creative writing, film and fiction, theater, show choir, yoga, forensics, psychology, science enrichment, and marine science. 9th graders were enrolled in Physical Science, Algebra I or Geometry, English I, Global Studies, Spanish I or French I, and PE. Career Cluster classes included PLTW Engineering, PLTW Biomedical, YES Carolina! Business Entrepreneurship, and Teacher Cadet. Medical Terminology and Civil Engineering and Architecture were added through PLTW for 12th graders. 100% of 8th-12th graders participated in Individualized Graduation Plan (IGP) meetings. PASS and EOC exam results showed continued growth in four core curriculum areas. CCSMS sent off its first graduating class with 100% graduation and 100% college acceptance!

Afternoon Academy continued in grades 6-12 with small group tutoring. Scholarships were offered to families unable to pay for the services. After-school clubs included Academic Bowl, Student Government, Scrabble, Yugioh, Model Rocket, Chess, Odyssey of the Mind, Boys to Gentlemen, and Hacky Sack. Before school, students had access to computer labs and academic assistance. Extracurricular activities included a Math and Science night, a Fall Festival, guest speakers such as Zoe Damacela, Fashion Entrepreneur, and Rebecca Ufkes, 2010 National Small Business Owner of the Year who owns UEC Electronics. CCSMS is a member of the SCHSL; teams in basketball, tennis, volleyball, cross-country, track, and soccer participated at JV & varsity levels. The Varsity Girls' Volleyball team and Varsity Co-Ed Soccer teams both won back-to-back regional titles. Next swimming and JV football will be added.

CCSMS leads the way in technology utilizing SmartBoards in every class room. Both PC and Macintosh labs as well as i-Pads are available for instruction. Our math classes use the TI InSpire and Navigator system for calculators. CCSMS utilizes staff and student email accounts, an online grade-book, and AlertNow for communication.

A lottery was held in January to select new students for 2012-2013; the school has a waiting list of 100+ for 6th grade. The student population in grades 6-12 for 2012-2013 is projected to be 450 students.

The greatest challenge thus far has been implementing a quality education that is based on both the students' responsibility for their own learning and their being fully engaged in the learning process.

Dr. Tamara Kirshtein, Principal  
Caryn Vedane, Board President

Comprehensive detail, including definitions of ratings, performance criteria, and explanations of status, is available on [www.ed.sc.gov](http://www.ed.sc.gov) and [www.eoc.sc.gov](http://www.eoc.sc.gov) as well as school and school district websites.

Printed versions are available from school districts upon request.

### Abbreviations Key

N/A Not Applicable N/AV Not Available N/C Not Collected N/R Not Reported I/S Insufficient Sample TBD To be determined  
NI Newly Identified CSI Continuing School Improvement CA Corrective Action RP Plan to Restructure R Restructure DELAY School Improvement Status HOLD School Improvement Status