

SC Annual School Report Card Summary

East Cooper Montessori Charter School
 Charleston County School District
 Grades: 1-8 Enrollment: 239
 Principal: Jody Swanigan
 Superintendent: Dr. Nancy J. McGinley
 Board Chair: Mr. Chris Fraser

PERFORMANCE

Comprehensive detail, including definitions of ratings, performance criteria, and explanations of status, is available on www.ed.sc.gov and www.eoc.sc.gov as well as school and school district websites. Printed versions are available from school districts upon request.

YEAR	ABSOLUTE RATING	GROWTH RATING	PALMETTO GOLD AND SILVER AWARD		ESEA/FEDERAL ACCOUNTABILITY RATING SYSTEM	
			General Performance	Closing the Gap	ESEA Grade	Accountability Indicator
2012	Excellent	Excellent	TBD	TBD	A	N/A
2011	Excellent	Excellent	Gold	N/A	Met	N/A
2010	Excellent	Excellent	Gold	N/A	Met	N/A

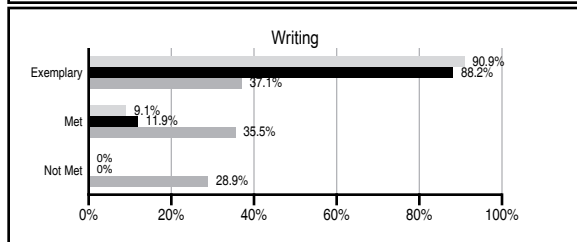
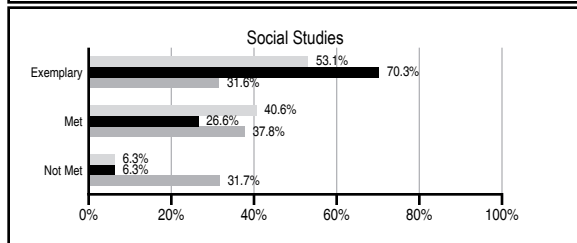
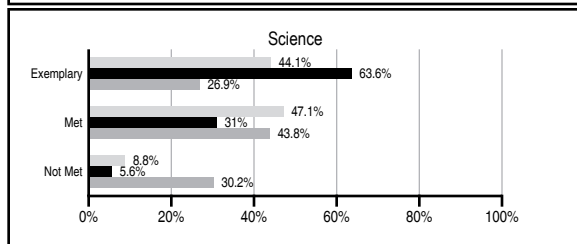
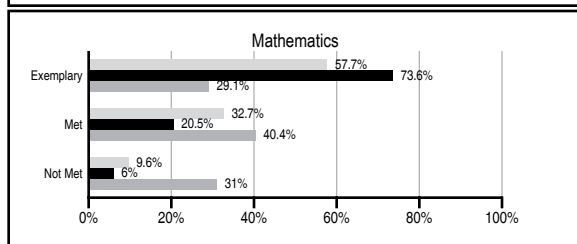
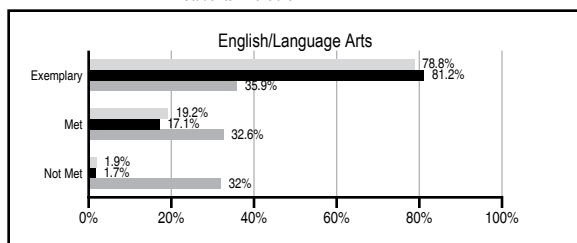
ABSOLUTE RATINGS OF MIDDLE SCHOOLS WITH STUDENTS LIKE OURS*

EXCELLENT	GOOD	AVERAGE	BELOW AVERAGE	AT-RISK
2	0	0	0	0

* Ratings are calculated with data available by 11/07/2012. Schools with Students Like Ours are Middle Schools with Poverty Indices of no more than 5% above or below the index for this school.

PASS PERFORMANCE

Our School Middle Schools with Students Like Ours Middle schools statewide



NAEP PERFORMANCE*

* Performance reported for SC and nation, data not available at school level. Percentages at NAEP Achievement Levels.

READING – GRADE 8 (2011)

South Carolina	28	45	25	2
Nation	25	43	29	3
% Below Basic % Basic, Proficient, and Advanced				
Below Basic Basic Proficient Advanced				

MATH – GRADE 8 (2011)

South Carolina	30	38	25	7
Nation	28	39	26	8
% Below Basic % Basic, Proficient, and Advanced				
Below Basic Basic Proficient Advanced				

SCIENCE – GRADE 8 (2009)

South Carolina	45	32	22	1
Nation	38	33	28	1
% Below Basic % Basic, Proficient, and Advanced				
Below Basic Basic Proficient Advanced				

END OF COURSE TESTS - 2012

% of students scoring 70 or above on:	Our Middle School	Middle Schools with Students Like Ours
Algebra 1/Math for the Technologies 2	100.0	98.8
English 1	N/A	N/A
Physical Science	N/A	N/A
US History and the Constitution	N/A	N/A
All Subjects	100.0	98.8

SC PERFORMANCE VISION

By 2020 all students will graduate with the knowledge and skills necessary to compete successfully in the global economy, participate in a democratic society and contribute positively as members of families and communities.

Abbreviations Key

N/A Not Applicable N/AV Not Available N/C Not Collected N/R Not Reported I/S Insufficient Sample TBD To be determined

East Cooper Montessori Charter School [Charleston County School District]

SCHOOL PROFILE

	Our School	Change from Last Year	Middle Schools with Students Like Ours	Median Middle School
Students (n=239)				
Students enrolled in high school credit courses (grades 7 & 8)	56.0%	Up from 41.7%	52.1%	22.9%
Retention rate	0.8%	Down from 1.1%	0.4%	0.8%
Attendance rate	96.9%	Up from 96.6%	97.1%	96.2%
Served by gifted and talented program	N/AV	N/AV	N/AV	N/AV
With disabilities other than speech	N/AV	N/AV	N/AV	N/AV
Older than usual for grade	N/AV	N/AV	N/AV	N/AV
Out-of-school suspensions or expulsions for violent and/or criminal offenses	0.0%	No Change	0.0%	0.5%
Annual dropout rate	0.0%	No Change	0.0%	0.0%
Teachers (n=18)				
Teachers with advanced degrees	33.3%	Down from 42.1%	55.4%	61.3%
Continuing contract teachers	N/AV	N/AV	N/AV	N/AV
Teachers returning from previous year	86.5%	Up from 83.3%	86.3%	86.7%
Teacher attendance rate	98.3%	Up from 97.1%	98.1%	95.2%
Average teacher salary*	\$43,020	Up 1.1%	\$45,231	\$46,422
Classes not taught by highly qualified teachers	33.3%	Up from 29.2%	17.7%	2.0%
Professional development days/teacher	11.9 days	Up from 7.9 days	9.3 days	10.0 days
School				
Principal's years at school	9.0	Up from 8.0	10.0	4.0
Student-teacher ratio in core subjects	6.4 to 1	Down from 17.5 to 1	15.5 to 1	22.0 to 1
Prime instructional time	95.4%	Up from 93.0%	95.2%	90.1%
Opportunities in the arts	Good	No Change	Good	Good
SACS accreditation	No	No Change	No	Yes
Parents attending conferences	100.0%	No Change	100.0%	98.8%
Character development program	Good	Down from Excellent	Excellent	Good
Dollars spent per pupil**	\$8,493	Down 6.9%	\$8,635	\$7,245
Percent of expenditures for instruction**	64.0%	Up from 56.0%	62.3%	63.1%
Percent of expenditures for teacher salaries**	52.4%	Up from 51.1%	56.1%	60.9%
ESEA composite index score	100.0	N/A	100.0	88.1

* Length of contract = 185+ days.

** Prior year audited financial data available.

EVALUATION RESULTS

	Teachers	Students*	Parents*
Number of surveys returned	N/A	N/A	N/A
Percent satisfied with learning environment	N/A	N/A	N/A
Percent satisfied with social and physical environment	N/A	N/A	N/A
Percent satisfied with school-home relations	N/A	N/A	N/A

*Only students at the highest middle school grade level at this school and their parents were included.

REPORT OF PRINCIPAL AND SCHOOL IMPROVEMENT COUNCIL

Guided by the principles of Dr. Maria Montessori, East Cooper Montessori Charter School (ECMCS) offers an authentic Montessori education to elementary and middle school students in the Charleston County public school system. ECMCS is the only public charter school in the state of South Carolina serving students in both an elementary environment and middle school environment and has become a model school for new Montessori Charter Schools.

The mission of ECMCS, in part, is to provide a rigorous Montessori education that guides children toward academic excellence and a lifelong love of learning. The school fulfills this aspect of its mission by offering an enriched and cultural curriculum that incorporates and extends district, state and national standards. Students develop their abilities by posing questions, designing investigations, and gaining skills necessary to express and pursue their own research interests. Scientific and mathematical aptitudes, appreciation of history and timelines, literacy across disciplines, and the development of a student's humanity toward the local and global community are all part of the curriculum at ECMCS.

The second part of the school's mission is to encourage stewardship of the greater community. Starting in the first grade, all of our students devote at least 20 hours to an individual community service project called the Yearlong Peace Project. Standout projects this year that made a particularly notable impact on the community at large were the Oyster Bed Restoration project through the DNR, "Team Tortuga" that adopted a second turtle at the South Carolina Aquarium, and the "Keys for Hope Organization" that built a formal organization to manage the exponential growth of their fundraising efforts supporting Crisis Ministries. Parent volunteerism is an integral part of the success of ECMCS and sets the example for students. Parents served nearly 6,000 hours on the school board and committees, helping out in the classrooms and researching community resources to support the school's mission.

The consistent and professional leadership of the Governing Board and school administration remains a cornerstone of its success. The school, like all public schools, must continue to do more with less. Our fiscal conservatism and solid strategic planning has allowed the school to expand its facilities in order to better accommodate the extensive wait list.

The 2011-2012 school-year was filled with many significant accomplishments. The school was again awarded the Palmetto Goal Award; opened two new classrooms creating 50 more seats for CCSD students and was selected for as a featured school site for the documentary Montessori on the Move. The school offers gifted education in an immersion setting instead of a pull-out model. All ECMCS lead teachers are required to be endorsed in Gifted Education in addition to being state certified in the area of instruction as well as Montessori certified. The school's greatest success is seen in the success of its students.

Jody Swanigan, Principal
Governing Board Chair

Alys Campaigne,

Comprehensive detail, including definitions of ratings, performance criteria, and explanations of status, is available on www.ed.sc.gov and www.eoc.sc.gov as well as school and school district websites.

Printed versions are available from school districts upon request.

Abbreviations Key

N/A Not Applicable N/AV Not Available N/C Not Collected N/R Not Reported I/S Insufficient Sample TBD To be determined

NI Newly Identified CSI Continuing School Improvement CA Corrective Action RP Plan to Restructure R Restructure DELAY School Improvement Status HOLD School Improvement Status